

# ANNUAL REPORT 2023-2024

## Journey of EdCIL in Last Decade



**EdCIL (India) Limited**

(A Mini Ratna Category-I CPSE of Ministry of Education, Govt. of India)  
ISO 9001: 2015 & 14001: 2015 Certified Company

## EdCIL PRESENTING DIVIDEND CHEQUE



EdCIL (India) Limited, a Mini Ratna Category-I CPSE of the Ministry of Education, Government of India, paid a dividend of Rs. 31 Crores (highest ever by EdCIL) for the year 2023-24 which is 55% higher than the dividend of Rs. 20 crores declared for the FY 2022-23.

Shri K. Sanjay Murthy, Secretary (Higher Education), Ministry of Education, Government of India received the cheque of Rs. 31 Crores from Shri Manoj Kumar, CMD EdCIL in the presence of Shri Govind Jaiswal, Joint Secretary (TEL), MoE and other senior officers of MoE and EdCIL on 05th November, 2024.

The Company during FY 2023-24 registered highest ever turnover of Rs. 656 crores which is 49% higher than the previous year turnover of Rs. 439 crores. The PBT (Profit Before Tax) was also recorded the highest Rs. 137 crores which is 54% higher as compared to PBT of Rs. 89 crores of FY 2022-23.

# CONTENTS



## Corporate Overview

Vision and Mission Statements .....	2-3
Corporate Information .....	4
EdCIL's Growth Journey Over a Decade.....	7
Chairman's Speech.....	9
Events in the Year gone by .....	13



## Directors' Report

Directors' Report.....	19
Annexures of Directors' Report .....	29
Supplementary Audit Comments by C&AG.....	42



## Financial Statements

Audit Report and Financials .....	87
Financial Statements for the year ended 31.03.2024 .....	100
Annual Report of EdCIL Vidyanjali Foundation .....	181

## VISION



**To be a highly respected consultancy and project management organization that provides expertise, services and innovative solutions to drive impact in the education and HR space.**



**Digital Educational Services**



**Overseas Education Services**



**Study in India**



**Advisory Services**



**Online Testing & Assessment Services**



**Educational Infrastructure Services**



**Educational Procurement Services**



**Technical Support Group**



**Skilling & Training Services**



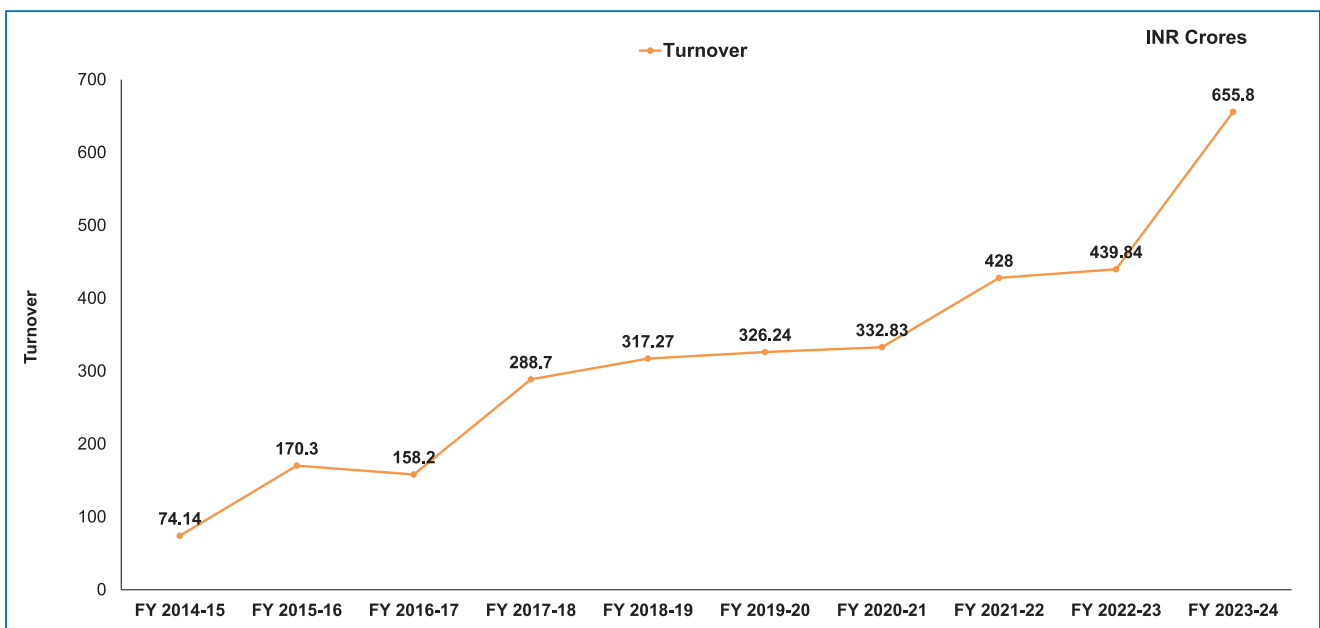


# MISSION



**To drive disruptive improvements in education and HR outcomes through innovative, technology-led offerings, with highest efficiency and ethical standard to domestic and global clients and to be the preferred education sector employer.**

## Turnover trend



## CORPORATE INFORMATION

### Current Board of Directors (as on 19.06.2024)



**Shri Manoj Kumar**  
Chairman & Managing Director



**Shri Govind Jaiswal**  
Joint Secretary, MoE Nominee



**Smt. Pratibha Parkar**  
Joint Secretary, MEA Nominee



**Shri Kannan Srikanth**  
Independent Director



**Shri Hitesh Nag**  
Independent Director



**Smt. Ramadevi Padakanti**  
Independent Director

## Board of Directors during the Year 2023-24

### Chairman-Cum-Managing Director

**Shri Manoj Kumar**

### Nominee Director

**Shri Priyank Chaturvedi**  
(Cessation from 06.09.2023)

**Shri Govind Jaiswal**  
(Appointment from 06.09.2023)

**Smt. Pratibha Parkar**  
(Appointment from 12.03.2024)

### Independent Director

**Shri Kannan Srikanth**  
(Appointed on 15.02.2022)

**Shri Hitesh Nag**  
(Appointed on 15.02.2022)

**Smt Ramadevi Padakanti**  
(Appointed on 27.06.2022)

### Chief Financial Officer

**Shri Sandeep Goel**

### Company Secretary

**Shri Devendra K Sharma**



## Bankers

State Bank of India  
Punjab National Bank  
ICICI Bank  
HDFC Bank

## Statutory Auditors

M/s O. Aggarwal & Co,  
Chartered Accountants.

## Secretarial Auditors

M/s MNK and Associates,  
LLP, Company Secretaries.

## Internal Auditors

M/s Praveen Aggarwal & Co.  
Chartered Accountant

## Registered Office

(w.e.f 12-09-24)

7th Floor, Amba Deep  
Building, 14, K.G Marg,  
New Delhi- 110001, India

## Corporate Office

EdCIL House, 18-A,  
Sector-16-A  
Noida-201301  
(Uttar Pradesh) India.



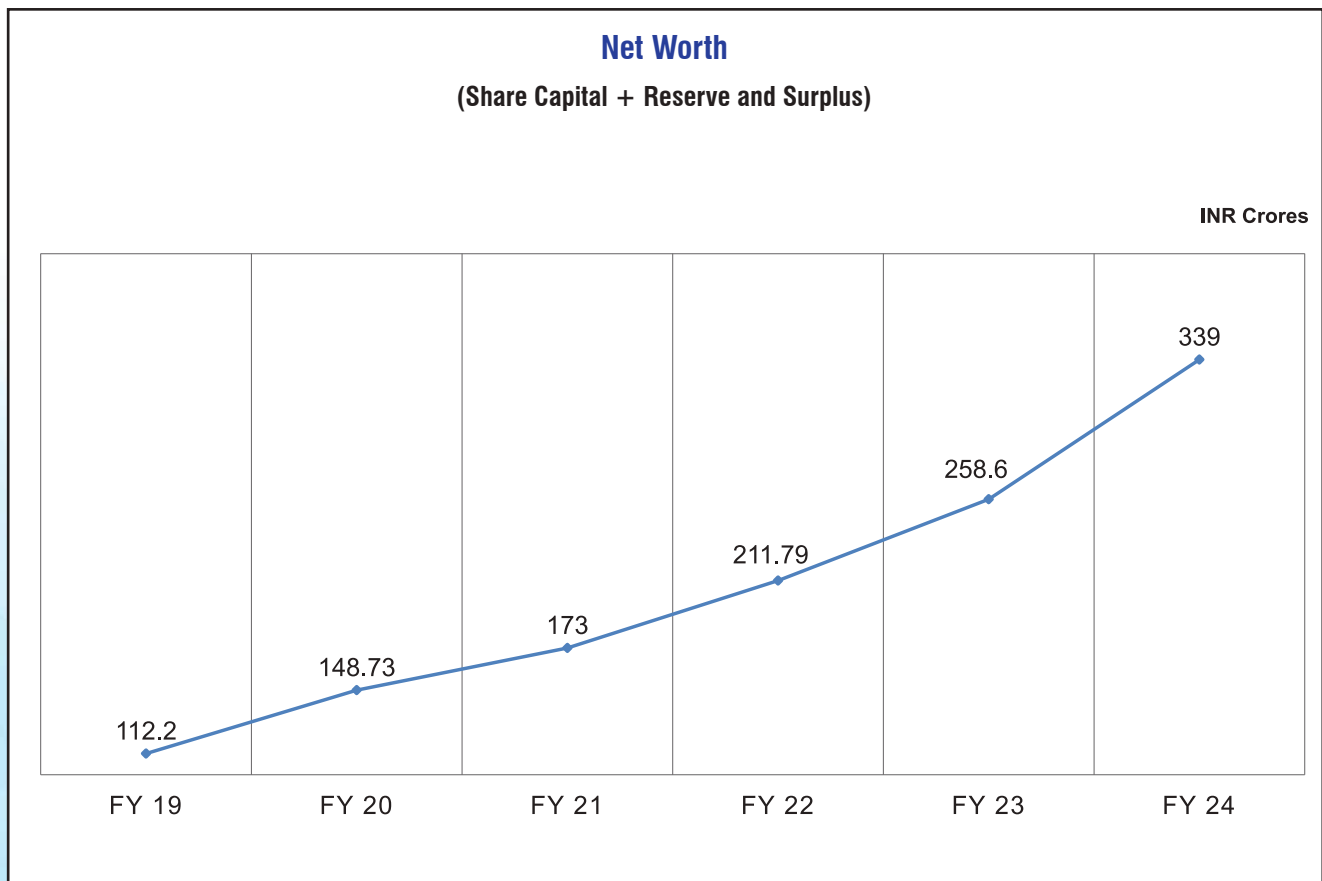
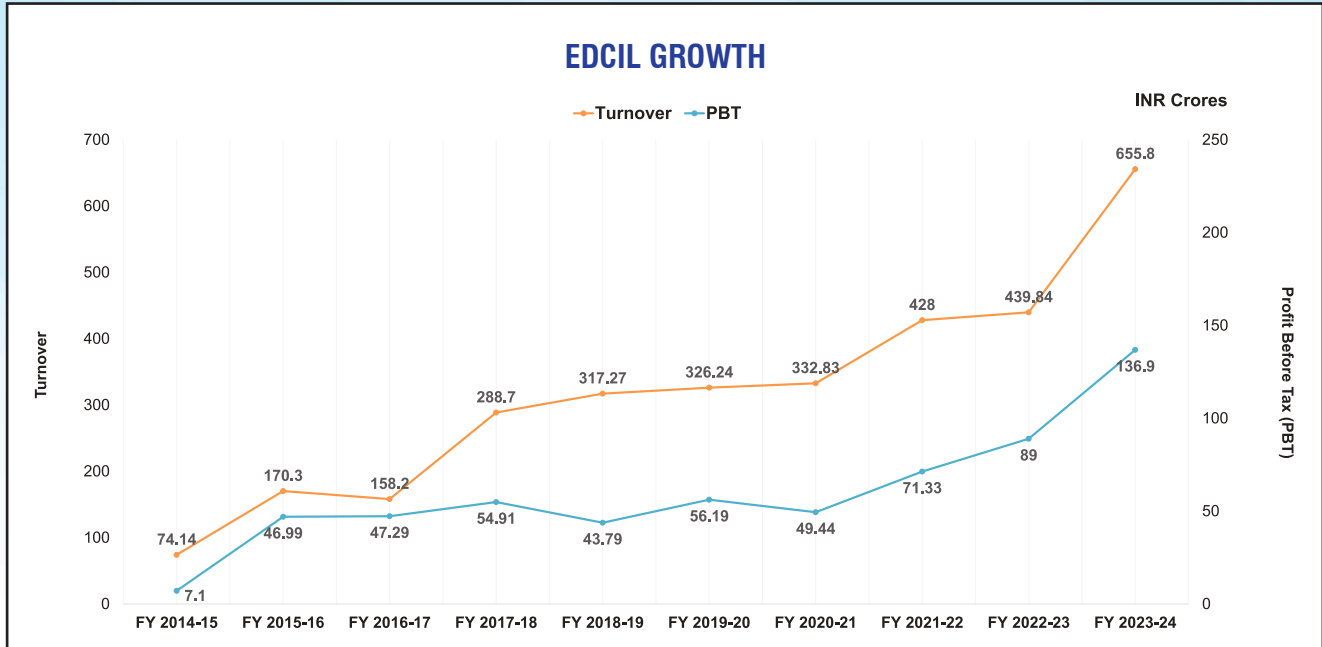
## EDCIL'S GROWTH JOURNEY OVER A DECADE

### Financial results for last 10 years

(Figures in crores except for no. of employees & earning per share and unless otherwise stated)

Description	FY'15	FY'16	FY'17	FY'18	FY'19	FY'20	FY'21	FY'22	FY'23	FY'24
Paid-up-Capital	2	2	2	2	10	10	10	10	10	20
Reserve & Surplus	29.91	48.68	76.95	93.53	102.2	138.73	163.00	201.79	248.60	319.80
Capital Employed	29.6	60.98	88.34	102.7	115.62	151.76	176.00	215.06	261.93	343.25
Net Worth	31.91	50.68	78.95	95.93	112.2	148.73	173.00	211.79	258.60	339.80
Fixed Assets (Net Block)	4.82	4.63	5.11	5.01	41.04	40.12	39.41	38.89	41.72	41.19
<b>Turnover</b>										
a) Domestic Business	71.66	168.3	155.3	219.8	281.55	284.19	323.88	422.83	433.28	565.29
b) Overseas Business	2.48	2.01	2.9	68.95	35.71	42.05	8.95	5.17	6.56	90.55
<b>Total</b>	<b>74.14</b>	<b>170.3</b>	<b>158.2</b>	<b>288.7</b>	<b>317.27</b>	<b>326.24</b>	<b>332.83</b>	<b>428.00</b>	<b>439.84</b>	<b>655.84</b>
Misc.Income	4.04	5.28	10	5.46	3.96	6.20	9.78	8.18	11.73	17.11
Total Income	78.18	175.6	168.2	294.2	321.23	332.44	342.61	436.18	451.58	672.95
EBITDA	7.46	47.33	47.71	55.41	44.33	57.28	50.33	72.18	90.17	139.79
Depreciation	0.36	0.35	0.42	0.5	0.55	1.09	0.89	0.85	0.90	0.93
Net Profit before Tax	7.1	46.99	47.29	54.91	43.79	56.19	49.44	71.33	89.02	136.91
Net Profit after Tax	5.08	30.97	28.45	35.95	30.08	40.92	36.89	50.41	65.95	101.94
Dividend paid	2	10	10	11	9.5	12.50	11.50	16.00	20	31
Number of employees (No.)	79	79	97	112	116	112	108	97	97	96
Earning per employee	0.09	0.60	0.49	0.49	0.38	0.50	0.46	0.74	0.92	1.43
EPS (Rs.)	254	1,549	1,423	360	301	409.22	368.87	504.15	329.74	509.71
GP Ratio	10	28	28	19	14	19	14	17	20	21
NP Ratio (Before Tax)	9	27	28	19	14	17	14	17	20	21
NP Ratio (After Tax)	7	18	17	12	9	13	11	12	15	16
Net Sales to Capital Employed	3	3	2	3	3	2.11	2	2	1.68	1.91
Net Worth/ per Rupee of Paid up Capital	16	25	39	48	11	14.87	17.30	21.18	25.86	16.99

### EdCIL Financial Indicators



## CHAIRMAN'S SPEECH



### Dear Valued Shareholders of EdCIL

On behalf of EdCIL (India) Limited and its Board of directors, I extend a warm welcome to each one of you at the 43<sup>rd</sup> Annual General Meeting of the Company.

I thank you all for sparing your valuable time to be here. Your presence here is a testimony of your faith in us and this inspires the Company to achieve newer milestones of success.

The notice convening the meeting, the Director's Report and the Audited Annual Accounts are already with you, and with your permission, I take them as read.

### Operational Performance of EdCIL

The Company registered record turnover of Rs. 656 crores during Financial Year 2023-24 and maintained the growth momentum on the revenue heights it achieved in the last few years.

In the current year, the Company achieved net profit before tax of Rs. 137 crores with turnover of Rs. 656 crores as compared to profit before tax of Rs. 89 crore with turnover of Rs. 439 crores in the previous year.

Online Testing & Assessment Services are continued to emerge as major verticals of the Company. The services offered include selection of personnel by conduct of online computer-based examinations at all India level spanning more than 300 cities. The sectors covered range from Army, Para-military forces, Civil Aviation, Railway, Coal, Education, Department of Space, Petroleum & Natural Gas and Power utilities. The Company entered into MoUs with a number of clients including Delhi Subordinate Services Selection Board (DSSSB), Indian Army, Odisha School Education Programme Authority (OSEPA), HPCL, Central Armed Police Forces (CAPFs).

Promotion of Indian Education overseas continued to remain one of the key focus areas for the Company. To enhance the market share of overseas students under the “Study in India” programme, all efforts are being taken.

The Company has increased its focus on Digital Education including networking of institutions, Vidya Samiksha Kendras (VSKs), virtual classrooms, Digitization, Smart Classrooms, open learning etc. The effort is expected to yield higher revenue during the coming years.

The Advisory business vertical is engaged in the services of tailoring solutions in identifying key issues such as vision, mission, concept development and detailed mapping of the Institutional/Educational entities including delivery mechanism. In Advisory services this year EdCIL has taken impactful assignments such as DPR for restructuring the vision of Indian Institute of Heritage as per NEP 2020 and DPR for setting up of Women’s College for Jaypee Institute of Information Technology (JIIT), Noida etc.

## Dividend

During the financial year 2023-24 the Company has proposed final dividend of Rs. 155/- per share (of face value of Rs. 100/- per share) amounting to Rs. 31 crores. The payment of final dividend is however subject to approval of the shareholders in the ensuing Annual General Meeting of the Company. After payment of this Dividend, the accumulated pay out towards Dividend to Ministry of Education, Government of India, would be Rs. 151.85 crores.

## The Road Ahead

In the near future, the Company aspires to build on the growth momentum and enhance both people competence and processes to leverage the large opportunities unfolding in the education sector and create high impact transformation in the sector. National Education Policy would offer an additional opportunities for the Company to be an effective service provider. Company is proactively exploring possibilities to diversify in edtech solutions to tap

new business opportunities in the post Covid-19 era.

The entire end to end processes of the Company have since been revisited and being revamped. The HR policy has been fully revamped. Several other process changes are underway.

## Corporate Social Responsibility

The Company achieved the CSR budget target as per the statute for CSR activities.

The expenditure was planned and executed in accordance with the framework suggested and approved in the CSR committee meetings held from time to time. The Company’s CSR projects broadly covered Health and Education sector.

The prescribed CSR expenditure for F.Y. 2023-24 was Rs. 138 Lakhs whereas actual amount spent has been Rs. 141.59 Lakhs, which indicates Company’s commitment towards its social responsibilities.

## Corporate Governance

Company believes in the philosophy that Corporate Governance is beyond compliance of provisions of various laws and therefore strives to inculcate the practice of transparency in conduct of its business practices. The Company follows DPE Guidelines on Corporate Governance and the Companies Act, 2013.

The Board of Directors meets from time to time, the details of which are given in the Corporate Governance Report annexed to the Directors’ Report. The Company presently has two Government Nominee Directors, one functional Director i.e. CMD and three independent Directors. Additionally, post of Director (Business Development) at Board level is at recruitment stage in PESB.

## Human Resources

The total manpower strength of the company as on 31.03.2024 was 96. The Company significantly continued to onboard more professionals at different levels to meet the future challenges of the sector. The new joiners are being groomed to take

up higher roles in the future by way of on-the-job and off-the-job training interventions under the guidance of senior professionals.

Being a project management and consulting Company, employees are considered to be the biggest assets. Accordingly, several steps have been initiated to streamline monetary perks, training, employee engagement processes etc. This is expected to enhance motivation, attract and retain better talent in future.

At the end, I would like to thank all our shareholders for their unstinted support. I am sure that we shall continue to have their support and encouragement in the coming years.

### Opportunities in National Education Policy, 2020 (NEP)

National Education Policy envisages an education system rooted in Indian ethos that contributes directly to transforming India, that is Bharat, sustainably into an equitable and vibrant knowledge society, by providing high-quality education to all, and thereby making India a global knowledge superpower. EdCIL will explore opportunities aligned with NEP which may contribute to the growth of the society and development of education sector in the country.

### Acknowledgements

On behalf of the Board of Directors, I extend my

sincere thanks for the valuable guidance, support and cooperation extended to the Company by the Ministry of Education, Ministry of External Affairs, Ministry of Commerce, State Govts, PSUs, Indian Missions Abroad and other stakeholders. I also express my sincere thanks to the Directors on the Board for their continuing suggestions and valuable contribution to the growth of the Company.

Our special thanks to the C&AG, the direct and indirect tax authorities, bankers, clients, the vendors, alliances, internal auditors, shareholders and all of you present for continued confidence reposed on us.

We now move the Annual Financial Statements and Director's Report along with Annexures for the F.Y. 2023-24 for adoption.

For and on Behalf of the Board

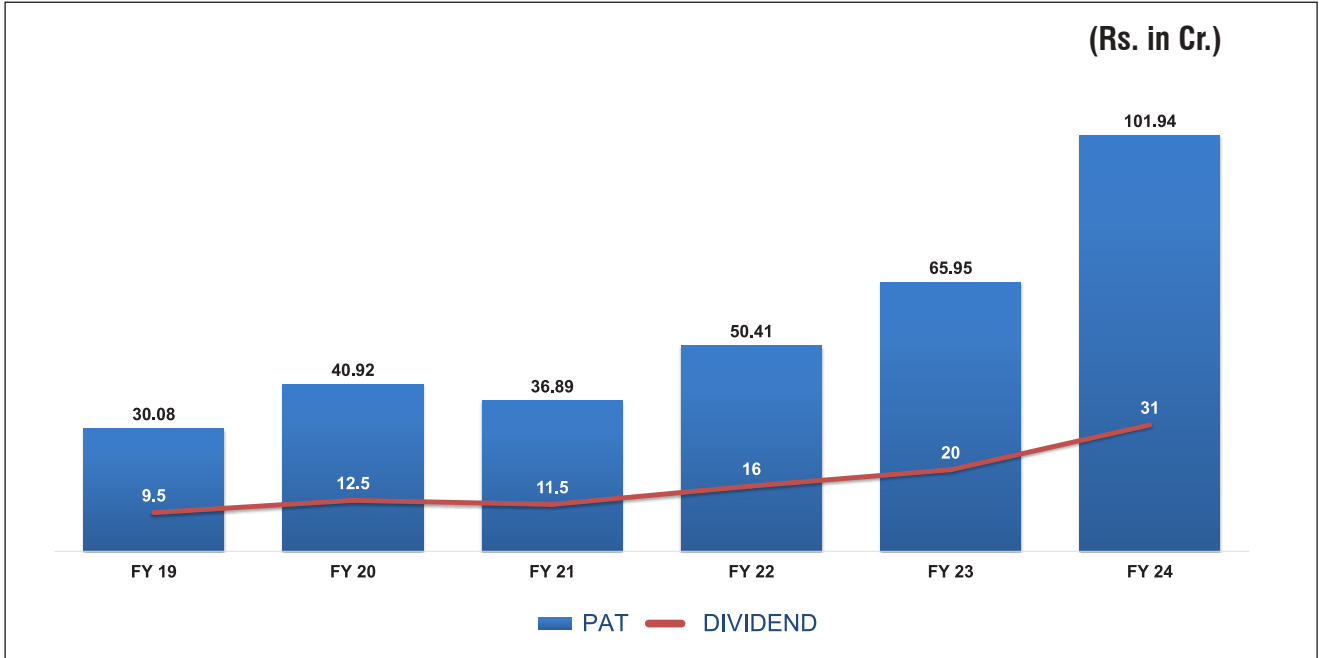
Sd/-  
(Manoj Kumar)  
Chairman and Managing  
Director  
DIN: 08636099

Date: 30/09/2024

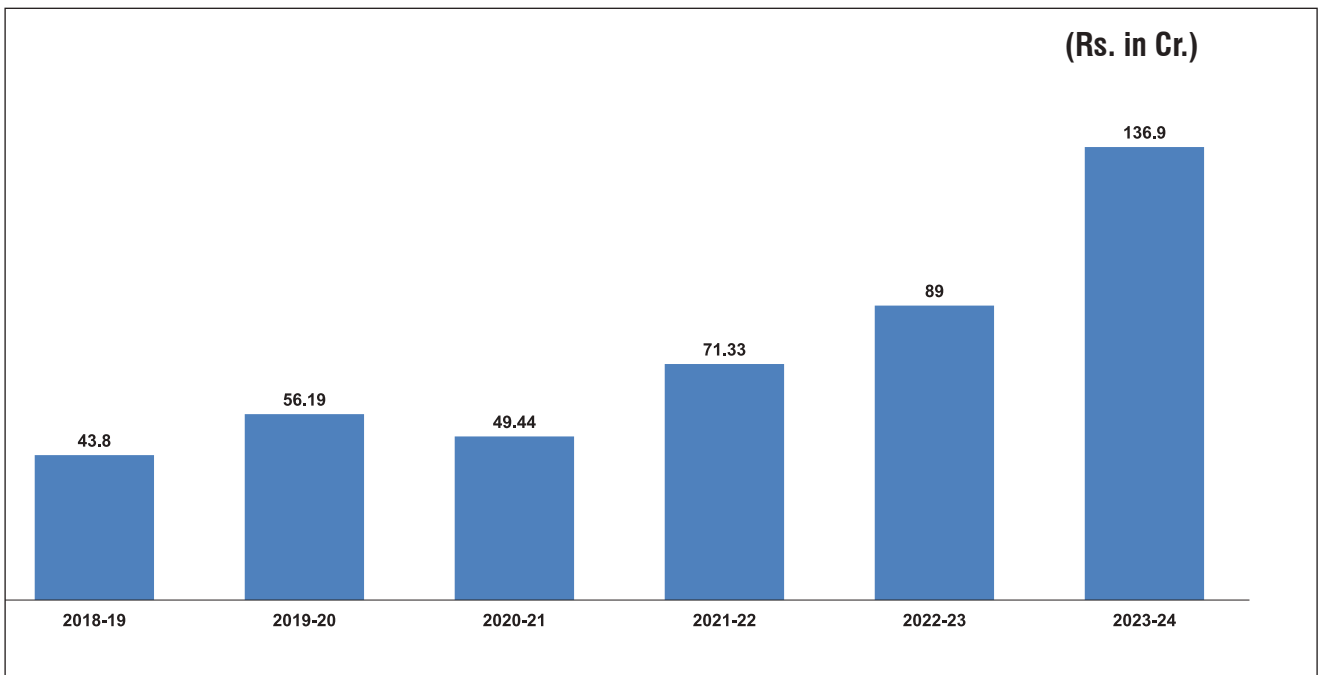
Place : Delhi



## PAT AND DIVIDEND



## PBT GROWTH



## EdCIL'S 42<sup>ND</sup> ANNUAL GENERAL MEETING (AGM)



The 42<sup>nd</sup> Annual General Meeting (AGM) of EdCIL (India) Limited, a Mini Ratna Category – I CPSE, was held on 18<sup>th</sup> September, 2023 at Shastri Bhawan, New Delhi under the Chairmanship of Shri K. Sanjay Murthy, Secretary (HE), MoE in the presence of Shri Sunil Kumar Barnwal, AS (Edu) and other senior officers of MoE and EdCIL.

Shri Manoj Kumar, CMD, EdCIL outlined the achievements of the Company during FY 22-23. The Company during FY 22-23 registered highest ever turnover of Rs. 439 crores. The PBT (Profit Before Tax) was also recorded highest Rs. 87 crores which is 22% higher than last financial year.

EdCIL also declared a highest ever dividend of Rs. 20 crores for the FY 22-23 which is 25% more than previous year.

## HINDI PAKHWARA



EdCIL (A Govt. of India Mini Ratna Category-1 CPSE) observed Hindi Pakhwada from 14<sup>th</sup> to 29<sup>th</sup> September, 2023 with zeal and enthusiasm and prizes were distributed in the closing ceremony. All senior executives and employees attended the function. Prizes were distributed to the winners for several competitions covering Raj bhasha Drafting, Essay, Speech, Poem Recitation and quiz.

## VIGILANCE WEEK



The Vigilance Awareness Week, 2023 was observed by EdCIL (India) Limited (A Mini Ratna Category-I CPSE, Govt. of India) from 30<sup>th</sup> Oct to 05<sup>th</sup> Nov, 2023 on the theme "Say no to Corruption; Commit to the nation-भ्रष्टाचार का विरोध करें, राष्ट्र के प्रति समर्पित रहें" as per guidelines of Central Vigilance Commission.

On 30<sup>th</sup> Oct, 2023, integrity pledge was administered by Shri Manoj Kumar, CMD, EdCIL along with Dr. B Chandrasekar, Executive Director (Corporate Planning), Sh. M. M. Singh, CVO, EdCIL and other senior officials. During the entire week many awareness activities & competitions were held among employees. On 6<sup>th</sup> Nov, 2023, closing ceremony was held along with the winners' declaration and prize distribution for various activities viz. Essay Writing, Self-composed Poem, Slogan writing, Quiz competition etc.



## WOMEN'S DAY



EdCIL celebrated "International Women's Day" with great zeal and enthusiasm on 11<sup>th</sup> March, 2024. The programme was inaugurated with the lighting of the lamp by Shri Manoj Kumar, CMD- EdCIL, Dr. B Chandrasekar, Executive Director (Corporate Planning), Ms. P Jayanthi, General Manager (Finance) and others.

The event was also graced by Ms. Bhawana Srivastava, Dr. Sethi, and Ms. Pooja from One Health Platform by Dr. Shikha Sharma. As a part of the celebration, an interactive session on "The Modern Day Health Crisis- Timely Action to Protect Women's Health" was held with experts.

CMD addressed on the theme of 2024 – "Lets Inspire Inclusion" and dedicated the day to celebrating women's achievements in various fields. This was followed by cake cutting and distribution of gifts to women employees by CMD, EdCIL and other dignitaries.



## INDEPENDENCE DAY

EdCIL India Limited, (A Mini Ratna Category – I CPSE, Govt. of India) celebrated the “Independence Day” (Azadi Ka Amrit Mahotsav) on 15<sup>th</sup> August, 2023 at its Corporate Office, Noida. Shri Manoj Kumar, Chairman & Managing Director, EdCIL (India) Limited, graced the occasion as chief guest and hoisted the National Flag amidst the singing of ‘National Anthem’ in the presence of the senior officials and employees, and their family members.









CMD addressed the gathering on the theme for this year’s celebration as “Nation First, Always First,” an integral part of the broader “Azadi Ka Amrit Mahotsav” Celebration. He also appreciated the ‘Har Ghar Tiranga’ & ‘Meri Mati Mera Desh’ campaigns of the Government of India as it brings the entire nation together in the celebration.

Addressing the gathering, CMD, began by remembering the efforts and sacrifices of the freedom fighters of India and the inspiration, the current generation can take from them. He also emphasized the key highlights of the ‘New Education Policy’ and the immense potential of the Education sector in the nation.

CMD EdCIL appreciated the untiring efforts of all EdCILians which helped the Company to record its highest-ever turnover in the FY 2022-23. He concluded by motivating all the attendees to maximize their potential to give their contribution in nation-building.



## PERFORMANCE HIGHLIGHTS

Sl. No	Particulars	Amount FY 2022-23	Amount FY 2023-24	% Change
1	Revenue from Operations (INR Cr)	439.8	<b>655.8</b>	49% 
2	Profit before Tax (INR Cr)	89.0	<b>136.9</b>	54% 
3	Profit after Tax (INR Cr)	66.0	<b>101.9</b>	55% 
4	Net Worth (INR Cr)	258.6	<b>339.8</b>	31% 
5	Dividend (INR Cr)	20.0	<b>31.0</b>	55% 
6	Debtor Realization Days	163 days	<b>71 days</b>	56% 
7	EPS	329.7	<b>509.7</b>	55% 
8	Issue of Bonus Shares (in nos)	10 lakhs	<b>20 lakhs</b>	100% 



**DIRECTORS'**

**REPORT**

## NOTICE

Notice is hereby given that the 43<sup>rd</sup> Annual General Meeting (AGM) of the members of EdCIL (India) Limited will be held as per the schedule given below:

<b>Day &amp; Date</b>	<b>Monday, 30<sup>th</sup> September, 2024</b>
<b>Time</b>	<b>03:00 P.M.</b>
<b>Venue</b>	<b>Through Video Conferencing(VC)/Other Audio-Visual Means (OAVM)</b>
<b>Link</b>	<b><a href="https://studyinindia.webex.com/studyinindia/j.php?MTID=mc28f50b41430bbc5ccfd45a3a3cef8e4">https://studyinindia.webex.com/studyinindia/j.php?MTID=mc28f50b41430bbc5ccfd45a3a3cef8e4</a></b>

### To transact the following business:

#### Ordinary Business:-

- To receive, consider and adopt the Audited Balance Sheet as at 31<sup>st</sup> March, 2024 and Statement of Profit & Loss Account of the Company and its Subsidiary for the year ended on that date, Cash Flow Statement together with the Reports of Statutory Auditors and the Board of Directors and the comments of the Comptroller and Auditor General of India thereon.
- To declare Dividend of Rs 31 crores for the year ended 31<sup>st</sup> March 2024.

#### Special Business:-

**None**

By order of the Board  
**For EdCIL (India) Limited**

Sd/-  
Company Secretary

#### Notes:

- The Ministry of Corporate Affairs ("MCA") has vide its general circular no. 09/2024 dated 19<sup>th</sup> September, 2024 in continuation with general circular no. 20/2020 dated 05.05.2020, general circular no. 02/2022 dated 05.05.2022, general circular no. 10/2022 date 28.12.2022 and general circular no. 09/2023 dated 25.09.2023 (collectively referred to as "MCA Circulars") has permitted companies whose AGMs are due in the year 2024 or 2025, to conduct their Annual General Meeting ("AGM"/"Meeting") through Video Conferencing ("VC") or Other Audio Visual Means ("OAVM") on or before 30<sup>th</sup> September, 2025, without physical presence of the members at a common venue. In accordance with the MCA Circulars, provisions of the Companies Act, 2013 ("the Act") the AGM of the Company is being held through VC/OAVM. The deemed venue for the AGM shall be the Registered Office of the Company.
- Since this AGM is being held through VC/OAVM pursuant to the MCA Circulars, physical attendance of members has been dispensed with. Accordingly, the facility for appointment of proxies by the members will not be available for this AGM. Hence, Proxy Form and Attendance Slip are not annexed hereto.
- The attendance of the Members attending the AGM through VC/OAVM will be counted for the purpose of ascertaining the quorum under Section 103 of the Companies Act, 2013.
- Since the AGM will be held through VC/OAVM, the route map of the venue of the Meeting is not annexed hereto.
- Pursuant to the provisions of Section 171(1) (b) and 189(4) of the Companies Act, 2013,

the registers required to be kept open for inspection at every Annual General Meeting of the company, shall accessible during the continuance of the meeting to any person having the right to attend the meeting.

**EXPLANATORY STATEMENT PURSUANT TO THE PROVISIONS OF SECTION 102 OF THE COMPANIES ACT, 2013.**

Nil

**Annexures/Attachments:**

**1. Explanatory statement : None**

To:

1. All the shareholders of the Company
2. Statutory Auditor of the Company
3. All Directors of Company

By order of the Board  
**For EdCIL (India) Limited**

Sd/-  
Company Secretary

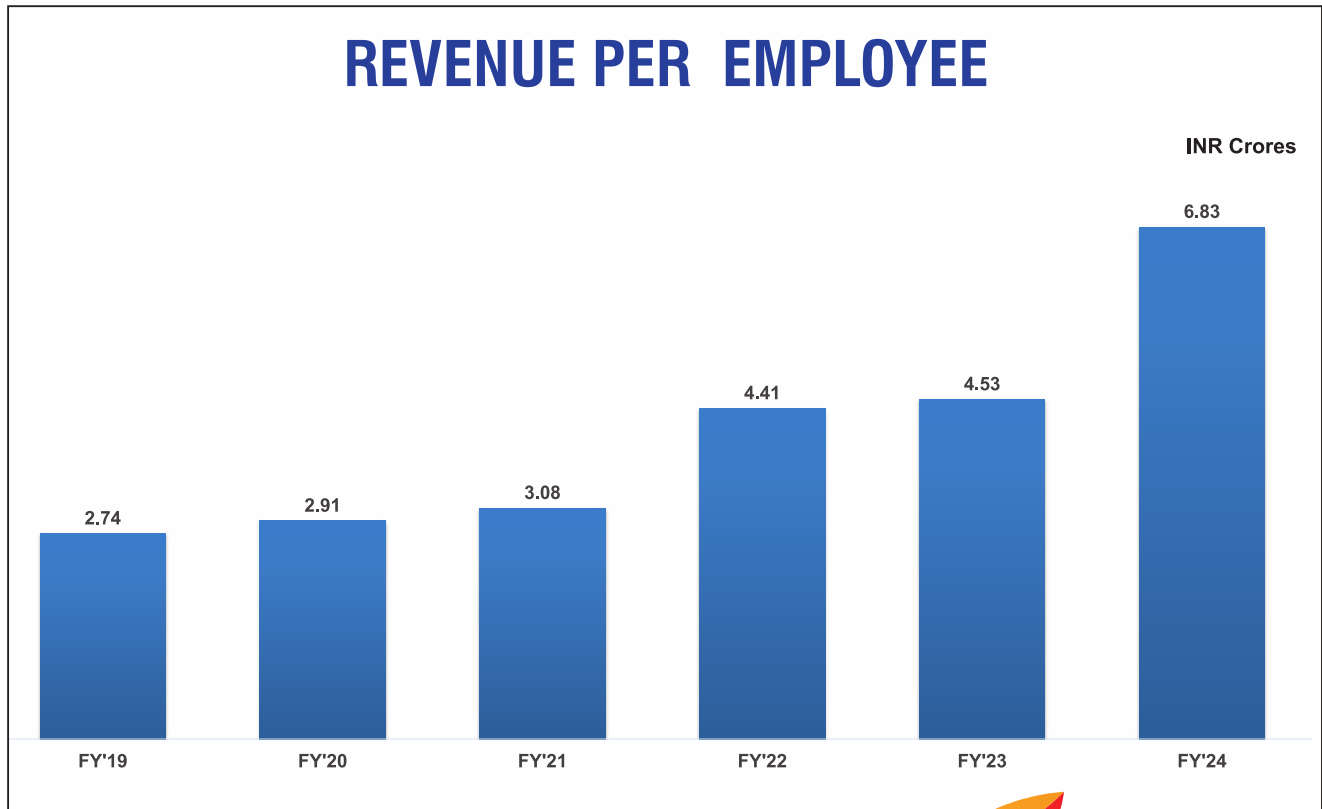
Date: 25.09.2024

Place: Delhi



## REVENUE PER EMPLOYEE

INR Crores



## EdCIL Verticals

## DIRECTORS' REPORT

Dear Members,

Your Directors have great pleasure in presenting the 43<sup>rd</sup> Annual Report for the financial year ended March 31, 2024 along with Audited Financial Statements, the Auditors' Report and Review of the Accounts by the Comptroller and Auditor General of India.

### 2023-24 in Retrospect

#### A. Financial Review:

The year marked a phenomenal growth in Company's business performance as the achieved revenue figures reached close to the all-time high figures during F.Y. 23-24.

The key highlights of the financial performance of the Company for the year, as stated in the audited financial statement, along with the corresponding performance for the previous year are as under:

#### FINANCIAL PERFORMANCE

(Amounts in crores unless stated)

Particulars		For the Year ended March 31, 2024	For the Year ended March 31, 2023	Variance	
				Absolute	Relative
<b>Revenues</b>					
Revenue from operations	(A)	655.84	439.84	216	49.11%
<b>Direct Expenses</b>					
Cost of Operations		363.54	295.99	67.55	22.82%
Purchase of Stock-in-Trade		130.85	31.27	99.58	318.45%
Employee benefit expense		28.05	26.73	1.32	4.94%
<b>Total</b>	<b>(B)</b>	<b>522.44</b>	<b>353.99</b>	<b>168.45</b>	<b>47.59%</b>
<b>Profit from Operations</b>	<b>(C)</b>	133.4	85.85	47.55	55.39%
<b>Indirect Expenses</b>					
Finance Cost		1.95	0.22	1.73	786.36%
Depreciation and amortization expense		0.93	0.9	0.03	3.33%
Other expenses		9.3	6.2	3.1	50.00%
Corporate Social Responsibility Expenditure		1.42	1.21	0.21	17.36%
<b>Total</b>	<b>(D)</b>	13.6	8.53	5.07	59.44%
<b>Indirect Incomes</b>	<b>(E)</b>	17.11	11.73	5.38	45.87%
<b>Prior period items(net)</b>	<b>(F)</b>	0	0	0	0
<b>Exceptional items</b>	<b>(G)</b>	0.0051	0.03	-0.0249	-83.00%
<b>EBITDA</b>		139.79	90.17	49.62	55.03%

**SEGMENT ANALYSIS**
**(Amounts in crores unless stated)**

Particulars	Year ended 31 March 2024	Year ended 31 March 2023
Revenue from external customers on the basis of business segments		
Digital Education System	176.05	53.82
Online Testing and Assessment Services	369.92	271.47
Technical Support Group	51.73	37.06
Others	58.15	77.49
<b>Total</b>	<b>655.85</b>	<b>439.84</b>
<b>Expenses on the basis of business segments</b>		
Digital Education System	138.21	47.91
Online Testing and Assessment Services	255.07	180.17
Technical Support Group	47.14	33.82
Others	53.97	65.37
<b>Total</b>	<b>494.40</b>	<b>327.26</b>
Net Result of the business segments identified		
Digital Education System	37.85	5.91
Online Testing and Assessment Services	114.85	91.30
Technical Support Group	4.58	3.24
Others	4.18	12.12
<b>Total</b>	<b>161.45</b>	<b>112.58</b>
<b>Add:-Other Incomes</b>	<b>17.11</b>	<b>11.73</b>
<b>Less:-Unallocated Expenses</b>	<b>41.65</b>	<b>35.29</b>
<b>Net Profits before tax</b>	<b>136.91</b>	<b>89.02</b>
<b>Less:-Tax Expense</b>	<b>34.97</b>	<b>23.07</b>
<b>Profits after tax</b>	<b>101.94</b>	<b>65.95</b>

**Dividend:**

Besides, The Board of Directors of the Company has recommended a final dividend of Rs. 155/- per share (of face value of Rs. 100/- per share) for the financial year 2023-24 amounting to Rs. 31 crores excluding dividend distribution tax. The payment of final dividend is, however, subject to approval of the shareholders in the ensuing Annual General Meeting of the Company. After payment of this Dividend, the accumulated pay out towards Dividend to Ministry of Education, Government of India, would be Rs. 151.85 crores.

**B. Operational Review:**

The Company registered record turnover of Rs 655.84 crores during Financial Year 2023-24 and continued to further grow on the revenue heights it achieved in the last few years.

In the current year, the Company achieved net profit before tax of Rs. 136.91 crores with turnover of Rs. 655.84 crores as compared to Rs. 439.84 crores turnover in the previous year. Summary of projects has been placed at **Annexure-XII**.

Online Testing & Assessment Services are continued to emerge as major verticals of the Company. The

services offered include selection of personnel by conduct of online computer-based examinations at all India level spanning more than 300 cities. The sectors covered range from Army, Para-military forces, Civil Aviation, Railway, Coal, Education, Department of Space, Petroleum & Natural Gas and Power utilities. The Company entered into MoUs with a number of clients including Delhi Subordinate Services Selection Board (DSSSB), Indian Army, Odisha School Education Programme Authority (OSEPA), HPCL, (Central Armed Police Forces (CAPFs). Over 9 million candidates appeared for the online tests conducted by the Company.

The Company has increased its focus on Digital Education including networking of institutions, virtual classrooms, Digitization, Smart Classrooms, open learning etc. and taking up more turnkey projects in educational infrastructure space. The effort is likely to yield higher revenue during the coming years.

Procurement services proved to be a growing vertical with a steady increase in the order book. The Company diversified its product mix supplied under Education Procurement division bringing into the ambit of IT and lab equipments and furniture's etc.

Companies business in Advisory Services is also growing. This vertical has broadly served different sectors including Education, Aviation, Railways, MSME and Commerce were brought under the ambit of the vertical.

Promotion of Indian Education overseas continued to remain one of the key focus areas for the Company. To enhance the market share of overseas students under the "Study in India" campaign launched in 2018 is in progress.

### C. Meetings of Directors:

The detailed changes in the composition of the BOD have been covered in the report on Corporate Governance placed at "Annexure-I".

During the year, Board of Directors met Five

times, the details of which are given in the Corporate Governance Report annexed to this Report which forms part of the Annual Report. The intervening gap between any two meetings was within the period prescribed under Companies Act, 2013 and DPE Guidelines on Corporate Governance. One meeting of Independent Director was held on 19/09/2023.

### D. Annual Return :

The copy of Annual Return is placed on the website of the Company at <https://www.edcilindia.co.in/AnnualReturns>. The extracts have also been placed at "Annexure II".

### E. Directors' Responsibility Statement:

- (a) In the preparation of the annual accounts, the applicable accounting standards have been followed along with proper explanation relating to material departures;
- (b) The directors have selected such accounting policies and applied them consistently and made judgments and estimates that are reasonable and prudent so as to give a true and fair view of the state of affairs of the company at the end of the financial year and of the profit and loss of the company for that period;
- (c) The directors have taken proper and sufficient care for the maintenance of adequate accounting records in accordance with the provisions of the Companies Act, 2013 for safeguarding the assets of the company and for preventing and detecting fraud and other irregularities;
- (d) The directors have prepared the annual accounts on a going concern basis;
- (e) The directors, have laid down internal financial controls to be followed by the company and that such internal financial controls are adequate and were operating effectively.
- (f) The directors have devised proper systems to ensure compliance with the provisions of all applicable laws and that such systems were adequate and operating effectively.

## F. Declaration by the Independent Directors:

In terms of section 149(7) of the Companies Act, 2013, necessary declaration is to be given by each Independent Director stating that he/she meets the criteria of independence as provided in sub-section (6) of Section 149 of the Companies Act, 2013. The declarations have been obtained from the Independent Directors.

## G. Statutory Auditors and C&AG audit:

The statutory audit has been carried by the auditors appointed by Office of Comptroller and Audit General of India. The replies to the comments and qualifications issued by them are placed at **"Annexure III"**.

## H. Secretarial Audit:

The Secretarial Audit has been carried out as per requirement of Section 204 of the Companies Act, 2013 by a firm of Practicing Company Secretaries. The report in the prescribed format, replies to the comments and qualifications therein are placed at **"Annexure IV"**.

- I. No loans, guarantees or arrangements were entered into with any parties mentioned under Section 186 of the Companies Act 2013.
- J. One Wholly Owned Subsidiary, Section 8 Company, EdCIL Vidyanjali Foundation has been incorporated on 17.04.2023 with the approval of Ministry of Education with paid up Equity Share Capital of Rs. 5,00,000. Director Report and Financial Statement of EdCIL Vidyanjali Foundation are also annexed to this report. Financial Statement of EdCIL Vidyanjali Foundation has been audited by Statutory Auditor M/s Rajesh Raj Gupta & Associates LLP as appointed by C&AG. C&AG has also conducted supplementary Audit. Comments are also placed to the annexed Director Report

of EdCIL Vidyanjali Foundation. The same has been laid before in Annual General Meeting (AGM) held on 20<sup>th</sup> September, 2024. Form AOC-1 is also enclosed as **Annexure XI-C**.

## K. Management Discussion and Analysis:

Management Discussion and Analysis report has been placed at **"Annexure V"**.

- L. There are no material changes and commitments which have occurred between the end of financial year to which the financial statements relate and the date of report on the same.
- M. The Company has a risk management policy in place which helps in identification of elements of risk which may threaten the existence of the Company.
- N. The Company has spent Rs.141.59 lakhs towards Corporate Social Responsibility against prescribed expenditure of Rs. 138 lakhs for the Financial Year 2023-24. The details of the same amount for F.Y. 2023-24 have been included in the **"Annexure VI"**.
- O. Conservation of energy, technology absorption, foreign exchange earnings and outgo: Details are provided in **Annexure-VII**.
- P. The Company proposes to carry 10% of Profit after taxation to General reserve and 0.32 % of the Profit after taxation to Staff welfare fund.
- Q. Achievement against MOU targets for the year 2023-24 has been placed at **"Annexure VIII"**.

## R. CFO certification:

CFO declares in the Audit Committee that the Financial Statements have been prepared based on applicable accounting policies, accounting principles, accounting standards and schedules under the Companies Act, 2013.



## S. Vigilance Mechanism:

The Company lives up to its commitment to be recognized as a highly ethical and transparent entity. To meet this, regular vigilance initiatives including preventive vigilance were carried out with emphasis on systems improvement. Shri. M. M. Singh has been entrusted with Additional charge of part time CVO of the company.

## T. Sexual Harassment:

During the F.Y. year 2023-24, no sexual harassment complaint was received. Internal Complaint Committee is in place as required under The Sexual Harassment of Women at Workplace (Prevention, Prohibition and Redressal) Act, 2013

## U. HR Manual:

The Company has introduced HR Manual. The same is being modified from time to time based on unfolding needs of the Company.

## V. Performance Management System (E-PMS):

EdCIL has introduced an Online Performance Management System (PMS) for executives. The main objective of this System is to automate linking of the individual performances objectives to the business value chain. The Company continuously strives towards making the performance assessment an objective, transparent and bias-free process. The performance assessments are linked to executive development and career management. The PMS also take care of competency development and value inculcation among all the executives.

## W. Implementation of Reservation Policies:

EdCIL is committed to implement the Presidential Directives and the Government of India orders on reservation, relaxation and

concession of SC/ST/OBC/EWS and PwD in recruitment and for SC and ST in promotion. The overall representation of SC, ST & OBC employees in total manpower as on 31.03.2024 was as follows:

Sl. No.	Category Name	Representation
1	SC	26
2	ST	3
3	OBC	17
<b>Total Representation</b>		<b>46</b>

So, 46 employees out of a total of 96 employees (47.91%) are from SC, ST or OBC category.

## X. Training and development:

In alignment with overall organizational strategy and to facilitate individual and organizational development, an annual training calendar is drawn up enlisting programmes for the year. The total number of mandays of Training in the Financial Year 2023-24 is 84 mandays. These trainings include both national and international trainings. Employees from all departments were deputed to relevant training programs which includes a women specific training on Leadership held in Colombo, Sri Lanka.

## Z. Presidential Directives:

The Presidential directive on pay revision of Board Level and below board level executives & non-unionized supervisors of Central Public Sector Enterprise issued vide F. No. 18-35/2017-TC dated 15<sup>th</sup> November, 2017 was implemented in EdCIL w.e.f. 01.01.2017

For and Behalf of the Board

Sd/-  
(Manoj Kumar)  
Chairman and Managing Director  
DIN:08636099

Date: 25.09.2024

Place: Delhi





**ANNEXURES TO**

**DIRECTORS'**

**REPORT**

## CORPORATE GOVERNANCE REPORT

### 1. A brief statement on Corporate Governance:

Corporate Governance provides a principled process and structure through which the objectives of the Company, the means of attaining the objectives and system of monitoring performance are set. It clearly speaks of relationship between Company's Management, its Board, its shareholders and other stake holders. The main objective of corporate governance is to enhance and maximize shareholders value and protect the interest of the other stakeholders like customers, employees and society at large in order to build an environment of trust and confidence amongst all the constituents.

#### Company's Philosophy

The philosophy of the Company is to ensure transparency, integrity, accountability, confidentiality, control, social responsibility, disclosures and reporting that confirms fully to the laws, regulations and guidelines.

The Company has a well defined policy frame work consisting of the following:

- Code of conduct for Directors and Senior Management personnel.
- Board charter.

### 2. Board of Directors:

#### 2.1 The Approved Composition of the Board of Directors of EdCIL is as follows:

- Chairman and Managing Director.
- One Director (Business Development) appointment under progress with PESB.
- One Nominee of Ministry of Education.
- One Nominee of Ministry of External Affairs.

- Four Independent Non-official/Part-Time Directors.

#### 2.2 Strength of the Board

On the date of the report, the total strength of the Board of Directors of the Company are six comprising One Chairman & Managing Director, one part-time nominee Director from Ministry of Education (MoE), one part-time nominee Director from Ministry of External Affairs (MEA) and three independent/non-official part time Director.

#### 2.3 Attendance of Directors at the Board Meetings:

During the Financial Year 2023-24, the Board of Directors met Five times to transact the business and have complied with the provisions of Companies Act, 2013 read with the DPE guidelines relating to Board Meetings. The meetings of the Board of Directors of EdCIL were held on following dates as mentioned below:

S. No.	Meeting No.	Dates
1	183 <sup>rd</sup> Meeting	19 <sup>th</sup> May, 2023
2.	184 <sup>th</sup> Meeting	22 <sup>nd</sup> June, 2023
3.	185 <sup>th</sup> Meeting	04 <sup>th</sup> August, 2023
4.	186 <sup>th</sup> Meeting	01 <sup>st</sup> November, 2023
5.	187 <sup>th</sup> Meeting	24 <sup>th</sup> January, 2024

Name of Director	183 <sup>rd</sup>	184 <sup>th</sup>	185 <sup>th</sup>	186 <sup>th</sup>	187 <sup>th</sup>
Sh. Manoj Kumar	Yes	Yes	Yes	Yes	Yes
Sh. Priyank Chaturvedi	Not Present	Yes	Yes	N/A	N/A
Sh. Govind Jaiswal	N/A	N/A	N/A	Yes	Yes
Sh. Kannan Srikanth	Yes	Yes	Yes	Yes	Yes
Sh. Hitesh Nag	Yes	Yes	Yes	Yes	Yes
Smt. Ramadevi Padakanti	Yes	Yes	Yes	Not Present	Yes

## 2.4 Statement of sitting fees paid to Independent Directors for Board Meetings during F. Y. 2023-24:

Sitting fees as fixed by the Board of Directors is paid to Independent Directors as given in **Annexure-II** to this Report.

## 3. Committees:

### 3.1 Audit Committee

In pursuance of the guidelines of Corporate Governance for Central Public Sector Enterprises received from Department of Public Enterprises issued vide office Memorandum No. 18(8)/2005-GM dated 14<sup>th</sup> May' 2010, Board of Directors of EdCIL constituted the Audit Committee. The primary function of the committee is to assist the Board of Directors in fulfilling its responsibilities by reviewing the financial report, the system of internal control regarding finance and companies auditing, accounting and financial reporting process. The audit committee reviews the report of the internal auditors, meets the statutory auditors and discuss their finding suggestion and other related matter and also reviews major accounting policies followed by the Company.

#### Terms of reference:

The terms of reference of the Audit Committee

are in accordance with Section 177 of the Companies Act, 2013 and in accordance with the guidelines on Corporate Governance of CPSE's issued by the Department of Public Enterprises, Govt. of India.

### Composition and Strength of Audit Committee

During the year under review, the Audit Committee was comprised of four Directors namely Shri Hitesh Nag, Non-Official Part Time Director as Chairman, Shri Kannan Srikanth, Non-Official Part Time Director as a Member, Smt. Ramadevi Padakanti Non-Official Part Time Director as a Member and Shri Priyank Chaturvedi, Govt. Nominee Director, MoE as a Member. On appointment of Shri Govind Jaiswal as Govt. Nominee Director the Audit Committee was reconstituted by the Board in its 186<sup>th</sup> Board Meeting held on 01/11/2023 as under:-

i.	Shri Hitesh Nag, Non-Official Part Time Director	Chairman
ii.	Shri Kannan Srikanth, Non-Official Part Time Director	Member
iii.	Smt. Ramadevi Padakanti, Non-Official Part Time Director	Member
iv.	Shri Govind Jaiswal, Govt. Nominee Director, MoE.	Member

#### Attendance of Members at Audit Committee meeting(s) During F.Y. 2023-2024:

S. NO. & Date of Meeting Director Present/ Absent	37 <sup>th</sup> Meeting (19.05.2023)	38 <sup>th</sup> Meeting (04.08.2023)	39 <sup>th</sup> Meeting (01.11.2023)	40 <sup>th</sup> Meeting (24.01.2024)
Sh. Hitesh Nag	Yes	Yes	Yes	Yes
Sh. Kannan Srikanth	Yes	Yes	Yes	Yes
Sh. Priyank Chaturvedi	Not Present	Not Present	N/A	N/A
Sh. Govind Jaiswal	N/A	N/A	N/A	Yes
Smt. Ramadevi Padakanti	Yes	Yes	Not Present	Yes



### 3.2 Nomination and Remuneration Committee

#### Composition, Name of Members and Chairman of Remuneration Committee.

Section 178 of the Companies Act, 2013 read with Companies (Appointment and Qualification of Directors) Rules, 2014 provides that every Public Companies having paid up share capital of ten crore rupees or more; or turnover of one hundred crore rupees or more; or which have, in aggregate, outstanding loans, borrowing, debentures and deposits, exceeding fifty crore rupees during the immediately preceding financial year shall constitute the Nomination and Remuneration Committee consisting of three or more non-executive Directors out of which not less than one-half shall be independent directors.

During the year under review, the Nomination and Remuneration Committee was comprised of four Directors namely Shri Kannan Srikanth, Non-Official Part Time Director as Chairman, Shri Hitesh Nag, Non-Official Part Time Director as a Member and Shri Priyank Chaturvedi, Govt. Nominee Director, MoE as a Member and Smt. Ramadevi Padakanti Non-Official Part Time Director as a Member. On appointment of Shri Govind Jaiswal as Govt. Nominee Director the Nomination and Remuneration Committee was reconstituted by the Board in its 186<sup>th</sup> Board Meeting held on 01/11/2023 as under:-

i.	Shri Kannan Srikanth, Non-Official Part Time Director	Chairman
ii.	Shri Hitesh Nag, Non-Official Part Time Director	Member
iii.	Smt. Ramadevi Padakanti, Non-Official Part Time Director	Member
iv.	Shri Govind Jaiswal, Govt. Nominee Director, MoE	Member

One meeting was held on 04.08.2023 for the FY 2023-24 in which all the committee members were present except Shri Priyank Chaturvedi, Govt. Nominee, MoE.

### 3.3 Corporate Social Responsibility Committee:

Corporate Social Responsibility (CSR) and Sustainability are Company's commitments to its stakeholders to conduct business in an economically, socially and environmentally sustainable manner that is transparent and ethical. Stakeholders include employees, investors, shareholders, customers, business partner, clients, civil society groups, Government and non-governmental organizations, local communities, environment and society at large.

Each CPSE's is required to have a Board level committee headed by either the Chairman and/or Managing Director or an Independent Director to oversee the implementation of the CSR and sustainability policies of the Company and to assist the Board of Directors to formulate suitable policies and strategies to take these agenda of the Company forward in the desired direction as per the guidelines issued by DPE.

#### Composition of CSR Committee.

During the year under review, the CSR Committee was comprised of four Directors as under:-

i.	Shri Manoj Kumar, CMD	Chairman
ii.	Shri Kannan Srikanth, Non-Official Part Time Director	Member
iii.	Shri Hitesh Nag, Non-Official Part Time Director	Member
iv.	Smt. Ramadevi Padakanti, Non-Official Part Time Director	Member

Attendance of Member at Corporate Social Responsibility (CSR) Meeting(s) during F.Y. 2023-24.

S.NO. & Date of Meeting Director Present/ Absent	14 <sup>th</sup> Meeting (19.05.2023)	15 <sup>th</sup> Meeting (01.11.2023)	16 <sup>th</sup> Meeting (24.01.2024)
Shri Manoj Kumar	Yes	Yes	Yes
Shri Kannan Srikanth	Yes	Yes	Yes
Shri Hitesh Nag	Yes	Yes	Yes
Smt. Ramadevi Padakanti	Yes	Not Present	Yes

### 3.4 Secretarial Standards

Secretarial Standard on Meeting of the Board of Directors (SS-1) and Secretarial Standard on General Meetings (SS-2) issued by the Institute of Company Secretaries of India under Section 118(10) of the Companies Act, 2013 have been observed.

#### 4. Disclosure on Remuneration of Chairman & Managing Director:

The CMD of the Company is appointed by the Govt. of India on remuneration according to term of his appointment as fixed by the Government. The details of remuneration for the F.Y. 2023-24 are given in the **Annexure-II** to this report.

#### 5. GENERAL MEETINGS:

##### 5.1 Annual General Meetings (AGM)

The details of Annual General Meeting (AGM) meetings held during the last three years are as under:

AGM	Venue	Date	Time
40 <sup>th</sup> AGM for F.Y. 2020-21	Other Audio Visual Means	31.12.2021	12:00 Noon
41 <sup>st</sup> AGM for F.Y. 2021-22	Conference Hall (Room No. 112C), at Ministry of Education, Shastri Bhawan, New Delhi.	26.09.2022	03:00 P.M.
42 <sup>nd</sup> AGM for F.Y. 2022-23	Conference Hall (Room No. 112C), at Ministry of Education, Shastri Bhawan, New Delhi.	18.09.2023	02:00 P.M.

##### Detail of special resolutions passed in the previous three AGMs.

AGM	Financial Year	Subject Matter of the Special Resolution	Date
40 <sup>th</sup>	2020-21	No Special Resolution Passed	31.12.2021
41 <sup>st</sup>	2021-22	No Special Resolution Passed	26.09.2022
42 <sup>nd</sup>	2022-23	No Special Resolution Passed	18.09.2023

#### 6. Code of Business Conduct and Ethics and Board's Charter:

The Company has in place a Code of Conduct for Board Members and Senior Level Management and Board's Charter duly approved by the Board of Directors.

Affirmations obtained from Board of Members and Senior Management are placed before the Board of Directors annually.

#### 7. Means of Communication:

The Company communicates with its shareholders through its Annual Report, General Meetings and disclosures through website. The audited annual financial results are displayed on EdCIL website at [www.edcilindia.co.in](http://www.edcilindia.co.in). Information and latest updates on Tenders/EOIs, details of tenders/contracts awarded, press releases, Mission and objectives of the Company can be accessed at Company's website. The Company has intranet facility for its employees for dissemination of relevant information to concerned.

#### 8. Orientation/ Exposure to Board Members:

In order to acquaint the Board Members with best practices in Corporate Governance, presently the Corporation has adopted the process of furnishing a set of documents/ booklets to a Director on his/ her joining the Board. The set of documents provided includes Annual Reports for the last financial years, Memorandum and Articles of Association, a copy of the Memorandum of Understanding and MOU targets and achievements. This provides the basic information about the Company to the incumbent. Directors are sponsored time to time to attend programmes/ workshops organized by DPE.

#### 9. Whistle Blower Policy:

Under the Corporate Governance initiative, a Whistle Blower Policy, in accordance with CVC policy, has been adopted by the corporation and is in place. The policy ensures that a genuine Whistle Blower is granted due protection from any victimization.

## 10 Corporate Governance Certificate:

The Certificate from a practicing Company Secretary regarding Compliance of the conditions of Corporate Governance in accordance with the guidelines issued by the Department of Public Enterprises forms the part of the Annual Report and is enclosed as **Annexure-IX**.

## 11 Profiles of Directors:

Profile of Directors of the Company is enclosed as **Annexure-X**.

## 12 Disclosures and Transparency:

The Company being an unlisted company, SEBI LODR (Listing Obligations and Disclosure Requirements) Regulations, 2015 are not applicable. However, as a matter of best practices of Corporate Governance and incompliance of the DPE guidelines, as applicable, the relevant disclosures are being made herein:-

### (A) Materially Significant related party transactions

The Company has not entered into any materially significant related party transactions with the Directors or the Senior Management Personnel or their relatives for the year ended 31<sup>st</sup> March 2024 that may have potential conflict of interest of the company at large. No agenda was placed before the Board meetings held during the year 2023-24 in respect of any contract or arrangement with a related party. As per related party transactions policy, any transactions between two government companies and transactions between holding company and subsidiary company are exempted. The details are enclosed as **Annexure-XI-A**.

### (B) Details of compliance of laws by the Company

The Company is monitoring the compliance of various laws applicable to the Company and the Board has not received any adverse report for non-compliance by the Company, penalty, strictures imposed on the Company by any authority on any matter related to any guidelines issued by Government during the last three financial year is brought to the notice of the Company.

### (C) Access to the Audit Committee as per the Whistle Blower Policy:

No Person is denied access to the audit committee as per the whistle blower policy of the Company.

### (D) Compliance of the guidelines on Corporate Governance

The requirements of these guidelines with respect of Board of Directors, Audit Committee, Disclosures, Reports, Code of Conduct etc. are complied with. A certificate from the Practicing Company Secretary with regard to compliance of conditions of Corporate Governance is annexed to this report as **Annexure-IX**. Quarterly compliance report on compliance of Corporate Governance, in the prescribed format, have been regularly sent to the Ministry of Education, Govt. of India, New Delhi.

### (E) Details of Expenses incurred

No report has been received towards expenditure debited in the books of accounts, which are not for the purpose of the Business excluding expenditure on CSR. No report has been received towards expenses debited which are personal in nature and incurred for the Board of Directors and top management. Details of administrative office expenses are furnished in the statements of Annual Accounts.

### (F) Details of Remuneration etc. of Managerial Personnel

Information and details of remuneration etc. of managerial personnel Rule 5(2) of the Companies Act, 2013 read with Companies (Appointment and Remuneration of Managerial Personnel) Rules, 2014 are given at **Annexure-XI-B**.

**FORM NO. MGT-9****EXTRACT OF ANNUAL RETURN AS ON THE FINANCIAL YEAR ENDED ON 31.03.2024**

[Pursuant to section 92(3) of the Companies Act, 2013 and rule 12 (1) of the Companies (Management and Administration) Rules, 2014]

**I) Registration and other details:**

i.	CIN	U74899DL1981GOI011882
ii.	Registration Date	17/06/1981
iii.	Name of the Company	EdCIL (INDIA) LIMITED
iv.	Category/Sub-Category of the Company	Company limited by Shares Govt. Company
v.	Address of the Registered office and contact details	5 <sup>th</sup> Floor, Vijaya Building, Barakhamba Road, New Delhi. 110001
vi.	Whether listed company	No
vii.	Name, Address and Contact details of Registrar and Transfer Agent, if any	NA

**II) Principal Business Activities of the Company:**

All the business activities contributing 10% or more of the total turnover of the company shall be stated:-

S. No.	Name and Description of main products/ services	NIC Code of the Product/ service	% to total turnover of the company
1	Digital Education System	9992	26.84%
2	Education Service (Online Testing & Recruitment Service)	9992	56.40%

**III) Particulars of Holding, Subsidiary and Associate Companies:**

Sr. No.	Name and Address of The Company	CIN/GLN	Holding/ Subsidiary / Associate	% of shares held	Applicable Section
1.	EdCIL Vidyanjali Foundation, Vijaya Building, 5 <sup>th</sup> Floor, 17- Barakhamba Road, New Delhi 110001.	U85500DL2023 NPL412548	Subsidiary	100	Section 2(87) of Companies Act, 2013

**IV) Share holding pattern (Equity Share Capital Breakup as Percentage of Total Equity)****i. Catagory-wise Share Holding**

Category of Shareholders	No. of Shares held at the beginning of the year				No. of Shares held at the end of theyear				% Change during The year
	Demat	Physical	Total	% of Total Shares	Demat	Physical	Total	% of Total Shares	
<b>Promoter</b>									
<b>1) Indian</b>	-	-	-	-	-	-	-	-	-
a) Individual/ HUF	-	-	-	-	-	-	-	-	-
b) Central Govt	-	<b>1000000</b>	<b>1000000</b>	<b>100</b>	-	<b>2000000</b>	<b>2000000</b>	<b>100</b>	<b>100</b>
c) State Govt (s)	-	-	-	-	-	-	-	-	-
d) Bodies Corp	-	-	-	-	-	-	-	-	-

Category of Shareholders	No. of Shares held at the beginning of the year				No. of Shares held at the end of theyear				% Change during The year
	Demat	Physical	Total	% of Total Shares	Demat	Physical	Total	% of Total Shares	
e) Banks / FI	-	-	-	-	-	-	-	-	-
f) Any Other	-	-	-	-	-	-	-	-	-
<b>Sub-total(A)(1):-</b>		<b>1000000</b>	<b>1000000</b>	<b>100</b>	-	<b>2000000</b>	<b>2000000</b>	<b>100</b>	<b>100</b>
<b>2) Foreign</b>	-	-	-	-	-	-	-	-	-
g) NRIs-Individuals	-	-	-	-	-	-	-	-	-
h) Other-Individuals	-	-	-	-	-	-	-	-	-
i) Bodies Corp.	-	-	-	-	-	-	-	-	-
j) Banks / FI	-	-	-	-	-	-	-	-	-
k) Any Other....	-	-	-	-	-	-	-	-	-
Sub-total(A)(2):-		<b>1000000</b>	<b>1000000</b>	<b>100</b>		<b>2000000</b>	<b>2000000</b>	<b>100</b>	<b>100</b>
<b>B. Public Shareholding</b>	-	-	-	-	-	-	-	-	-
1) Institutions	-	-	-	-	-	-	-	-	-
a) Mutual Funds	-	-	-	-	-	-	-	-	-
b) Banks / FI	-	-	-	-	-	-	-	-	-
c) Central Govt	-	-	-	-	-	-	-	-	-
d) State Govt (s)	-	-	-	-	-	-	-	-	-
e) Venture Capital Funds	-	-	-	-	-	-	-	-	-
f) Insurance Companies	-	-	-	-	-	-	-	-	-
g) FIs	-	-	-	-	-	-	-	-	-
h) Foreign Venture Capital Funds	-	-	-	-	-	-	-	-	-
i) Others (specify)	-	-	-	-	-	-	-	-	-
<b>Sub-total(B)(1)</b>	-	<b>1000000</b>	<b>1000000</b>	<b>100</b>	-	<b>2000000</b>	<b>2000000</b>	<b>100</b>	<b>100</b>
<b>2. Non Institutions</b>	-	-	-	-	-	-	-	-	-
a) Bodies Corp.	-	-	-	-	-	-	-	-	-
(i) Indian	-	-	-	-	-	-	-	-	-
(ii) Overseas	-	-	-	-	-	-	-	-	-
b) Individuals	-	-	-	-	-	-	-	-	-
(i) Individual shareholders holding nominal share capital upto Rs. 1 lakh	-	-	-	-	-	-	-	-	-
(ii) Individual shareholders holding nominal share capital in excess of Rs 1 lakh	-	-	-	-	-	-	-	-	-
c) Others(Specify)	-	-	-	-	-	-	-	-	-
<b>Sub-total(B)(2)</b>	-	-	-	-	-	-	-	-	-
Total Public Shareholding (B)=(B)(1)+(B)(2)	-	-	-	-	-	-	-	-	-
<b>C. Shares held by Custodian for GDRs &amp; ADRs</b>	-	-	-	-	-	-	-	-	-
<b>Grand Total (A+B+C)</b>	-	<b>1000000</b>	<b>1000000</b>	<b>100</b>		<b>2000000</b>	<b>2000000</b>	<b>100</b>	<b>100</b>



**ii. Share holding of Promoters**

Sl. No.	Shareholder's Name	Shareholding at the beginning of the Year			Shareholder's Name	Shareholding at the end of the Year			% Change in Share holding during the Year
		No. of Shares	% of the Total Shares of the Company	% of Shares pledged/encumbered to total shares		No. of Shares	% of the Total Shares of the Company	% of Shares pledged/encumbered to total shares	
1	President of India (represented by Shri K. Sanjay Murthy)	999910	99.9910	-	President of India (represented by Shri K. Sanjay Murthy)	1999820	99.9910	-	100.000
2	Shri R. Rajesh, Deputy Director General (Stats).	15	0.00150	-	Shri R. Rajesh, Deputy Director General (Stats).	30	0.00150	-	100.000
3	Smt. Leena Johri, AS & FA- additional charge	15	0.00150	-	Shri Sanjog Kapoor, JS & FA	30	0.00150	-	100.000
4	Ms Saumya Gupta, JS (NIT)	15	0.00150	-	Ms Saumya Gupta, JS (TE)	30	0.00150	-	100.000
5	Shri Mrutyunjay Behera, EA(HE)	15	0.00150	-	Shri Mrutyunjay Behera, EA(HE)	30	0.00150	-	100.000
6	Shri Rakesh Ranjan, AS,TE	15	0.00150	-	Shri Sunil Kumar Barnwal, AS(Edu)	30	0.00150	-	100.000
7	Shri Priyank Chaturvedi, DS (IISERs/IISc)	15	0.00150	-	Shri Govind Jaiswal, JS(TEL)	30	0.00150	-	100.000
<b>Total @ ₹ 100/- each</b>		<b>1000000</b>	<b>100.000</b>	<b>-</b>		<b>2000000</b>	<b>100.000</b>	<b>-</b>	<b>100.000</b>

**iii. Change in Promoters' shareholding (please specify, if there is no change)**

S r. No		Shareholding at the beginning of the year		Cumulative shareholding during the year	
		No. of shares	% of total shares of the company	No. of shares	% of total shares of the company
2.	At the beginning of the year	1000000	100	1000000	100
3.	Date wise Increase / Decrease in Promoters Share holding during the year specifying the reasons for increase / decrease (e.g. allotment / transfer / bonus/ sweat equity etc):	1000000	100	1000000	100
4.	At the End of the year	2000000	100	2000000	100

**V. Indebtedness:**

Indebtedness of the Company including interest outstanding/accrued but not due for payment

	Secured Loans excluding deposits	Unsecured Loans	Deposits	Total Indebtedness
Indebtedness at the beginning of the financial year	0	0	0	0
i) Principal Amount				
ii) Interest due but not paid				
iii) Interest accrued but not				
<b>Total(i+ii+iii)</b>	<b>0</b>	<b>0</b>	<b>0</b>	<b>0</b>
Change in Indebtedness during the financial year				
- Addition				
- Reduction				
Net Change	0	0		0
Indebtedness at the end of the financial year				
i) Principal Amount				
ii) Interest due but not paid				
iii) Interest accrued but not due				
<b>Total (i+ii+iii)</b>	<b>0</b>	<b>0</b>	<b>0</b>	<b>0</b>

**VI. Remuneration of Directors and key managerial personnel:**
**A. Remuneration to Managing Director, Whole-time Directors and /or Manager.**

(in lacs)

Sl. No.	Particulars of Remuneration	Shri Manoj Kumar, CMD	Whole-time Directors	Total Amount
1.	Gross salary (a) Salary as per provisions contained in section 17(1) of the Income-tax Act, 1961 (b) Value of perquisites u/s 17(2) Income-tax Act, 1961 (c) Profits in lieu of salary under section 17(3) Income- tax Act,1961	75.08	0	75.08
2.	Stock Option	0	0	0
3.	Sweat Equity	0	0	0
4.	Commission - as % of profit - others, specify...	0	0	0
	Others, please specify	0	0	0
	<b>Total(A)</b>	<b>75.08</b>	<b>0</b>	<b>75.08</b>

**B. Remuneration to Official Part Time Director:**

No remuneration is paid by the company to the Official Part time Directors.

**C. Remuneration to Non-Official Part Time (Independent) Director:**

(in lacs)

Sl. No.	Particulars of Remuneration	Name of Independent Director			Total Amount (Amount in Rs.)
		Shri Srikanth Karunesh	Shri Hitesh Nag	Smt Ramadevi Padakanti	
1	<u>Independent Directors</u>				
A	Fee for attending board / Committee meetings				
	• Board Meetings	1.50	1.50	1.20	4.20
	• Committee Meetings	1.20	1.20	0.90	3.30
B	Commission				
C	Others (Please Specify)				
	Independent Director Meetings	0.15	0.15	0.15	0.45
	<b>Total(1)</b>	<b>2.85</b>	<b>2.85</b>	<b>2.25</b>	<b>7.95</b>
	Other Non-Executive Directors				
	•Fee for attending board committee meetings				
	•Commission				
	•Others, please specify				
	<b>Total(2)</b>	-	-		-
	<b>Total(B)=(1+2)</b>	<b>2.85</b>	<b>2.85</b>	<b>2.25</b>	<b>7.95</b>
	<b>Total Managerial Remuneration</b>	<b>2.85</b>	<b>2.85</b>	<b>2.25</b>	<b>7.95</b>
	<b>Overall Ceiling as per the Act</b>				

**D. Remuneration to Key Managerial Personnel Other Than MD/ Manager/WTD**

(in lacs)

Sl. No.	Particulars of Remuneration	Key Managerial Personnel			
		CEO	Company Secretary	CFO	Total
			Shri Devendra K Sharma	Shri Sandeep Goel	
1.	<b>Gross salary</b>		29.18	63.04	92.22
	(a) Salary as per provisions contained in section 17(1) of the Income-tax Act,1961	-			
	(b) Value of perquisites u/s 17(2) Income-tax Act,1961				
	(c) Profits in lieu of salary under section 17(3) Income-tax Act,1961				
2.	Stock Option	-	0	0	0
3.	Sweat Equity	-		0	0
4.	Commission - as % of profit - others, specify...	-		0	0
5.	Others, please specify	-	0	0	0
6.	<b>Total</b>	-	<b>29.18</b>	<b>63.04</b>	<b>92.22</b>
7.	Ceiling as per Act (see note below): The remuneration within the ceiling under the Companies Act, 2013.				

\* Various advance given to employees like multipurpose advance, vehicle advance etc. Outstanding at the year end as per Company policy.

**Note:**

Section 197 of the Companies Act, 2013, is exempt for government companies in terms of the Ministry of Corporate Affairs notification dated 5<sup>th</sup> June 2015.

**VII. Penalties/punishment/compounding of offences:**

Type	Section of the companies Act	Brief description	Details of Penalty/Punishment/Compounding fees imposed	Authority[RD /NCLT/Court]	Appeal made. If any(give details)
<b>A. Company</b>					
Penalty					
Punishment					
Compounding					
<b>B. Directors</b>					
Penalty					
Punishment					
Compounding					
<b>C. Other Officers in Default</b>					
Penalty					
Punishment					
Compounding					

**NIL**

## ADDENDUM TO THE DIRECTOR'S REPORT

### Management Replies to the comments contained in the Statutory Auditor's Report to the Shareholders on the Accounts of EdCIL (India) Limited the year ended 31<sup>st</sup> March, 2024.

	Comments of Statutory Auditors	Management Replies
1.	<p><b>Audit Report Qualification</b></p> <p>Attention is invited to Note no. 48 on balance confirmation statements which contains the details of confirmation not received on the following financial statement line items</p> <p>The balance confirmation statement of Trade receivables, Trade payables, Other long &amp; short term liabilities (EMDs/Retention Money/Security deposits received from suppliers, Advances received against projects), Long &amp; short terms loans and advances (Security deposit given, Advance to supplier) are subject to confirmation and reconciliation.</p>	<p>The company has a system of obtaining periodic confirmation from the parties. Letters seeking confirmation of outstanding balances have been sent to debtors and creditors with a request to confirm or send comment within the stipulated period failing which balances as indicated in the letter are taken as confirmed.</p> <p>In this process confirmations obtained is approx. 28.21% of outstanding amount. However, there is decline of approx. 33% in the total outstanding balances, despite an increase in turnover by approx. 49% from PY 22-23.</p>



## SUPPLEMENTARY AUDIT COMMENTS BY C&AG



कार्यालय महानिदेशक लेखापरीक्षा (केन्द्रीय व्यय)  
Office of the Director General of Audit (Central Expenditure)  
डी जी ए सी आर भवन, इन्द्रप्रस्थ एस्टेट, नई दिल्ली-110 002  
DGACR Building, Indraprastha Estate, New Delhi -110 002

No. CW/2-162/EdCIL India/2024-25/306

Date: 17.09.2024

सेवा में,

अध्यक्ष एवं प्रबंध निदेशक,  
एडसिल (इंडिया) लिमिटेड  
एडसिल हाउस, 18ए, सेक्टर - 16ए,  
नोएडा - 201 301, उत्तर प्रदेश

विषय: वर्ष 2023-24 के लिए एडसिल (इंडिया) लिमिटेड, नोएडा के वित्तीय खातों पर 'शून्य टिप्पणियां प्रमाणपत्र'।


महोदय,

इस पत्र के साथ भारत के नियंत्रक एवं महालेखापरीक्षक द्वारा कंपनी अधिनियम, 2013 की धारा 143(6)(बी) के अंतर्गत एडसिल (इंडिया) लिमिटेड, नोएडा के 31 मार्च 2024 को समाप्त वर्ष के वित्तीय खातों पर 'शून्य टिप्पणियां प्रमाणपत्र' भेजी जा रही हैं। आपसे प्रकाशित वार्षिक रिपोर्ट की 5 प्रतियां भेजने का अनुरोध किया जाता है।

आपसे अनुरोध है की इस पत्र की पावती भेजने की कृपा करें।

संलग्न: उपरिलिखित।

भवदीय,

  
(एकता सिंह)

उप निदेशक (वा.ले.प.)

**COMMENTS OF THE COMPTROLLER & AUDITOR GENERAL OF INDIA UNDER SECTION 143(6) (b) OF THE COMPANIES ACT ON THE ACCOUNTS OF EdCIL (INDIA) LIMITED, NOIDA FOR THE YEAR ENDING 31<sup>ST</sup> MARCH 2024.**


The preparation of financial statements EdCIL (India) Limited, Noida for the year ended 31 March 2024 in accordance with the financial reporting framework prescribed under the Companies Act, 2013 (The Act) is the responsibility of the management of the company. The statutory auditor appointed by the Comptroller and Auditor General of India under section 139 (5) of the Act is responsible for expressing opinion on the financial statements under section 143 of the Act based on independent audit in accordance with the standards on auditing prescribed under section 143(10) of the Act. This is stated to have been done by them vide their Audit Report dated 19.06.2024.

I, on behalf of the Comptroller and Auditor General of India, have conducted a supplementary audit of the financial statements of EdCIL (India) Limited, Noida for the year ended 31 March 2024 under section 143(6)(a) of the Act. This supplementary audit has been carried out independently without access to the working papers of the statutory auditors and is limited primarily to inquiries of the statutory auditors and company personnel and a selective examination of some of the accounting records.

On the basis of my supplementary audit, nothing significant has come to my knowledge which would give rise to any comment upon or supplement to statutory auditor's report under section 143(6)(b) of the Act.

**For and on behalf of the  
Comptroller and Auditor General of India**

**Place: New Delhi  
Date: 17.09.2024**

  
**(Rajiv Kumar Pandey)  
Director General of Audit  
(Central Expenditure), New Delhi**

## FORM NO. MR-3

### SECRETARIAL AUDIT REPORT

From April 01, 2023 to March 31, 2024

[Pursuant to section 204(1) of the Companies Act, 2013 and rule No.9 of the Companies (Appointment and Remuneration Personnel) Rules, 2014]

To,  
The Members,  
**EdCIL (INDIA) LIMITED**  
CIN: U74899DL1981GOI011882

**Registered Office:**

5<sup>th</sup> Floor, Vijaya Building  
Barakhamba Road  
New Delhi- 110001

**Corporate office:**

18A, Sector-16A  
Noida-201301

We have conducted the secretarial audit of the compliance of applicable statutory provisions and the adherence to good corporate practices by **EdCIL (India) Limited** (hereinafter called "**the Company**"). Secretarial Audit was conducted in a manner that provided us a reasonable basis for evaluating the corporate conducts/statutory compliances and expressing our opinion thereon.

Based on our verification of the Company's books, papers, minute books, forms and returns filed and other records maintained by the Company and also the information provided by the Company, its officers, agents and authorized representatives during the conduct of secretarial audit, we do hereby report that in our opinion, the Company has, during the audit period covering the financial year ended on 31<sup>st</sup> March 2024, complied with the statutory provisions listed hereunder and also that the Company has proper Board-processes and

compliance-mechanism in place to the extent, in the manner and subject to the reporting made hereinafter.

We have examined the books, papers, minute books, forms and returns filed and other records maintained by the Company for the period ended on March 2024 according to the provisions of:

- (i) The Companies Act, 2013 ("the Act") and the Rules made thereunder;
- (ii) The Securities Contract (Regulation) Act, 1956 ('SCRA') and the rules made thereunder; **Not Applicable**
- (iii) The Depositories Act, 1996 and the Regulations and Bye-laws framed thereunder; - **Not Applicable**
- (iv) Foreign Exchange Management Act, 1999 and the rules and regulations made thereunder to the extent of Foreign Direct Investment and Overseas Direct Investment and External Commercial Borrowings; **Not Applicable**
- (v) The following Regulations and Guidelines prescribed under the Securities Exchange Board of India, Act, 1992, ('SEBI Act'):- **Not Applicable**
  - a. The Securities and Exchange Board of India (Substantial Acquisition of Shares and Takeovers) Regulations, 2011;
  - b. The Securities and Exchange Board of India (Prohibition of Insider Trading) Regulations, 2015;

- c. The Securities and Exchange Board of India (Issue of Capital and Disclosure Requirements) Regulations, 2018;
- d. The Securities and Exchange Board of India (Employee Stock Option Scheme and Employee Stock Purchase Scheme) Guidelines, 1999 / Securities and Exchange Board of India (Share Based Employee Benefits and Sweat Equity) Regulations, 2021;
- e. The Securities and Exchange Board of India (Issue and Listing of Debt Securities) Regulations, 2008;
- f. The Securities and Exchange Board of India (Registrars to an Issue and Share Transfer Agents) Regulations, 1993 regarding the Companies Act and dealing with client;
- g. The Securities and Exchange Board of India (Delisting of Equity Shares) Regulations, 2009; and
- h. The Securities and Exchange Board of India (Buyback of Securities) Regulations, 2018.
- i. The Securities and Exchange Board of India (Listing Obligations and Disclosure Requirements) Regulations, 2015

(vi) **Other Applicable Laws:**

As per the explanation given by the Company vide its Management Representation Letter dated 18.06.2024, following laws and the rules made thereunder have been identified and complied with by the Company, to the extent possible:

- (a) DPE Guidelines on Corporate Governance for CPSE issued by Department of Public Enterprises, on 14<sup>th</sup> May 2010 (“DPE Corporate Governance Guidelines”);
- (b) Sexual Harassment of Women at Workplace (Prevention, Prohibition and Redressal) Act, 2013 (“the POSH”);

- (c) The Rights of Persons with Disabilities Act, 2016 and Rules made thereunder (“the Disabilities Act”).

We have also examined compliance with the applicable clauses/ Regulations of the following:

- (i) Secretarial Standards issued by the Institute of Company Secretaries of India and notified by Ministry of Corporate Affairs.
- (ii) SEBI (Listing Obligations and Disclosure Requirements) Regulations, 2015 (“Listing Regulations”): **Not Applicable**

During the period under review, the Company has complied with the provisions of the Act, Rules, Regulations, Guidelines mentioned above.

We further report that:

The Board of Directors of the Company is duly constituted with proper balance of Executive Directors, Non-Executive Directors along with independent directors and woman director. The changes in the composition of the Board of Directors that took place during the period under review were carried out in compliance with the provisions of the Act.

However, DIR-12 for appointment of Mr. Chandni Prasad Bhatt could not be filed by the Company.

Since EdCIL (India) Limited is a Government Company, power to appoint Directors vest in the Government of India. Dr. Chandni Prasad Bhatt was appointed as Independent Director vide O.M.F. No. 20-21/2011-TS.VII/TS.II dated 17/03/2023 from Ministry of Education with immediate effect. Accordingly, Dr. Bhatt was invited to attend the Board Meetings and was requested to submit documents such as MBP-1, DIN and Consent to act as Director etc. for placing before the Board and filing to the Registrar of Companies/ Ministry of Corporate Affairs. However, despite several requests Dr Bhatt was unable to provide the aforesaid documents. Hence, EdCIL India Limited was unable to file necessary forms/ intimate to Registrar of Companies (ROC)/Ministry of Corporate affairs (MCA) regarding his appointment. Other statutory Compliances as



contemplated under the Companies Act 2013 were also in abeyance for want of complete information and documents in respect of the Independent Director Shri Chandi Prasad Bhatt. Accordingly, Form DIR-12 could not be filed. Status on the same was also informed to the Ministry of Education vide letter dated 06/06/2023 who in turn also wrote to Dr. Bhatt vide Ministry letter dated 14/06/2023. Board was also informed in this regard in the meeting held on 04/08/2023. As such his appointment could not come into force in terms of Companies Act, 2013.

Further, form DIR-12 for vacation of office of Anil Kumar Rai u/s 167(1)(b) was filed on 12.07.2023 and form DIR-12 for cessation of office of Mr. Priyank Chaturvedi and appointment of Mr. Govind Jaiswal was filed on 21.12.2023.

Adequate notices are given to all directors to schedule the Board Meetings, agenda and detailed notes on agenda were sent at least seven days in advance except for the shorter notice where requisite compliance has been made, and a system exists for seeking and obtaining further information and clarifications on the agenda items before the meeting and for meaningful participation at the meeting.

As per the minutes maintained by the Company for the Board/ Committee and Shareholders, we noticed that none of the decisions were approved by the respective Board/Committee and Shareholders with any dissent note.

We further report that there are adequate systems and processes in the Company commensurate with the size and operations of the Company to monitor and ensure compliance with applicable laws, rules, regulations and guidelines. However,

the compliances of other applicable laws, as listed in Para (vi) above are based on the documents presented and management certifications reported to the Board through agenda papers with respect to the all office and on the basis of Management Representation Letter dated 18.06.2024.

**Note:**

- (i) This report is to be read with our letter of even date which is annexed as Annexure A and forms an integral part of this report.
- (ii) The management has confirmed that the records shared with us as a part of audit are true and correct. This Report is limited to the Statutory Compliances on laws / regulations / guidelines listed in our report of which, the due date has been ended/expired on or before March 31, 2024 pertaining to Financial Year 2023-24.

**For MNK and Associates LLP**

Company Secretaries  
FRN: L2018DE004900

Sd/-

**Mohd. Nazim Khan**

(Designated Partner)

Practicing Company Secretary

FCS: 6529; CP-8245

UDIN: F006529F000587989

Peer Review Cert. No:671/2020

Place: New Delhi

Date: 19.06.2024



**Annexure – A**

To,  
The Members,  
**EdCIL (INDIA) LIMITED**  
CIN: U74899DL1981GOI011882  
5<sup>th</sup> Floor, Vijaya Building  
Barakhamba Road  
New Delhi- 110001

Our report of even date is to be read along with this letter.

1. Maintenance of secretarial record is the responsibility of the management of the company. Our responsibility is to express an opinion on these secretarial records based on our audit.
2. We have followed the audit practices and processes as were appropriate to obtain reasonable assurance about the correctness of the contents of secretarial records. The verification was done on test basis to ensure that correct facts are reflected in secretarial records. We believe that the processes and practices we followed, provide a reasonable basis for our opinion.
3. We have relied on report of Statutory Auditors, Tax auditors, and C & AG report for compliances of the applicable Financial Laws including Direct and Indirect Tax Laws, Accounting Standards, the correctness and appropriateness of Financial Records and Books of Accounts of the company since the same have been subject to review by respective Auditors and other designated professionals.
4. Where ever required, we have obtained the Management representation about the compliance of laws, rules, regulations and happening of events etc.
5. The compliance of the provisions of Corporate and other applicable laws, rules, regulations, standards is the responsibility of management. Our examination was limited to the verification of procedures on test basis.
6. The Secretarial Audit report is neither an assurance as to the future viability of the company nor of the efficacy or effectiveness with which the management has conducted the affairs of the company.

**For MNK and Associates LLP**

Company Secretaries  
FRN: L2018DE004900

Sd/-

**Mohd. Nazim Khan**

Practicing Company Secretary  
FCS: 6529; CP-8245  
UDIN: F006529F000587989  
Peer Review Cert. No: 671/2020

Place: New Delhi

Date: 19.06.2024

## MANAGEMENT DISCUSSION AND ANALYSIS

### I. Edcil's Profile:

EdCIL India Ltd. is a 100% government owned central Public sector enterprise under the administrative control of Ministry of Education, Government of India. The Company is a "Mini Ratna- Category-I, CPSE". The Company has been rated as "Very Good" by the Department of Public Enterprises on the basis of MOU targets in the FY 2022-23. The company has been offering project management and consultancy services in all areas of education and human resource development in India and abroad since its establishment in 1981.



With promulgation of National Education Policy 2020 (NEP 2020), the budget for education are increasing and states have accorded priority for education sector improvement. The digital education initiatives at the national level through NMEICT, SWAYAM plus, GIAN etc. focuses on promoting digital & online programmes, where opportunity exists for EdCIL (India) Limited to extend such services to MoE and their autonomous bodies. While the country undertakes a transformational journey, the Company also finds itself at the cusp of high growth for which the initial turnover growth journey has already begun.

### II. Domestic Business:

#### Online Testing & Assessment Services (OTAS)

Online Testing & Assessment Services continue to emerge as major vertical for the Company. The services offered include selection of personnel by conduct of online computer-based examinations at all India level spanning more than 300 cities. The sectors covered range from Army, Para-military forces, Civil Aviation, Railway, Coal, Education, Department of Space, Petroleum & Natural Gas and Power utilities. The Company entered into MoUs with a number of clients including Delhi Subordinate Services Selection Board (DSSSB), Indian Army, Odisha School Education Programme Authority (OSEPA), HPCL, (Central Armed Police Forces (CAPFs)). Over 9 million candidates appeared for the online tests conducted by the Company.



#### Advisory Services (AS)

Advisory services is an important aspect to the education sector project which provide service

in conceptualizing the education sector projects & planning and development. Some key services include:

- Preparation of Detailed Project Reports (DPRs) (Greenfield and Brown field)
- Organization Restructuring (sectoral/ institutional)
- Improving Operational Efficiency
- Digitization Planning
- Training Design and development
- Sectoral assistance and Impact Assessment ( ICT/other schemes)
- Designing of new education schemes
- Education content Design
- HR review studies
- Review and evaluation of Govt. of India Schemes
- Impact studies on CSR projects

The services are primarily for the Ministry of Education & other Ministries viz Defence, Social Justice and textile etc.

### Digital Education Systems (DES)

Digital Education is making its way into the education system of India rapidly and is taking the place of traditional classroom training. Technology driven education mechanisms offer flexible anytime, anywhere learning Paradigms. Digital Education puts the learner at the centre of the education ecosystem and empower learners to structure individual paths keeping in mind the final outcome.



EdCIL (India) Ltd. accordingly focuses on all emerging technologies by providing high-impact and scalable solutions to education eco-system.

**Changes in the nature of business:** Pandemic has changed the mode of learning of students in school and higher education. EdCIL has started focusing on this opportunity and have created few solutions:-

- Nextgen Smart Classroom Solutions,
- Cloud Hosting Services,
- Smart Campus,
- IUIMS,
- IDB Solution with solar backup,
- Vidya SmaikshaKednra (VSK),
- E-content,
- LMS
- STEM Labs.

To support the above services, EdCIL has been empanelling prospective service providers for:

- 1) Development of e-content.
- 2) ATL/STEM/Robotics labs.
- 3) Cloud services in different assignments.

Key services provided as part of the Digital Education System are:

- Next-Gen Digital Classrooms
- Competency based learning and assessment system
- Wi-Fi and network Solutions
- Digital Interactive Board
- Management Information System for Schools
- Virtual Classrooms Solutions

Early Digital Learning Programme (ELDP) for Mauritius: With the Vision of ensuring "A Quality Education for all and quality Human Resource Development base to transform Mauritius into an intelligent nation state in the vanguard

of global progress and innovation” the Ministry of Education and Human Resources (MOEHR), and the Ministry of information and Communication Technology (MICT), Republic of Mauritius implemented the project of providing Tablet Computers to students and Educators in Mauritius. Under the three phases of the Project 52,480 e-tablets duly supported by LMS and along with other IT devices have been provided to students of grade 1, 2, 3 & 4 in Mauritius at a project cost of USD 23.61 million. The Tablet Computer provides access to internet resources for enhanced Educator-student and student-student interactions.

EdCIL implemented a phase-wise execution of the project which included an initial review study of requirements, followed by the selection of the reputed agency for the supply of state of the art digital tablets loaded with relevant localized content to provide the best outcome.

**NextGen Digital Classrooms:** The Company recognizes a massive market opportunity to equip schools with technology and other teaching learning resources and capacity building of teachers to leverage IT to improve quality of education in schools. The gaps in educational quality can be effectively bridged through an integrated and mass marketed school improvement programme incorporating a blend of technology infrastructure and varied teaching learning methodologies. A variety of technology tools, techniques, e-content and resources need to be incorporated for comprehensive development of students and teachers especially in areas where IT exposure to students and teachers is minimal.

The following are targeted to be the main goals of the Holistic Education Solution:

- (1) ICT Enabled learning to boost up the rural education system
- (2) To make education more interactive with new technology and other resources

- (3) To enable access to quality education through provision of teaching learning tools
- (4) To enhance the learning environment and create capacities among stakeholders
- (5) To encourage a culture of paper-less learning and moving towards digitalization
- (6) To improve educational outcomes.

**Upgradation of ISO from ISO: 9001 & ISO: 14001 2015:** EdCIL is moving on to a revised Integrated Management System conforming to ISO: 9001 & ISO: 14001 2015 version from the current 2008 version.

Objectives of ISO are as follows:

#### Quality

- Manage business risk-reward ratios well in a technologically disruptive environment.
- Continually upgrade quality to retain and increase customer base.
- On-time-delivery performance improvement.

#### Environment

- Reduction in resource consumption like power, water and paper.
- Compliance to all applicable statutory regulations.

ISO helps the organization to manage its business more efficiently with evidence based decision making by deciding external and internal issues that could possibly affect the organization.

It helps the organization for sustainable development through organization planning in terms of process design with risk and reward based approach by putting more emphasis on leadership engagement of top Management.

It provides a structured manner in which organisation can define its process to achieve





the desired result with greater customer satisfaction.

ISO is focused on skilled resources having capability to implement, maintain and improve the business requirement of the organization. EdCIL shall continuously acquire high quality professional and focus on their competence development to create quality products and solutions.

### Education Infrastructure Services (EIS)

Augmentation of education infrastructure is an integral component of EdCIL project. Some of key services includes:

- Concept Design
- Detailed Drawings
- Detailed Project Report & estimate with Bill of Material
- Construction Schedule /Procurement Plan
- RFP documents & RFP Process Management
- Project construction monitoring
- Incident monitoring



- Modifications in schedule
- Quality Assurance and Control
- Billing and Payments
- Getting Completion / Occupancy Certificates from Statutory Authorities
- Final Project Completion Report with Expense Analysis.

### Approval of Enterprises Risk Management Policy (ERMP)

The existing Enterprises Risk Management Policy (ERMP) of EdCIL, due to changed business scenario and to meet the current needs and challenges have been revised in ERMP policy and following changes/improvements have been considered:-

1. Alignment with COSO ERM framework 2017
2. Provision for Cross Functional Risk Committee (CRFC)
3. Alignment of roles & responsibilities with leading practices
4. Introduction of guidance on cyber risk and data protection
5. Rationalization of risk assessment method
6. Add reference to applicable regulatory requirements on Enterprise Risk Management.

### Education Procurement Services (EPS)

The Company assists in the capacity building of educational and training institutions in India and abroad through procurement of educational aid ranging from IT equipments to hi-tech laboratory equipments. EdCIL has been providing procurement services on turnkey basis meeting the client requirements by facilitating optimal utilisation of client resources.

Leveraging three decades of experience in domestic and overseas sector, following key services are provided by the vertical as part of the Procurement Services focusing on





maximizing TCO in educational and human resource development space:

- Educational Product research
- Vendor empanelment
- Demand Aggregation
- Development of Sourcing Strategy
- E-Tendering
- Bid Analysis
- Finalization of contract
- Order Placement
- Monitoring receipt of shipment including Quality check at client site
- Annual maintenance services



**Technical Support Group (TSG)** This is EdCIL's project management and logistical support vertical (also known as Technical Support Group –TSG) to extend operational support to MoE in implementing several Mega Pan-India projects. The company provides project management Support for national level implementation of prestigious social sector projects of Government of India and

International Funding Agencies. The services include:

- Project Management support to various mission mode MoE schemes (e.g. SSA, MDM, NMEICT, HESPIS, RUSA and RMSA)
- Recruitment of consultants and specialization to undertake program specific activities & assistance to state nodal agencies.
- Project management support viz. Conducting Teacher's Awards, Pariksha Pe Charcha, Achievements in NEP, National curriculum framework & such other National workshops.

### III Overseas Business:

#### Overseas Education Services (OES)

Overseas Student Placement is one of the core services of the Company. The objective is to place International/ NRIs /PIO students in reputed and accredited Indian Institutions. The Company has been designated by the MoE, Government of India as the exclusive "Executing agency supporting as a Single Window facility" for the direct admission of eligible Foreign Nationals / Persons of Indian Origin (PIOs) / Non-Resident Indians (NRIs) to Undergraduate, Postgraduate and Research programs. The Company places International/ PIO/NRI students in more than 150 associated/ MoU institutions which have accreditations by regulatory bodies like UGC, NAAC, NBA, MCI etc.

Based on strong MEA/MoE endorsement with in India, client confidence and alliances gained globally over three decades, the vertical executes sponsored and aggregated inbound overseas student admissions and faculty hiring and also effectively meets the individual needs of inbound students wanting to study in India. The company presently executes aggregated student placement of about 3000 students from Nepal, Bhutan and high potential target markets covering mostly SAARC, Middle East and African nations.

The following services are specifically offered:

- Placement of Overseas Students in accredited Indian Institutes (sponsored schemes as well as SFS segments)
- Placement of Indian faculty in overseas institutes
- Student/faculty exchanges

### STUDY IN INDIA PROGRAMME:

- One of the primary components of National Education Policy (NEP) is to promote the internationalization of Indian higher education and scale up the Gross Enrolment Ratio in this regard. This postulate of NEP resonates with the purpose of the Study in India Programme, a flagship project by the Ministry of Education (MoE), Government of India.
- Launched in 2018, the Study in India Programme aims to highlight and promote India on the world stage as a preferred higher education destination. The programme has partnered with more than 160 premier Indian institutes offering 2600+ courses across multiple disciplines like Engineering, Management, Science, Architecture, Pharmacy, Law, Indian knowledge system, ISM, Indian Art, Culture & Philosophy etc.
- The centralized portal: [www.studyinindia.gov.in](http://www.studyinindia.gov.in) enables a seamless process for international students to pursue their higher education in India.

## IV SWOT Analysis:

The Following is SWOT analysis of the Company:

### (a) Strengths

- The Only CPSE of the Ministry of Education.
- Continuous profit making/dividend payment record.
- High Level of Brand recall within Government/s in India & overseas.
- Comfort of Clients in view of CPSE

credibility.

- Close association with parent ministry.
- Alliances with experts in different fields.
- In-house manpower & expertise developed for Client Servicing.
- Expertise in the areas traditionally handled projects
- Environment friendly
- Core team of professionals with domain expertise.
- Availability of customized solutions as per market fit.
- PAN India project implementation experience.

### (b) Weaknesses

- Operates as an extended arm for assured Govt. business & not as a strategic business unit.
- Large in-house Competence gap due to attrition.
- Absence of large corporate/institutional / consulting alliances.
- Diversified overseas opportunities not tapped including to finalize larger MEA funded projects of Overseas for institution building.
- PSU process challenges in business acquisition & delivery.
- Challenges in Technology/ Adoption
- Infrastructural Barriers
- Non availability of white labeled product.
- Lack of branch offices/staff for market penetration.

### (C) Opportunities

- Education is a sustainable growing service sector.
- Absence of many large Indian corporate players in education space.
- Un-serviced Government market (Project, O&M, strategy, aggregation).

- Government sectors' increasing need for an arm / specialized entity to assist in IT /ICT/Infra project execution / procurement.
- Growing Skill Development Training market.
- Teacher's Training Market similarly estimated to be sizeable.
- Growing ICT & e-learning market (primary education/open universities).
- Increased spend on "Skill India", "Digital India" and "Smart City" initiatives.
- Development of Services by multiple startups requiring collaboration.
- Growing PPP opportunities (outsourcing/aggregation/infra).
- Transformation of education system into digital.
- E-content creation for central/state board.
- Implementation of VSK and IT enabled solutions for education sector for various states/UTs/ Autonomous bodies.

#### (D) Threats

- Intense competition from other market players.
- Dependency on the service provider/supplier for project execution.
- Entry of non-education PSUs into this space.
- Growing challenges in franchisee market in quality service delivery.

### V Towards a bright future:

#### MOU RATING

The company has been rated "Very Good" by the DPE for the year 2022-23. The Company is proactively engaged in identifying opportunities in education sector and aims to harness these opportunities. The company is in the high growth stage and expanding foot prints across different states in India and overseas.

### VI Financial overview:

The profits before taxation of the Company has recorded Rs. 136.85 crores for the F.Y. 2023-24.

(Amounts in crores unless otherwise stated)

Particulars		For the Year ended March 31, 2024	For the Year ended March 31, 2023	Variance	
				Absolute	Relative
<b>Revenues</b>					
Revenue from operations	(A)	655.84	439.84	216	49.11%
<b>Direct Expenses</b>					
Cost of Operations		363.54	295.99	67.55	22.82%
Purchase of Stock-in-Trade		130.85	31.27	99.58	318.45%
Employee benefit expense		28.05	26.73	1.32	4.94%
<b>Total</b>	<b>(B)</b>	<b>522.44</b>	<b>353.99</b>	<b>168.45</b>	<b>47.59%</b>
<b>Profit from Operations</b>	<b>(C)</b>	<b>133.4</b>	<b>85.85</b>	<b>47.55</b>	<b>55.39%</b>
<b>Indirect Expenses</b>					
Finance cost		1.95	0.22	1.73	786.36%
Depreciation and amortization expense		0.93	0.9	0.03	3.33%
Other expenses		9.3	6.2	3.1	50.00%
<b>Corporate Social Responsibility Expenditure</b>		<b>1.42</b>	<b>1.21</b>	<b>0.21</b>	<b>17.36%</b>
<b>Total</b>	<b>(D)</b>	<b>13.6</b>	<b>8.53</b>	<b>5.07</b>	<b>59.44%</b>

Particulars		For the Year ended March 31, 2024	For the Year ended March 31, 2023	Variance	
				Absolute	Relative
<b>Indirect Incomes</b>	<b>(E)</b>	17.11	11.73	5.38	45.87%
<b>Prior period items(net)</b>	<b>(F)</b>	0	0	0	0
<b>Exceptional items</b>	<b>(G)</b>	0.0051	0.03	-0.0249	-83.00%
<b>EBITDA</b>		139.79	90.17	49.62	55.03%

## VII Risks and concerns:

Risk in literal terms can be defined as the effect of uncertainty on the objectives. Risk is measured in terms of consequences and likelihood. The company identifies the risks on the basis of comprehensive Risk Management policy and observing the business environment it is operating in. The risk of economic environment like increasing prices of input products and outsourced consultancy is addressed by entering into the rate contracts. The company also gets the periodical review done by the Internal Auditors and the findings of the Internal Auditors are appropriately addressed. The risks specific to different department is monitored at a reasonable periodicity by the concerned department heads. Standard operating procedures (SOP's) for verticals would also address risk mitigation issues. The Company would also from time to time strive to modify its risk management policy based on changes in verticals, processes and environment.

### EdCIL 2.0 Vision

*"To be a highly respected consultancy and project management organization that provides expertise, services and innovative solutions to drive impact in the education and HR space"*

### EdCIL 2.0 Mission

*"To drive disruptive improvements in education and HR outcomes through innovative, technology-led offerings, with highest efficiency and ethical standards to domestic and global clients, and to be the preferred education sector employer"*

The focus of EdCIL is going forward for various Key Process Improvements in business development, Knowledge management,

strong network of business alliances, quality enhancement strategies in order to have successful deliverables, developing capabilities in critical areas, and multiple changes in the way EdCIL is organized and operates. Achieving the target milestones on these initiatives will firmly establish EdCIL on the roadmap to becoming a highly reputed, fast growing education company in India, and set-it up well for continued growth.

### Manower Strength

The total manpower strength of the company as on 31.03.2024 was 96 (66 executives and 30 non-executives).

### Talent Acquisition

A total of 8 new employees including 1 Management Trainees, 2 Assistant Managers & 5 Officer Trainees joined the company during the FY 2023-24. The Assistant Managers, Management Trainee & Officer Trainees are being groomed to take up higher roles in the future by the way of on-the-job and off-the-job training interventions under the guidance of senior professionals.

### Implementation of HRMS

EdCIL has implemented a new HRMS portal named 'PionHR' offered by a vendor named SGC Management Services Private Limited. The HRMS facilitates the employees to apply their leaves / regularizations in online mode and to keep track of their records.

**Annexure – VI**

## FORMAT FOR THE ANNUAL REPORT ON CSR ACTIVITIES TO BE INCLUDED IN THE BOARD'S REPORT FOR FINANCIAL YEAR 2023-24

### 1. Brief outline on CSR Policy of the Company.

Company has a Board approved Corporate Social Responsibility Policy, which is available on Company's website-<https://www.edcilindia.co.in/> and Annexure-A.

### 2. Composition of CSR Committee:

Sl. No.	Name of Director	Designation/Nature of Directorship	Number of meetings of CSR Committee held during the year	Number of meetings of CSR Committee attended during the year
1.	Sh. Manoj Kumar	Chairman	Three	Three (19.05.2023, 01.11.2023 & 24.01.2024)
2.	Sh. Srikanth Karunesh	Independent	Three	Three (19.05.2023, 01.11.2023 & 24.01.2024)
3.	Sh. Hitesh Nag	Independent	Three	Three (19.05.2023, 01.11.2023 & 24.01.2024)
4.	Smt. Padakanti Ramadevi	Independent	Three	Two (19.05.2023 & 24.01.2024)

3. Provide the web-link where Composition of CSR committee, CSR Policy and CSR - projects approved by the board are disclosed on the website of the Co.

<https://www.edcilindia.co.in>

[https://www.edcilindia.co.in/Default/ViewFile/?id=1624974401655\\_CSR%](https://www.edcilindia.co.in/Default/ViewFile/?id=1624974401655_CSR%)

4. Provide the details of Impact assessment of CSR projects carried out in pursuance of sub-rule (3) of rule 8 of the Companies (Corporate Social Responsibility Policy) Rules, 2014, if applicable (Attach the report).

NA

5. Details of the amount available for set off in pursuance of sub rule (3) of rule 7 of the Companies (Corporate Social Responsibility Policy) Rules, 2014 and amount required for set off for the financial year, if any

Sl.No.	Financial Year	Amount available for set-off from preceding financial years (in Rs)	Amount required to be set-off for the financial year, if any (in Rs)
1	2020-2021	NIL	
2	2021-2022		
3	2022-2023		
	<b>TOTAL</b>		

6. Average net profit of the company as per section 135(5).

Rs.69.23 Crores

7. (a) Two percent of average net profit of the company as per section 135(5)

Rs.138.00 Lakhs



(b) Surplus arising out of the CSR projects or Programmes or activities of the previous financial years	Nil
(c) Amount required to be set off for the financial year if any	Nil
(d) Total CSR obligation for the financial year (7a+7b+7c).	Rs. 138.00 Lakhs

**8. (a) CSR amount spent or unspent for the financial year 2023-2024:**

Total Amount Spent for the Financial Year 2023-2024. (in Rs.)	Amount Unspent (in Rs.)				
	Total Amount transferred to Unspent CSR Account as per section 135(6).		Amount transferred to any fund specified under Schedule VII as per second proviso to section 135(5).		
	Amount.	Date of transfer.	Name of the Fund	Amount.	Date of transfer.
141.59 Lakhs	Nil	NA	Nil		

**(b) Details of CSR amount spent against ongoing projects for the financial year 2023-2024:**

(1)	(2)	(3)	(4)	(5)		(6)	(7)	(8)	(9)	(10)	(11)	
Sl. No.	Name of the Project.	Item from the list of activities in Schedule VII to the Act.	Local area (Yes/No).	Location of the project.		Project duration.	Amount allocated for the project (in Rs.).	Amount spent in the current financial Year (in Rs.).	Amount transferred to Unspent CSR Account for the project as per Section 135(6) (in Rs.).	Mode of Implementation- Direct (Yes/No).	Mode of Implementation-Through Implementing Agency	
				State.	District.						Name	CSR Registration number.
NIL												

**(c) Details of CSR amount spent against other than ongoing projects for the financial year:**

(1)	(2)	(3)	(4)	(5)		(6)	(7)	(8)	
Sl. No.	Name of the Project	Item from the list of activities in schedule VII to the Act.	Local area (Yes/No).	Location of the project.		Amount spent for the project (in Rs.).	Mode of implementation- Direct (Yes/No).	Mode of implementation- Through implementing agency.	
				State/UT	District.			Name.	CSR Registration no.
1	Apna Ghar Ashram, Hindaun, Rajasthan – support to provide 15 KVA Electric Solar System.	Health	No	RJ	Karauli	12,58,740	No	Apna Ghar Ashram	CSR00003469
2	Narayan Seva Sansthan Seva Dham Seva Nagar Hiran Magri, Sector-4 Udaipur, Rajasthan Support for Artificial Limbs 100 Artificial Limbs Rs 10000 *100 = Rs10,00,0000.	Health	No	WB	Calcutta	10,00,000	No	Narayan Seva Sansthan	CSR00007885

(1) Sl. No.	(2) Name of the Project	(3) Item from the list of activities in schedule VII to the Act.	(4) Local area (Yes/No).	(5) Location of the project.		(6) Amount spent for the project (in Rs.).	(7) Mode of implementation-Direct (Yes/No).	(8) Mode of implementation- Through implementing agency.	
				State/ UT	District.			Name.	CSR Registration no.
3	Community Based Mass Screening Programme for Ovarian Cancer & Relationship of risk factor of Vitamin D, Savera Foundation Trust 32/64 Ground Floor, Near Gurudwara, Vishwas Nagar, East Delhi New Delhi 110032.	Health	Yes	UP	Noida	11,38,000	No	Savera Foundation Trust	CSR00047173
4	Providing Medical items to Indira Gandhi Medical College and Research Institute (IGMCRI) (Govt of Puducherry) Vazhudavur Road, Kathirkamam, Puducherry-605009.	Health	No	Pudu cherry	Pudu Cherry	18,22,240	Yes	(IGMCRI)	X
5	Goonj Implementation on Education Jasola, Sarira Vihar, New Delhi-76 (Uttarakhand).	Educa tion	No	UK	Garhwal, Uttarkashi, Nanital	10,00,000	No	Goonj	CSR00000291
6	Seva Bharati, Bankura (WB) – Supply of a Van for Mobile Pathshala for many villages in remote areas of Bankura District (WB).	Educa tion	No	WB	Bankura	24,50,950	No	Seva Bharati	CSR00051550
7	Help Age India, New Delhi - For Cataract operations for 300 persons in Bihar and Odisha Bihar- 100*2500 = 2.5 Lakh Odisha- 200*2500 =5.00 Lakh.	Health	Yes	Bihar and Odisa	Daudnagar, Bolangir.	7,50,000	No	Help Age India	CSR00000901
8	Comprehensive Mega Health Camps and Awareness of Preventive Health Care in the Remote Areas Nirmal District, Telangana Bhagwan Shri Balasai Baba Central Trust.	Health	No	Telan gana	Nirmal	10,70,000	No	Bhag- wan Shri Balasai Baba Central Trust.	CSR00052617

(1) Sl. No.	(2) Name of the Project	(3) Item from the list of activities in schedule VII to the Act.	(4) Local area (Yes/No).	(5) Location of the project.		(6) Amount spent for the project (in Rs.).	(7) Mode of implementation-Direct (Yes/No).	(8) Mode of implementation- Through implementing agency.	
				State/ UT	District.			Name.	CSR Registration no.
9	Community Health Centre {CHC} Garh – Jamula, Distt. Kangra (HP) – Supply of Medical Items for Hematology and Biochemistry Analyzer -1.	Health	No	HP	Kangara	9,29,468	Yes	Direct	X
10	Supply of Bed, Mattress and Pillows for Orphanage for The United Orphanage for the Disabled at Coimbatore.	Health	No	TN	Coimbatore	1,85,299	Yes	Direct	X
11	The Leprosy Mission Trust India provide Protective Footwear for people affected by leprosy for prevention of foot ulcers in Chand KhuriChampa District, Chhattisgarh.	Health	No	Chhattisgarh	Chand Kuri and Champa	7,50,000	No	The Leprosy Mission Trust	CSR00001796
12	Computer, Digital Board, Furniture and R.O items to Government Primary School, Attarchata Reg No-19412 Block – Hassanpur Distt.- Palwal (Harayana)	Education	No	Haryana	Palwal	7,39,680	Yes	Direct	X
13	Supply of Students Desks for Senior Classes to Nutan Marathi Sr. Secondary School, New Delhi.	Education	Yes	Delhi	New Delhi	4,90,000	Yes	Direct	X
14	Kohima, Nagaland School	Education	No	Nagaland	Kohima	40,234	Yes	Kohima, Nagaland School	X
15	Community Health Centre {CHC} Garh – Jamula, Distt. Kangra (HP) -2	Health	No	HP	Kangra	34,435	Yes	Direct	X
16	Contribution to Army Flag Day Fund	-	-	-	-	5,00,000	Yes	Direct	X
<b>Total</b>						<b>141.59 Lakhs</b>			

(b) Amount spent in Administrative Overheads

NA

(c) Amount spent on Impact Assessment, if applicable

NA

(d) Total amount spent for the Financial Year (8b+8c+8d+8e)

141.59 Lakhs

(e) Excess amount for set off,if any

Sl. No.	Particular	Amount (in Rs.)
(i)	Two percent of average net profit of the Company as per section 135(5)	138.00 Lakhs
(ii)	Total amount spent for the Financial Year 2023-2024	141.59 Lakhs
(iii)	Excess amount spent for the financial year [(ii)-(i)]	3.59 Lakhs
(iv)	Surplus arising out of the CSR projects or programmes or Activities of the previous financial years, if any	-
(v)	Amount available for set off in succeeding financial years [(iii)-(iv)]	3.59 Lakhs

**9. (a) Details of Unspent CSR amount for the preceding three financial years:**

Sl. No.	Preceding Financial Year.	Amount transferred to Unspent CSR Account under section 135(6) (in Rs.)	Amount spent in the Reporting Financial Year (in Rs.).	Amount transferred to any fund specified under Schedule VII as per section 135(6), if any.			Amount remaining to be spent in succeeding financial years. (In Rs.)
				Name of the Fund	Amount (in Rs.)	Date of transfer.	
1	2020-2021		Nil				Nil
2	2021-2022		Nil				Nil
3	2022-2023		Nil				Nil

**b. Details of CSR amount spent in the financial year for ongoing projects of the preceding financial year(s):**

(1)	(2)	(3)	(4)	(5)	(6)	(7)	(8)	(9)
Sl. No.	Project ID.	Name of the Project.	Financial Year in Which the project was commenced.	Project duration.	Total amount allocated for the project (in Rs.).	Amount spent on the project in the reporting Financial Year (in Rs.).	Cumulative amount spent at the end of reporting Financial Year. (in Rs.)	Status of the project Completed /Ongoing.
1.								
	<b>TOTAL</b>							

**10.** In case of creation or acquisition of capital asset, furnish the details relating to the assets created or acquired through CSR spent in the financial year NIL

**(Asset-wise details).**

- Date of creation or acquisition of the capital asset.
- Amount of CSR spent for creation or acquisition of capital asset.
- Details of the entity or public authority or beneficiary under whose name such capital asset is registered, their address etc.
- Provide details of the capital asset(s) created or acquired (including complete address and location of the capital asset).

**11.** Specify the reason(s), if the company has failed to spend two percent of the average net profit NA

Sd/- (Chief Executive Officer or Managing Director or Director).	Sd/- (Chairman CSR Committee).	Sd/- [Person specified under clause (d) of sub-section (1) of section 380 of the Act] (Wherever applicable).
---	-----------------------------------	---

## Preamble

EdCIL offers Project management & Consultancy Services in different areas of Education and HR Development and aims to address all issues related to People and Profit for sustainable business, better future for Society and is committed to elevate the standard of marginalized and deprived sections of Society through its CSR initiative to be implemented within the territory of India by supporting Government initiative.

This policy, which encompasses the company's philosophy for delineating its responsibility as a corporate citizen and lays down the guidelines and mechanism for undertaking socially useful programmes for welfare & sustainable development of the community at large, is titled as the 'EdCIL CSR Policy'.

EdCIL has developed Corporate Social Responsibility (CSR) Policy. In accordance with the CSR policy framework as per provision of section 135 of Companies Act, 2013 and in accordance with companies (CSR Policy)Rule, 2014, notified by Ministry of Corporate Affairs, Government of India and Guidelines issued by Department of Public Enterprises, Government of India (DPE Guidelines, 2014) which are effective from 1<sup>st</sup> April 2014.

It shall apply to all CSR Programs undertaken by EdCIL with in territory of India to elevate the standard of poor, needy, disadvantaged, marginalized and deprived section to the society and environment.

Any point not covered by this policy would be interpreted in accordance with the existing DPE Guidelines, 2014 with the former taking the precedence over the later in case of any conflict.

## 2 ) Vision and Objective Statement

### 2.1 Vision

To support responsible and sustainable initiatives, while taking care of the concern for People, Planet and Profit.

### 2.2 Mission

Promote efficient usage of scarce resources, encourage green energy initiatives and develop innovative solutions to fulfil the vision by stepping beyond the mandatory provisions.

### 2.3 Objective

#### The objectives of Policy are:

- To understand the stakeholder expectations through structured engagement process and communication strategy and leverage this understanding to develop impact-oriented programs in the selected areas.
- Ensure an increased commitment at all levels in the organization, to operate its business in an economically, socially & environmentally sustainable manner, while recognizing the interests of all its stakeholders.
- To directly or indirectly take up programs that benefit the communities in & around its work-centers and results, over a period of time, in enhancing the quality of life & economic well-being of the local populace.
- To generate, through its CSR initiatives, a community goodwill for EdCIL and help reinforce a positive & socially responsible image of EdCIL as a corporate entity.
- To adopt environmental friendly sustainable business practices in EdCIL which minimize adverse impacts while taking steps to protect and enhance the natural environment.



- To make the stake holders aware about CSR Practices in EdCIL.
- To have positive impact on the Communities in which EdCIL operates.

### 3 CSR Activities

- 3.1 Projects / Programs will be identified and budgets allocated for them through a process incorporating identification of suitable implementation agencies, need assessment (where ever required) and clear outlining of desired outcomes.
- 3.2 All CSR activities will be in the form of projects, which will, as far as possible.
- 3.3 The CSR projects / programs / initiatives, to be undertaken shall fall within the purview of the Schedule – VII of the Companies Act, 2013 (as modified from time to time) as under:-
- Eradicating hunger, poverty and malnutrition promoting healthcare including preventive health care and sanitation including contribution to the Swach Bharat Kosh set-up by the Central Government for the promotion of sanitation and making available safe drinking water;
  - Promoting education, including special education and employment enhancing vocation skills especially among children, women, elderly, and the differently abled and livelihood enhancement projects;
  - Promoting gender equality, empowering women, setting up homes and hostels for women and orphans; setting up old age homes, day care centres and such other facilities for senior citizens and measures for reducing inequalities faced by socially and economically backward groups;
  - Ensuring environmental sustainability,

ecological balance, protection of flora and fauna, animal welfare, agroforestry, conservation of natural resources and maintaining quality of soil, air and water including contribution to the Clean Ganga Fund setup by the Central Government for rejuvenation of river Ganga;

- Protection of national heritage, art and culture including restoration of buildings and sites of historical importance and works of art; setting up public libraries; promotion and development of traditional arts and handicrafts;
- Measures for the benefit of armed forces veterans, war widows and their dependents;
- Training to promote rural sports, nationally recognized sports, paralympic sports and Olympic sports;
- Contribution to the Prime Minister's National Relief Fund or any other fund set up by the Central Government for socio-economic development and relief and welfare of the Scheduled Castes, the Scheduled Tribes, other backward classes, minorities and women;
- Contributions or funds provided to technology incubators located within academic institutions which are approved by the Central Government;
- Rural development projects;
- Slum area development.

### 4 Budget

- 4.1 The Board of EdCIL will ensure that in each financial Year (FY), at least two percent(2%) of the average net profit (calculated as per Section 198 of the Act) accrued during the three immediately preceding Financial Years, is spent on CSR activities / projects / programs.

- 4.2 In the event, that amount indicated in para 4.1 above is not spent in its entirety in that Financial Year, the reasons thereof will be outlined as per section 134 (3) (o) of the Act to be shared with all the stakeholders through the Annual Report and the unspent amount shall be carried forward to next year.
- 4.3 The budget allocation for individual CSR Projects / Programmes / activities shall be made by the Committee on CSR and SD in the beginning of every financial year after considering the CSR budget for that year.

## 5 Planning and Implementation

- 5.1 EdCIL shall give preference to well defined operating principles during the planning stage for the identification and implementation of its CSR Projects/ Programme in order to ensure optimal utilisation of the CSR budget.
- 5.2 As far as possible CSR & Sustainability activities are taken up in project / Programme mode. Every effort is made to ensure that approved activities are implemented within schedule. Once an activity is approved and funds are allocated, the activity is continued and is carried forward in subsequent years until completed.
- 5.3 Implementation of the CSR projects or programs shall be through in-house CSR team of EdCIL or through any Govt. Organization, PSU, trust, society, Company established under Section-8 of Companies Act 2013 having a track record of three years in undertaking similar projects/programs.

- 5.4 EdCIL will Endeavour at all times to build and develop the skills of its CSR team and enhance level of CSR awareness within the organization. EdCIL will also endeavour to build and develop the skills of the Implementation Agencies that it engages with.

## 6 Monitoring & Evaluation

### 6.1 Monitoring:

Monitoring is done to ensure timely completion of activities and to achieve deliverables. Regular reviews are done at Unit Level, wherein bottlenecks are identified and remedial measures are taken. Periodic MIS on status of issues of CSR & Sustainability activities is put up to appropriate level and intervention is sought wherever required.

### 6.2 Evaluation:

Effectiveness of CSR programme should be assessed through both internal and external evaluations.

## 7 Reporting:

The CSR activities undertaken by EdCIL are disseminated to the stakeholders through Company's Annual Report & Sustainability/ Business Responsibility Report etc.

**Annual Report** shall report the annual CSR achievements, agenda and initiatives undertaken during the year.

**Annexure – VII**

**A. Conservation of energy**

(i)	The steps taken or impact on conservation of energy.	<p>The following steps have been implemented in EdCIL:</p> <ul style="list-style-type: none"> <li>• The Electrical equipments are being maintained by regular maintenance through specialized agencies.</li> <li>• Open circulation of Air &amp; ventilation adopted and proper balancing of temperature is maintained regularly.</li> <li>• Air-conditioning System is being operated in an optimal condition.</li> <li>• Sensor Lighting System is being implemented on trial basis on certain portion of the building.</li> <li>• The Electrical / Mechanical equipments are being kept in good conditions by maintaining regular AMC.</li> <li>• Switching off all electrical equipment while not in use is ensured.</li> <li>• Open Circulation of Air ventilation adopted.</li> </ul>
(ii)	The steps taken by the company for utilising alternate sources of energy.	<ul style="list-style-type: none"> <li>• The Solar Power Lights are used in Canteen.</li> <li>• Solar power lights are used in Street Lighting.</li> <li>• Street and canteen lights are based on solar energy. Solar panels were installed for the same.</li> </ul>
(iii)	The capital investment on energy conservation equipments.	<ul style="list-style-type: none"> <li>• Major electrical equipments purchased recently are energy conservation equipments.</li> <li>• No capital investment for conservation of energy was made in Financial Year 2022-23</li> </ul>

**B. Technology adoption**

(i)	The efforts made towards technology absorption	<ul style="list-style-type: none"> <li>• Centralized printing system</li> <li>• Online Meetings and Data sharing</li> <li>• E-office for official communication</li> <li>• Online Vigilance clearance.</li> </ul>
(ii)	the benefits derived like product improvement, cost reduction, product development or import substitution	<ul style="list-style-type: none"> <li>• Time involved in process shortened.</li> <li>• Adoption of video Conferencing/Virtual Meetings.</li> <li>• Cost on transportation for travelling, resource time saved.</li> <li>• Centralized printing system with password for each official for better efficiency.</li> </ul>

iii)	In case of imported technology (imported during the last three years reckoned from the beginning of the financial year)	
a)	The details of technology imported	NA
b)	the year of import	NA
c)	Whether the technology been fully absorbed	NA
d)	If not fully absorbed, areas where absorption has not taken place, and the reasons thereof,	NA
iv)	The expenditure incurred on Research and Development	Study of EBSB Program with AICTE.

## C. Foreign Exchange Earnings and Outgo

### a. Earnings in Foreign Exchange (Rs. In lacs)

Particulars	March 31 2024	March 31 2023
Export of goods (Stock in trade)	8418.42	-
Revenue from Overseas	636.51	656.11
Education (Placement)		
Projects		
<b>Total</b>	<b>9054.93</b>	<b>656.11</b>

### b. Expenses in foreign currency (Rs. In lacs)

Particulars	March 31 2024	March 31 2023
Travelling(Foreign)	13.98	18.69
Expenditure in overseas education (placement) projects	63.17	141.58
Rent paid for Mauritius apartment	6.50	6.29
<b>Total</b>	<b>83.65</b>	<b>166.55</b>

**Annexure – VIII**
**ACHIEVEMENTS AGAINST MOU  
TARGETS FOR FY 2023-24**

S.No.	Name of Parameter	Unit	Weightage	Target 2023-24	Achievement 2023-24
1	Revenue from Operations	Rs. Cr.	33	542	655.84
2	EBITDA as % of Revenue	%	15	17.99	20.77
3	Return on Net Worth	%	15	30.20	33.99
4	Export/Income from Overseas	Rs. Cr.	10	45	90.55
5	Acceptance/Rejection of Invoices of Goods & Services through TReDS Portal within specified time	%	5	100	As per portal
6	Procurement form GeM as per approved Procurement plan	%	2	100	100
7	Trade Receivables as number of days from Revenue from Operations	Number of Days	5	90	70.88
8	Earning Per Share	Rs.	15	708	509.70*
		<b>Total</b>	<b>100</b>		

**Notes:**

- As per new guidelines from the FY 2022-23 MOU Evaluation will be done by DPE through MOU dashboard. The above are subject to MOU Evaluation by DPE.
- \* Achievement of EPS target is to be assessed based on outstanding Equity Shares as on 01/04/2023 which was ten lakh before issue of ten lakh Bonus Equity Shares during the Financial Year 2023-24.



## CERTIFICATE ON CORPORATE GOVERNANCE

(As per Clause 8.2.1 of the Guidelines on Corporate Governance for Central Public Sector Enterprises, 2010 issued by DPE)

To,  
The Members  
**EdCIL (INDIA) LIMITED**

**Registered Office:**

5<sup>th</sup> Floor, Vijaya Building  
Barakhamba Road  
New Delhi-110001

**Corporate office:**

18A, Sector-16A  
Noida-201301

We have examined the compliance of conditions of EdCIL (India) Limited (“the Company”) for the year ended March 31,2024 as stipulated in the Guidelines on Corporate Governance for Central Public Sector Enterprises, 2010 issued by Department of Public Enterprises, Ministry of Heavy Industries and Public Enterprises, Government of India (“DPE”) and annexure mentioned thereunder.

The compliance of conditions of Corporate Governance is the responsibility of management. Our examination was limited to the procedure and implementation thereof, adopted by the Company for ensuring the compliance of the conditions of Corporate Governance as stipulated in above mentioned Guidelines. It is neither an audit nor an expression of opinion on the financial statements of the Company.

In our opinion and to the best of our information and according to the explanation given to us, we certify that the Company has complied with the conditions of Corporate Governance as stipulated in DPE Guidelines

We further state that such compliance is neither an assurance as to the future viability of the Company nor efficiency or effectiveness with which the Management has conducted the affairs of the Company.

**For MNK and Associates LLP**

Company Secretaries  
FRN: L2018DE004900

**Sd/-**

**Mohd Nazim Khan**

(Designated Partner)

Practicing Company Secretary

FCS: 6529; CP-8245

UDIN: F006529F000588044

Peer Review Cert. No:671/2020

Place: New Delhi

Date: 19.06.2024

## BRIEF PROFILE OF DIRECTORS

### 1. Shri Manoj Kumar, CMD (DIN 08636099)

Shri Manoj Kumar has taken over charge as Chairman and Managing Director, EdCIL (A Mini Ratna Category-I CPSE, Govt. of India) on 01.12.2019. A graduate in Electrical Engineering from MNIT, Jaipur and an MBA from FMS, Delhi University; he also has been a member of Indian Engineering Services (IES) of 1994 batch. He has held several senior positions in various organizations prior to joining EdCIL, such as DMRC, Department of Telecom, Ministry of Communication & IT (Govt. of India) etc.



He brings with him extensive experience in strategy, management, project execution and evaluation, spanning across public sectors, autonomous bodies and different wings of Government. Shri Kumar has contributed to conceptualization, planning and execution of various mega projects of telecom sector as well as several DMRC projects.

During his tenure in DMRC, Shri Kumar made several strategic and cost-saving processes improvement resulting in development of internal competence and enabling the organisation to be self-dependent. He set an exemplary record of uninterrupted and efficient operation of services during the period.

He joined EdCIL as an Executive Director (Projects) on 01.08.2017 and was handling major business verticals including HR. He has focused his efforts in leading EdCIL towards progress and has been an integral part of EdCIL's revenue growth to Rs 439.10 crores in FY 22-23.

Shri Kumar envisages taking EdCIL to new heights and increases the revenue and make remarkable contribution in education sector of India.

### 2. Shri Govind Jaiswal, MoE Nominee Director (DIN 10431049)

Shri Govind Jaiswal is an IAS Officer who topped 48<sup>th</sup> rank in the 2006 IAS Examination. He is born in Varanasi, UP in 1983. He is a graduate from Harishchandra College Varanasi. He has worked in remote areas like Nagaland, Arunachal Pradesh where he worked in Rural development & other important sectors of Government of India. Previous to Education Ministry, he was Director, Public Health, Government of India and was in core team of Covid Management. Presently, he is a Joint secretary in the Ministry of Education and has joined on 24<sup>th</sup> July 2023.



### 3. Smt. Pratibha Parkar MEA Nominee Director (DIN 10624645)

Smt. Pratibha Parkar is an IFS Officer from Mumbai, India. She is currently posted in as Joint Secretary (Parliament and coordination) in MEA. Madam joined the Indian Foreign Service in the year 2000 and commenced her diplomatic career in the Embassy of India, Moscow. Later, she worked as First Secretary in the Embassy of India Jakarta, Indonesia and as Counsellor in the Permanent Mission of India to the United Nations in New York. She also worked in the Ministry of External Affairs in New Delhi as Under Secretary for Myanmar (2006-2008) and as Director for Bangladesh and Myanmar (2014-2017). She joined as Consul General of India at Frankfurt on 3 August 2017. Smt. Parkar is a post-graduate in History from University of Mumbai.



### 4. Shri Kannan Srikanth, Independent Director (DIN 09551423)

Shri Srikanth Karunesh, is an eminent creativity and communication professional. He is Post Graduate in Commerce from Madras University. He has been News Reader and Chief News Editor with SUN TV and Kalaingar TV Satellite Channel for 19 years. He has been Founder Secretary with DHARTI-Development of Handicrafts Artifacts Research and Training Institution for around 18 years. He is born on November, 1966 and is native of Pondicherry.



### 5. Hitesh Nag, Independent Director (DIN 09551307)

Shri Hitesh Nag is an eminent legal professional. He is Law and Arts Graduate from Himachal Pradesh University, Shimla. He is an leading advocate registered with Bar Association Palampur, Himachal Pradesh and has been practising since 2005. During his career as an advocate has dealt with many critical civil and criminal cases. He is born on October, 1980, a native of Palampur, Distt-Kangra, Himachal Pradesh.



### 6. Smt. Ramadevi Padakanti, Independent Director (DIN 06690089)

Smt. Ramadevi Padakanti is an eminent social activist. She has completed her academic education M.Sc., Ph.D in chemistry in the year 1997 from Osmania University. She also published in international journals and worked as a lecturer in A.V college. Subsequently, she seceded as a lecturer and began to involve in full time social activities and community services. She is now actively involved in social service and contributing significantly to the society by extending welfare activities to the villages and people. Smt. Ramadevi has been an Independent Director on the Board of EdCIL India Limited since 27/06/2022.



## Contracts or Arrangements with related parties U/s 188(1) Form AOC-2

**(Pursuant to clause (h) of sub-section (3) of section 134 of the Act and Rule 8(2) of the Companies (Accounts) Rules, 2014) (Year 2022-23)**

Form for disclosure of particulars of contracts/arrangements entered into by the company with related parties referred to in sub-section (1) of section 188 of the Companies Act, 2013 including certain arm's length transactions under third proviso thereto.

S. No.	Particular	Details
1	Details of contracts or arrangements or transactions not at arm's length basis	NIL
(a)	Name(s) of the related party and nature of relationship	NA
(b)	Nature of contracts/arrangements/transactions	NA
(c)	Duration of the contracts/arrangements/transactions	NA
(d)	Salient terms of the contracts or arrangements or transactions including the value, if any	NA
(e)	Justification for entering into such contracts or arrangements or transactions	NA
(f)	date(s) of approval by the Board	NA
(g)	Amount paid as advances, if any:	NA
(h)	Date on which the special resolution was passed in general meeting as required under first proviso to section 188	NA
2	Details of material contracts or arrangement or transactions at arm's length basis	NIL
(a)	Name(s) of the related party and nature of relationship	NA
(b)	Nature of contracts/arrangements/transactions	NA
(c)	Duration of the contracts/arrangements/transactions	NA
(d)	Salient terms of the contracts or arrangements or transactions including the value, if any:	NA
(e)	Date(s) of approval by the Board, if any:	NA
(f)	Amount paid as advances, if any:	NA

**INFORMATION AND DETAILS OF REMUNERATION ETC. OF MANAGERIAL PERSONNEL (RULE 5(2) OF THE COMPANIES ACT, 2013 READ WITH COMPANIES (Appointment and Remuneration of Managerial Personnel), Rule 2014.**

Sl. No.	Name	Desig./ Nature of Work	Remuneration received (Rs. in lakhs)	Nature of employment whether Contractual or otherwise	Qualification of the Employee	Experience of the Employee (in years)	Date of commencement of Employment	The Age of Employee as on 31 <sup>st</sup> March, 2024 (in yrs)	Last employment held before joining the Company	% of eq. shares held by the employee	Whether related to Dir./ Manager if so name of such dir/ Manager
(i)	(ii)	(iii)	(iv)	(v)	(vi)	(vii)	(viii)	(ix)	(x)	(xi)	(xii)
1	Manoj Kumar	CMD	75.08	REGULAR	B.Tech, MBA	28	01.08.2017	55	TERM, Ministry of Telecommunication	Nil	No
2	Dr. Chandrasekar Balakrishnan	ED	57.99	REGULAR	Ph.D	32	02.09.2021	58	Homi Bhabha National Institute	Nil	No
3	Sandeep Goel	CGM(F)	63.03	REGULAR	ICWA	32	15.11.2016	56	SAIL	Nil	No
4	Pradeep Kumar Singh Shishodia	CGM	51.29	REGULAR	B.E. (Civil), PG Diploma in Construction Management	32	03.10.2016	55	GANNON DUNKERLEY & Co Ltd.	Nil	No
5	K P S Shishodia	DGM	51.07	REGULAR	LLB, M.Com, PGDHRM	38	07.10.1998	59	CEL	Nil	No
6	M G Nandeesh Babu	DGM	47.84	REGULAR	BE (Civil), M.Tech	30	04.04.1996	55	Board of Apprentice Training	Nil	No
7	U S Gaikwad	GM	47.36	REGULAR	B.Com, LLB, Master of Labor studies, PGDHRM	32	18.06.2008	56	NSCFDC	Nil	No
8	Ratnesh Kumar	CGM	42.41	REGULAR	B.A. (Hons), PG Diploma in Personnel Management, MBA	32	22.08.2016	56	AIRCEL Ltd.	Nil	No
9	P Jayanthi	GM	41.77	REGULAR	M.Com, ICWA, IRCS certified Auditor/Lead Auditor	38	27.03.2008	59	NSIC	Nil	No
10	Manas Ranjan Behera	DGM	39.90	REGULAR	B.Com (Hons.), CA(Inter)	28	25-09-2000	56	NSIC	Nil	No

.....NIL.....



## FORM AOC- 1

**(Pursuant to first proviso to sub-section (3) of section 129 read with rule 5 of Companies (Accounts) Rules, 2014)**

**Statement containing salient features of the financial statement of subsidiaries or associate companies or Joint ventures**

### Part A Subsidiaries

**(Information in respect of each subsidiary to be presented with amounts in Rs.)**

1. S. No.	Subsidiary no. 1
2. Name of the subsidiary	EdCIL Vidyanjali Foundation
3. The date since when subsidiary was acquired	April 17, 2023
4. Reporting period for the subsidiary concerned, if different from the holding company's reporting period.	NA
5. Reporting currency and Exchange rate as on the last date of the relevant Financial year in the case of foreign subsidiaries.	INR
6. Share capital	Rs. 5,00,000
7. Reserves and surplus	Rs. -17,54,762
8. Total assets	Rs.13,53,900
9. Total Liabilities	Rs.13,53,900
10. Investments	0
11. Turnover	Rs.10,64,930
12. Profit before taxation	Rs.-17,54,762
13. Provision for taxation	0
14. Profit after taxation	Rs.-17,54,762
15. Proposed Dividend	0
16. Extent of shareholding (in percentage)	100%

#### Notes:

The following information shall be furnished at the end of the statement:

- Names of subsidiaries which are yet to commence operations : NA
- Names of subsidiaries which have been liquidated or sold during the year : NA

## SUMMARY OF PROJECTS

### PROMINENT PROJECTS OF DES DEPARTMENT FOR FY 2023-24

#### DES - Ongoing Project (Domestic)

S. No.	Name of Project	Name of the Client	Status
1.	Implementation of "Read to Me @ English learning software in 4000 ICT enabled Secondary Schools in Odisha	OSEPA	<ul style="list-style-type: none"> <li>Commissioning is completed.</li> <li>Project is under warranty phase.</li> </ul>
2.	Supply and Installation of 10 Nos. of smart classroom equipments for setting up of smart classrooms at schools in the Aspirational District (Siddhartha Nagar, U.P.)	IRCTC	<ul style="list-style-type: none"> <li>Commissioning is completed.</li> <li>Project is under warranty phase.</li> </ul>
3.	Setting of 14 Nos Digital Smart Classrooms in Government Schools near NTPC Ramagundam	NTPC	<ul style="list-style-type: none"> <li>Commissioning is completed.</li> <li>Project is under warranty phase.</li> </ul>
4.	Setting of Digital Smart Classrooms / BaLA Classes in Government Schools near NTPC Stations (Sipat)	NTPC	<ul style="list-style-type: none"> <li>Commissioning is completed.</li> <li>Project is under warranty phase.</li> </ul>
5.	Setting of Digital Smart Classrooms in 6 Schools and STEM Labs in 3 Schools near NTPC Unchahar	NTPC	<ul style="list-style-type: none"> <li>Commissioning is completed.</li> <li>Project is under warranty phase.</li> </ul>
6.	Supply and installation of 93 smart classrooms across Sundergarh, Mayurbhanj and Jhansuguada District under CSR of MCL	MCL	<ul style="list-style-type: none"> <li>Commissioning is completed.</li> <li>Project is under warranty phase.</li> </ul>
7.	Smart class and Interactive Board for BBPS NTPC Khargone	NTPC	<ul style="list-style-type: none"> <li>Commissioning is completed.</li> <li>Project is under warranty phase.</li> </ul>
8.	Supply Installation Testing and commissioning of Interactive Digital Board and accessories for B.N. Bidyapitha School Athagarh, NAC block, Cuttack district	NTPC	<ul style="list-style-type: none"> <li>Commissioning is completed.</li> <li>Project is under warranty phase.</li> </ul>
9.	Setting up of 390 Nos. of Smart Classrooms across 195 Schools in Jajpur, Odisha	DC, Jajpur, Odisha	<ul style="list-style-type: none"> <li>Commissioning is completed.</li> <li>Project is under warranty phase.</li> </ul>
10.	Installation Of Smart Classes For Improving Learning Levels Of Children Studying In The Nearby Schools At NtpcSingrauli STPP	NTPC	<ul style="list-style-type: none"> <li>Commissioning is completed.</li> <li>Project is under warranty phase.</li> </ul>

S. No.	Name of Project	Name of the Client	Status
11.	Setting Up Of Smart Class Under Cd Plan In Nearby Govt. Schools at NTPC Baranui TPP	NTPC	<ul style="list-style-type: none"> <li>Commissioning is completed.</li> <li>Project is under warranty phase.</li> </ul>
12.	Implementation of smart classes solutions under CSR of Nalco	NALCO	<ul style="list-style-type: none"> <li>Commissioning is completed.</li> <li>Project is under warranty phase.</li> </ul>
13.	Supply and installation of 40 smart classrooms across Jamtara District under CSR of CCL	CCL, Jamtara	<ul style="list-style-type: none"> <li>Commissioning is completed.</li> <li>Project is under warranty phase.</li> </ul>
14.	Installation of smart classes in NTPC SSTPS schools	NTPC	<ul style="list-style-type: none"> <li>Commissioning is completed.</li> <li>Project is under warranty phase.</li> </ul>
15.	Setting up 15 Smart Classroom Solution in Betul District, Odisha	WCL	<ul style="list-style-type: none"> <li>Commissioning is completed.</li> <li>Project is under warranty phase.</li> </ul>
16.	Smart class facilities & impact assessment in pav and nearby schools at NTPC AURAIYA GPS	NTPC	<ul style="list-style-type: none"> <li>Commissioning is completed.</li> <li>Project is under warranty phase.</li> </ul>
17.	Establishing Educational Infrastructure related to IT projects(Virtual Classroom) in 190 Schools across Nagaland under North East Special Infrastructure Development (NESIDS) Scheme	Education Department, Nagaland	<ul style="list-style-type: none"> <li>Commissioning is completed.</li> <li>Project is under warranty phase.</li> </ul>
18.	Implementation of Smart classroom in Balasore (Baleswar) District, Odisha under 5T program	Office of SoroMunicipality, Soro, Balasore	<ul style="list-style-type: none"> <li>Commissioning is completed.</li> <li>Project is under warranty phase.</li> </ul>
19.	Implementation of 390 Smart classroom in Jajpur District, Odisha under 5T program	District Administration, Jajpur	<ul style="list-style-type: none"> <li>Commissioning is completed.</li> <li>Project is under warranty phase.</li> </ul>
20.	Setting of Integrated Community Computer cum Projector along with multimedia educational content training & others under policy of improving learning under CSR of NTPC Sipat	NTPC Sipat	<ul style="list-style-type: none"> <li>Commissioning is completed.</li> <li>Project is under warranty phase.</li> </ul>
21.	Implementation of smart Classroom Solution in 1608 classrooms in 536 schools of Arunachal Pradesh under Pradhan Mantri Jan Vikas Karyakram (PMJVK).	Govt of AP, Social Justice Empowerment and Tribal Affairs	<ul style="list-style-type: none"> <li>Commissioning is completed.</li> <li>Project is under warranty phase.</li> </ul>
22.	Installation, Operationalization & Maintenance of Smart Classrooms in 4 Government Schools in targeted Villages for NTPC Korba	NTPC Korba	<ul style="list-style-type: none"> <li>Commissioning is completed.</li> <li>Project is under warranty phase.</li> </ul>

S. No.	Name of Project	Name of the Client	Status
23.	Implementation of Smart classroom in different District, of Odisha and Andhra Pradesh	NALCO	<ul style="list-style-type: none"> <li>Commissioning is completed.</li> <li>Project is under warranty phase.</li> </ul>
24.	Implementation of Smart classroom in Sadar, Balasore (Baleshwar) District, Odisha under 5T program	Panchayat Samiti Office, Sadar, Balasore	<ul style="list-style-type: none"> <li>Commissioning is completed.</li> <li>Project is under warranty phase.</li> </ul>
25.	Implementation of 130 Smart classroom in Jajpur District, Odisha under 5T program	District Administration, Jajpur	<ul style="list-style-type: none"> <li>Commissioning is completed.</li> <li>Project is under warranty phase.</li> </ul>
26.	Supply of integrated community computer cum projector (248 Classrooms)	District Project office, SS, Mayurbhanj	<ul style="list-style-type: none"> <li>Commissioning is completed.</li> <li>Project is under warranty phase.</li> </ul>
27.	Implementation of Smart classroom in Umaria District, M.P. under	SECL	<ul style="list-style-type: none"> <li>Commissioning is completed.</li> <li>Project is under warranty phase.</li> </ul>
28.	Implementation of smart classroom in 500 schools, Korba, Chhattishgarh	DEO, Korba	<ul style="list-style-type: none"> <li>Commissioning is completed.</li> <li>Project is under warranty phase.</li> </ul>
29.	Setting up smart classroom Solution in 61 Schools in Jajpur, Orissa under DMF, Jajpur, Orissa	DMF, Jajpur, Orissa	<ul style="list-style-type: none"> <li>Commissioning is completed.</li> <li>Project is under warranty phase.</li> </ul>
30.	Supply and installation of smart class in 25 schools of Dharwad	SAIL	<ul style="list-style-type: none"> <li>Commissioning is completed.</li> <li>Project is under warranty phase.</li> </ul>
31.	Implementation of Personalized Learning Programme using Connected Classroom Solution for Kendriya Vidyalayas under प्रधान Mantri Jan Vikas Karyakram (PMJVK) of Ministry of Minority Affairs.	Kendriya Vidyalaya Sangathan	<ul style="list-style-type: none"> <li>Commissioning is completed.</li> <li>Project is under warranty phase.</li> </ul>
32.	Installation, commissioning & Maintenance of Smart Classrooms Solution in 44 Schools under Bodoland Territorial Council.	BTC Kokrajhar	<ul style="list-style-type: none"> <li>Commissioning is completed.</li> <li>Project is under warranty phase.</li> </ul>
33.	Installation, operationalization and maintenance of 100 smartclassrooms solution in Govt school in various districts under RITES CSR Plan 2019-20	RITES Limited	<ul style="list-style-type: none"> <li>Commissioning is completed.</li> <li>Project is under warranty phase.</li> </ul>
34.	Connected Classroom	Department of Education, Govt. of NCT of Delhi	<ul style="list-style-type: none"> <li>Commissioning is completed.</li> <li>Project is under warranty phase.</li> </ul>

S. No.	Name of Project	Name of the Client	Status
35.	Providing Film Based Teaching (FBT) smart classes in 6 primary schools of PAV's of NTPC Tanda under Improving Learning Levels policy UNDER CSR FY 2023-2024	NTPC, Tanda	• In Execution Phase
36.	Setting-up 06 digital classrooms in Zila Parishad schools of nearby villages	NTPC, Mouda	• In Execution Phase
37.	Smart Class in Rural School Under CSR	NTPC, MEJA	• In Execution Phase
38.	Policy on improving learning outcomes of children studying in Government Schools in the Vicinity of NTPC Ramagundam under CSR-CD	NTPC, Ramagundam	• In Execution Phase
39.	Supply and Installation 200 Smart Classrooms In Government Schools Of Sambalpur district, Jharsuguda district and Sundargarh district	MCL	• In Execution Phase
40.	Supply order of 15 nos. of Smart Classrooms in 5 govt. high schools of Latehar district of Jharkhand in Magadh Sanghamitra area, CCL	CCL	• Commissioning is completed. • Project is under warranty phase.
41.	Setting up of Digital Classrooms cum Projector along with multimedia educational content & Power backup Solution in 20 classrooms of 19 Government Schools of nearby NTPC Sipat.	NTPC Sipat	• Commissioning is completed. • Project is under warranty phase.
42.	Implementation of Smart Digital Learning Platform with Impact assessment study	NLC	• In Execution Phase
43.	Installation of 18 Smart Classrooms under the CSR of WCL	Western Coalfields Limited	• Commissioning is completed. • Project is under warranty phase.
44.	Installation of 20 Nos. of Science, STEM Labs Class solution in Jharsuguada District	MCL	• Commissioning is completed. • Project is under warranty phase.
45.	Installation of 500 Smart classrooms in Assam	Samgra Shiksha, Assam	• Commissioning is completed. • Project is under warranty phase.
46.	Installation of Smart classroom in IIM Raipur	IIM Raipur	• Commissioning is completed. • Project is under warranty phase.
47.	Implementation of "Tinkering Labs with teachers' training & yearlong hand holding in 121 schools across Tripura	Samagra Shiksha, Tripura	• In Execution Phase



S. No.	Name of Project	Name of the Client	Status
48.	Setting up of "Science Centres, Atal Tinkering Labs, STEM Labs" in Government Schools of J&K	Samagra Shiksha, J&K	<ul style="list-style-type: none"> <li>In Execution Phase</li> </ul>
49.	VSK, NCERT	CIET, NCERT	<ul style="list-style-type: none"> <li>Commissioning is completed.</li> <li>Project is under warranty phase.</li> </ul>
50.	VSK, CBSE	CBSE	<ul style="list-style-type: none"> <li>Commissioning is completed.</li> <li>Project is under warranty phase.</li> </ul>
51.	VSK, Telangana	Department of School Education, Telangana	<ul style="list-style-type: none"> <li>Commissioning is completed.</li> <li>Project is under warranty phase.</li> </ul>
52.	VSK, Lakshadweep	Department of School Education, Lakshadweep	<ul style="list-style-type: none"> <li>In Execution Phase</li> </ul>
53.	VSK, Chandigarh	Department of School Education, Chandigarh	<ul style="list-style-type: none"> <li>In Execution Phase</li> </ul>
54.	VSK, Pondicherry	Department of School Education, Pondicherry	<ul style="list-style-type: none"> <li>Commissioning is completed.</li> <li>Project is under warranty phase.</li> </ul>
55.	VSK, Andaman & Nicobar	Department of School Education, Andaman & Nicobar	<ul style="list-style-type: none"> <li>In Execution Phase</li> </ul>
56.	Vidya Samiksha Kendra, Ladakh	Department of School Education, Ladakh	<ul style="list-style-type: none"> <li>In Execution Phase</li> </ul>
57.	IIM, Mumbai, ERP Project	IIM, Mumbai	<ul style="list-style-type: none"> <li>Implementation has started with new vendor</li> <li>Blueprint Finalized &amp; first phase of requirement gathering is going on.</li> </ul>
58.	IIM, Mumbai, Smart Campus Project	IIM, Mumbai	<ul style="list-style-type: none"> <li>Project was in implementation phase.</li> <li>Project is in final stage of handover to client.</li> </ul>
59.	IIM, Mumbai, FMS Project	IIM, Mumbai	<ul style="list-style-type: none"> <li>Working as per SLA</li> <li>Work Order shared to 3i Infotech for services other than networking</li> </ul>
60.	Kurukshetra University, ERP Project	Kurukshetra University	<ul style="list-style-type: none"> <li>Work is completed as per 65% stage</li> <li>Shared letter for project closure</li> </ul>
61.	Setup of Hindi Translation lab for MGAHV	MGAHV	<ul style="list-style-type: none"> <li>Work order awarded to M/s Akshara</li> <li>Kick off meeting is scheduled to be conducted</li> </ul>

S. No.	Name of Project	Name of the Client	Status
62.	IIM, Mumbai, ICT Phase 2	IIM, Mumbai	<ul style="list-style-type: none"> <li>Limited Tender is to be floated for implementation of Wi-Fi enabled hostels at IIM Mumbai</li> </ul>
63.	NIT Kurukshetra- Phase 1	NIT Kurukshetra	<ul style="list-style-type: none"> <li>Procurement of ICT Components completed</li> </ul>

### DES- Completed Project (Domestic)

S. No.	Name of Project	Name of the Client	Status
1.	Implementation of smart classrooms solution in 290 schools (500 Units) in Sikkim	Department of social justice, Empowerment, and welfare, Sikkim	Project Completed
2.	Smart Classroom Solution for improving learning outcomes & education quality through 'All in Devices' in 21 Secondary & Senior Secondary Class in East Singhbhum Distt. Jharkhand.	Hindustan Copper Limited	Project Completed
3.	Installation and commissioning of 100 smart classrooms in the state of Rajasthan under the CSR initiative of PGCIL	PGCIL	Project Completed
4.	Smart Classroom implementation in 4 schools near NTPC Dadri	NTPC Dadri	Project Completed
5.	Implementation of smart classrooms solution in 744 schools (1488 Units) in Assam	Directorate of CHAR Development Areas Assam, Govt. of Assam	Project Completed

### DES - Ongoing Project (International)

S. No.	Name of Project	Name of the Client	Status
1.	EDLP Phase-IV	Ministry of Education, Mauritius	Under Warranty/AMC support
2.	EDLP Phase-V	Ministry of Education, Mauritius	Under Warranty/AMC support
3.	Hosting of classroom management system (CMS) application on cloud server	Ministry of Education, Mauritius	In Execution Phase
4.	Braille Notes	Ministry of Education, Mauritius	Under Warranty/AMC support

### DES- Completed Project (International)

S.No.	Name of Project	Name of the Client	Status
1	EDLP Phase-II AMC support for 5 <sup>th</sup> year	Ministry of Education, Mauritius	Project Completed
2.	EDLP Phase-III	Ministry of Education, Mauritius	Project Completed

## SUMMARY OF PROJECTS ONGOING / COMPLETED DURING THE YEAR 2023-24 OF OVERSEAS EDUCATION SERVICES

(COUNTRY / CLIENTS NAME / PROJECT NAME / STATUS)

### Placement Projects:

S.No	Name of Country / State	Name of the Client	Name of the Project	Status of the Project
1	Nepal	Ministry of External Affairs, GOI	Placement of Nepalese students in EdCIL associated institutions in Under Graduate Programme such as B. Pharmacy, B.Sc (Nursing), Agriculture, Dairy Technology and Veterinary Programmes, B.Tech Programmes for 2020-21 Batch	Completed
2	Nepal	Ministry of External Affairs, GOI	Placement of Nepalese students in institutions empanelled under "Study In India" in Under Graduate Programme such as B. Pharmacy, B.Sc (Nursing), Agriculture, Dairy Technology and Veterinary Programmes, B.Tech Programmes for, 2021-22 Batch, 2022-23 Batch and 2023-24 Batch	Ongoing
3	Nepal	Ministry of External Affairs, GOI	Placement of Nepalese students in institutions empanelled under "Study In India" in various Post Graduate Programmes for 2022-23 Batch	Completed
4	Nepal	Ministry of External Affairs, GOI	Placement of Nepalese students in institutions empanelled under "Study In India" in various Post Graduate Programmes for 2023-24 Batch	Ongoing
5	All Countries of the world	Ministry of External Affairs, GOI	Placement of NRI/PIO/CIWG students and Disbursement of Scholarship to selected students for various under graduate Programmes under SPDC Scholarship scheme for 2021-22, 2022-23 and 2023-24 Batch	Ongoing
6	Syria	Ministry of External Affairs, GOI	Placement of Syrian students under Syria Scholarship Phase III and Phase IV in institutions empanelled under "Study In India" in various Under Graduate Programmes for 2023-24 Batch	Ongoing
7	Bhutan	Ministry of External Affairs, GOI	Recruitment of STEM teachers for Bhutan (Phase I)	Completed
8	Bhutan	Ministry of External Affairs, GOI	Recruitment of 100 STEM teachers for Bhutan (Phase II)	Ongoing
9	Sri Lanka	Ministry of External Affairs, GOI	Recruitment of Teacher Trainers for 'A' level and 'O' Level teachers of Sri Lanka	Ongoing
10	Fiji	Ministry of External Affairs, GOI	Recruitment of 3 TGT (Tamil) Teachers for Fiji	Ongoing

## SUMMARY OF PROJECTS COMPLETED / ONGOING DURING THE YEAR 2023-24 OF EDUCATIONAL INFRASTRUCTURE SERVICES & EDUCATIONAL PROCUREMENTS SERVICES

### National:-

#### A. Procurement State Level :-

##### On-Going

##### 1. In Different States:

- Setting-up of STEM labs in Schools identified by various **NTPC** Units (Unchahar, Sipat, Singrauli, Kawas, Koldametc.), under CSR initiatives.
- Setting up of Bala (Building as Learning Aids) Programme in Government Schools for **NTPC** Sipat and Koldam.
- Setting up activity / experiential based Learning Solutions for **NTPC** ANTA under CSR initiatives.
- Setting-up of STEM labs identified by **NSPCL** in school under CSR initiatives.
- Setting-up of STEM labs in Schools identified by **NLC India Ltd.** Latehar under CSR initiatives.
- Setting-up of STEM labs, Astronomy Lab, Tinkering Lab and Bala (Building as Learning Aids) Programme in Schools under CSR initiatives of **NPCIL** Banswara, Rajasthan Unit and NPCIL Chutka, Madhya Pradesh.

2. **NCERT:** Establishment of TSG with related activities for implementation of National Curriculum Framework.

3. **IGNOU:** HR and new establishment related Procurement Services in respect of Swayam and Swayam Prabha Projects.

4. **GeM :** Procurement through GeM for projects & EdCIL CSR Works.

##### Completed

##### 1. In Different States:

- Setting-up of STEM labs in Schools identified by various NTPC Units (Singrauli, Vindhyachal, Solapur, Unchahar&Sipat etc.) under CSR initiatives.
- Setting up of Bala (Building as Learning Aids) Programme in Government Schools for NTPC Sipat.
- Setting up activity / experiential based Learning Solutions for NTPC Anta Gas Power Station for 01 No. of School under CSR initiatives.

##### 2. Power Finance Corporation

- Procurement of various hygiene related items for the benefit of Sanitation workers in Municipal Corporation of Rourekela, Odhisa under PFC's CSR initiative.
- Up-gradation of 'Healthcare Services' and Providing Equipments for 'Free Community Kitchen' for The Kalgidhar Society, Baru Sahib, Sirmour, H.P.(TKS)' under PFC's CSR initiatives.

3. **Odisha:** Supply, Installation and Commissioning of Science Lab Equipment and Furniture Items for Odisha Adarsh Vidyalaya Sangathan, Odisha in 157 nos. OAV schools.

4. **Bangalore :** Establishment of Technical Support Group (TSG) for of National Curriculum Framework Committee for Bangalore under the NCERT.

## B. Institutional Development State Level :-

### On-Going

#### Leh-Ladakh :

- Architectural Planning for permanent campus of Sindhu Central University, Leh, Ladakh
- Setting up of Transit Campus for Sindhu Central University, Leh, Ladakh.
- Related Services and Coordination for Sindhu Central University, Leh, Ladakh.

### Completed

**Uttar Pradesh:** Construction of Multipurpose Hall at KHS, Agra (*Financial Closure*).

## C. Other Works:-

### On-Going

1. Higher Education Initiatives under Ministry of Education – EdCILVidyanjali Foundation Disbursement of Scholarship under Vidyanjali Scholarship Program.

### Completed

1. **Uttar Pradesh:** Kashi Tamil Sangamam Event organized by EdCIL during the month of December, 2023 at Varanasi for Government of India.



## SUMMARY OF PROJECTS COMPLETED / ONGOING DURING THE YEAR 2023-24 OF ADVISORY SERVICES:

### Domestic (Ongoing)

#### (State: Client Name, Project Name)

- New Delhi:** NCERT, Revised Cost Estimates (RCE) of Detailed Project Report for setting up of Regional Institute of Education (RIE) at Nellore, Andhra Pradesh.
- New Delhi:** Ministry of Education, Bid Management Process for STARS project under ADB.
- New Delhi:** Ministry of Education, Project Management Unit (PMU) for Social Media Management.
- New Delhi:** NBT, Setting up of Consulting- Project Management Unit (CPMU) for bringing financial sustainability to the New Delhi World Book Fair- 2023 (NDWBF) and other book fairs in India and abroad
- New Delhi:** Central Hindi Directorate (CHD), Third Party Evaluation of schemes for promotion of Hindi Language.
- Assam:** DEPwD, DPR for setting up of first of its kind in India, an University for Disability Studies and Rehabilitation Sciences at District Kamrup in Assam for DEPwD under Ministry of Social Justice and Empowerment
- Jammu & Kashmir:** IIM-Jammu, DPR for setting up of off-campus at Srinagar, first in the UT of Jammu and Kashmir.

### Domestic (Completed)

#### (State, Client Name, Project Name)

- NOIDA:** IIH DPR for Visionary restructuring of Indian Institute of Heritage (IIH).
- NOIDA:** JIIT DPR for Setting up of JIIT's Constituent College for Women at NOIDA, Uttar Pradesh.
- New Delhi:** Ministry of Education, Event Management for Akhil Bhartiya Shiksha Samagam (ABSS) and third anniversary of National Education Policy (NEP) held on 29<sup>th</sup> and 30<sup>th</sup> July 2023.
- Odisha:** Indian Council of Historical Research (ICHR), The Story of India's Partition (SOIP) Event held at Bhubaneswar in Odisha on 14-18 August 2023.
- Chennai:** IIT-Madras, Project Management Unit (PMU) for Media and related initiatives for Yuva Samagam event.
- Madhya Pradesh:** NTPC, Baseline study for setting up of smart class rooms at Singrauli plant of NTPC
- Uttar Pradesh:** NTPC, Baseline study for setting up of smart class-rooms at Rihand plant of NTPC
- Uttar Pradesh:** NTPC, Baseline study for setting up of smart class-rooms at Auriya plant of NTPC
- Ladakh:** MoE, DPR for setting up of Sindhu Central University, first extreme weather area and situated at highest altitude in Leh, UT of Ladakh

## SUMMARY OF PROJECTS COMPLETED / ONGOING DURING THE FINANCIAL YEAR 2023-24

### Online Testing and Assessment Services Division

#### (A) INTERNATIONAL

##### (i) Completed Projects:-

- 1) **Compex Nepal 2023-24:** Embassy of India, Nepal - Holding of Entrance Exam for selection of Nepalese Students for admission in various Indian Universities / Institutions for pursuing BE, B.Sc. (Nursing), B.Sc. (Agricultural), B.Sc. (Food & Technology), B. Pharma under the Scholarship scheme of Ministry of External Affairs, Govt. of India- 2023-24 – Completed

#### (B) NATIONAL

- 1) **Ahmedabad:**Space Applications Centre (SAC) - Conduct of CBT for recruitment to Executive cadre posts - **Completed.**
- 2) **Bhubaneswar:**Orissa Hydro Power Corporation (OHPC) – Conduct of CBT for recruitment to the posts of Crane Operator, DET (Electrical/Civil/Mechanical), Welder, Storekeeper & MT (Fin.) - **Completed.**
- 3) **Bhubaneswar:**Odisha Power Transmission Corporation (OPTCL) – Conduct of CBT for recruitment of MT (Fin.), MT (Law), MT/Telecom. & HR, JMT (Fin./Telecom.) -**Completed.**
- 4) **Bhubaneswar:**Odisha Adarsha Vidyalaya Sangathan (OAVS)– Conduct of CBT for recruitment of PGTs & TGTs -**Completed.**
- 5) **Bhubaneswar:**Odisha Lift Irrigation Corporation (OLIC) – Conduct of CBT for various posts -**Completed.**
- 6) **Bhubaneswar:**Odisha Construction Corporation Ltd. (OCCL) – Conduct of CBT for various posts-**Completed.**
- 7) **Bhubaneswar:**Odisha Mining Corporation Ltd. (OMCL) – Conduct of CBT for various posts-**Completed.**
- 8) **Bhubaneswar:**All India Institute of Medical Sciences (AIIMS) - Conduct of CBT for various posts-**Completed.**
- 9) **Bengaluru- ISRO Propulsion Complex (IPRC)** - Conduct of CBT for recruitment of Technician, Draughtsman, Technical Assistant & Driver– **Completed**
- 10) **Bengaluru- ISTRAC** (ISRO Telemetry, Tracking And & Command Network) - Conduct of CBT for recruitment of Technician, Draughtsman & Technical Assistant – **Completed**
- 11) **Chennai** – Airports Authority of India, Southern Region (AAI – SR) - Conduct of CBT for recruitment of Junior Assistant (Fire Service), Junior Assistant (Office), Senior Assistant (Accounts) and Senior Assistant (Official Language) – **Completed**
- 12) **Faridabad:**National Hydro Power Corporation (NHPC) – Conduct of Computer Based Test for the posts of Jr. Engineer - **Completed.**

- 13) **Hyderabad:** National Remote Sensing Centre (NRSC) - Conduct of Computer Based Test for various posts - **Completed.**
- 14) **Jabalpur:** Madhya Pradesh Power Generating Co. Ltd. (MPPGCL) - Conduct of CBT for recruitment to the posts of Assistant Engineer, Jr. Engineer- **Completed**
- 15) **Jaipur:** HPCL Rajasthan Refinery Ltd. (HRRL) - Conduct of CBT for recruitment to the posts of Executive Engineer (Civil/ Electrical)/Safety - **Completed**
- 16) **Kolkata** - West Bengal State Electricity Transmission Company Limited (WBSETCL) - Conduct of CBT for recruitment to various posts - **Completed**
- 17) **Lucknow:** *Uttar Pradesh Rajya Vidyut Utpadan Nigam Limited (UPRVUNL)* - Conduct of CBT for recruitment of Asstt. Engineer/Electrical/Electronics/Mechanical/Civil), Technician Grade-II, JE(Trainee-Civil/Pharmacist)- **Completed**
- 18) **Lucknow:** *Uttar Pradesh Power Corporation Limited (UPPCL)* - Conduct of CBT for recruitment of JE(Trainee-Civil)- **Completed.**
- 19) **Mumbai:** Hindustan Petroleum Corporation Ltd. (HPCL) - Conduct of CBT for recruitment of Technician, Operator etc. - **Completed.**
- 20) **Mumbai** - Airports Authority of India, (AAI-NR) - Conduct of CBT for recruitment of Jr. Executive (Air Traffic Control) - **Completed**
- 21) **Mumbai** - Cotton Corporation of India Limited (CCIL) - Conduct of CBT for recruitment to various posts - **Completed**
- 22) **Mumbai** - Khadi Village Industries Ltd. (KVIC) - Conduct of CBT for recruitment to various posts - **Completed**
- 23) **New Delhi** - National Council of Educational Research & Training (NCERT) - Conduct of CBT for recruitment to various posts- **Completed.**
- 24) **New Delhi** - Navodaya Vidyalaya Samiti (NVS)- Conduct of CBT for recruitment of LDCE and Non-Teaching posts- **Completed.**
- 25) **New Delhi** - Delhi Skill and Entrepreneurship University (DSEU) - Conduct of CBT for Diploma in Pharmacy - **Completed**
- 26) **New Delhi:** *Delhi Subordinate Services Selection Board (DSSSB)* - Conduct of CBT for recruitment of various categories of posts - **Completed.**
- 27) **New Delhi** - Centre for Railway Information Systems (CRIS) - Conduct of CBT for GATE examination - **Completed.**
- 28) **New Delhi** - Power Grid Corporation of India (PGCIL) - Conduct of CBT for recruitment to various posts - **Completed.**
- 29) **New Delhi** - Central Reserve Police Force (CRPF) - Conduct of CBT for Recruitment of Head Constable (Min) & ASI (Steno), Paramedic (Safai Karamchhari), Assistant Commandant, Tradesman, LDCE-GD, LDCE-ASI (HCM) - **Completed.**
- 30) **New Delhi** - Border Security Force (BSF) - Conduct of CBT for Recruitment of Head Constable (Radio Operator & Mechanic), Engineer, Sub-Inspector, Steno - **Completed.**

- 31) **New Delhi** – Sashastra Seema Bal (SSB) - Conduct of CBT for Recruitment of Constable non-GD cadre – **Completed.**
- 32) **New Delhi** – Indo Tibetan Border Police Force (ITBP) - Conduct of CBT for Recruitment of Asstt. Commandant, SI, Constable & HC (Steno) – **Completed.**
- 33) **New Delhi** – Central Industrial Security Force (CISF) - Conduct of CBT for Recruitment for the post of Constable (Fire) – **Completed.**
- 34) **New Delhi:** Territorial Army Commission, Directorate General Territorial Army (DGTA), Ministry of Defence- Conduct of CBT for recruitment to various posts – **Completed.**
- 35) **New Delhi:** Dedicated Freight Corridor Corporation of India Limited (DFCCIL) - Conduct of Departmental Examination for the posts of Executive/Electrical, Executive/S&T, J.Exec/ Elec, J.Exec/ S&T – **Completed.**
- 36) **New Delhi :** Delhi Development Authority (DDA) – Conduct of CBT for Recruitment of Assistant Director (Landscape), Junior Engineer (Civil /Electrical/Mechanical), Programmer, Junior Translator (Official Language) Planning Assistant – **Completed.**
- 37) **New Delhi** – Intelligence Bureau (IB) – Conduct of CBT for Recruitment of JIO-II, SA/MTS **Completed.**
- 38) **New Delhi** - Indian Agricultural Research Institute (IARI) – Conduct of CBT for recruitment of Assistant – **Completed.**
- 39) **New Delhi** - State Council of Educational Research & Training (SCERT) – Computer Based for the post of Editor, Hindi Translator. **Completed.**
- 40) **New Delhi**– Indian Army (IA) – Conduct of CBT for recruitment of various posts - **Completed.**
- 41) **New Delhi:** Dedicated Freight Corridor Corporation of India Limited (DFCCIL) - Conduct of CBT for recruitment various posts – **Completed**
- 42) **New Delhi:** National High Speed Rail Corporation Limited (NHSRCL) - Conduct of CBT for recruitment to the post of Assistant Manager, Jr. Manager, Jr. Engineer & Jr. Manager & Technician (S&T)– **Completed.**
- 43) **New Delhi:** NBCC (India) Limited - Conduct of CBT for recruitment to various posts – **Completed.**
- 44) **New Delhi:** Bharat Electronics Ltd. (BEL) - Conduct of CBT for recruitment to various posts – **Completed.**
- 45) **New Delhi:** RailTel Corporation of India Ltd. (RailTel) - Conduct of CBT for recruitment to various posts – **Completed.**
- 46) **New Delhi:** IRCON International Ltd. (IRCON) - Conduct of CBT for recruitment to various posts – **Completed.**
- 47) **Noida** - GAIL (India) Limited – Conduct of CBT for recruitment of Executive - **Completed.**
- 48) **Noida** – Bharat Heavy Electricals Limited (BHEL) – Conduct of CBT for recruitment for the post of Supervisor Trainee & Engineer Trainee - **Completed.**
- 49) **Noida** - Central Power Research Institute (CPRI) – Conduct of CBT for recruitment of Executive - **Completed.**

- 50) **Ranchi** - Central Coalfields Limited (CCL) - Conduct of CBT for recruitment of Assistant & Lift Operator- **Completed.**
- 51) **Chattisgarh**-South Eastern Coalfields Limited (SECL) - Conduct of Computer Based Test for various posts – **Completed.**
- 52) **Sriharikota** -Satish Dhawan Space Centre SHAR (SDSC SHAR) - Conduct of CBT for recruitment of Technician, Scientist and Technical Assistant – **Completed**
- 53) **Shimla** :SJVNL – Conduct of CBT for recruitment of Recruitment Jr. Field Engineer (Civil/Electrical/ Mechanical), Jr. Field Officer (HR) and (F&A) and**Completed.**
- 54) **Shimla** :Himachal Pradesh Rajya Chayan Aayog (HPRCA) – Conduct of CBT for recruitment of Recruitment to various posts.**Completed.**
- 56) **Singrauli** - Northern Coalfields Limited (NCL) – Conduct of CBT for recruitment to the post of Mining Sirdar in Technical and Supervisory Grade C, Surveyor in Technical and Supervisory Grade B. **Completed.**





**INDEPENDENT**

**AUDITOR'S**

**REPORT**

## INDEPENDENT AUDITOR'S REPORT

To the Members of  
**EdCIL (India) Limited**  
**Report on the Audit of the Standalone Financial Statements**

### Qualified Opinion

We have audited the Standalone financial statements of **EdCIL (India) Limited** ("the Company"), which comprise the Balance Sheet as at **31<sup>st</sup> March 2024**, the Statement of Profit and Loss (including Other Comprehensive Income), Statement of changes in equity, and Statement of Cash Flows for the year then ended, and Notes to the financial statements, including a summary of material accounting policies and other explanatory information (hereinafter referred to as 'the standalone financial statements').

In our opinion and to the best of our information and according to the explanations given to us, except for the effects of the matter described in the **Basis for Qualified Opinion** section of our report, the aforesaid standalone financial statements give the information required by the Companies Act, 2013 (the "Act") in the manner so required and give a true and fair view in conformity with the accounting principles generally accepted in India, of the state of affairs of the Company as at **31<sup>st</sup> March 2024** and its profit (financial performance including Other Comprehensive Income), Changes in equity and its cash flows for the year ended on that date.

### Basis for Qualified Opinion

We draw attention to the following matters:

- **Attention is invited to Note No. 48** on balance confirmation statements which contains the details of confirmation not received on the following financial statement line items.
- The balance confirmation of Trade receivable, Trade payables, Other long- & short-term

liabilities (EMDs/Retention money/Security deposits received from suppliers, Advances received against projects), Long & short terms loans and advances (Security deposit given, Advance to supplier) are subject to confirmation and reconciliation.

- ***The consequential impact thereof, if any, on the financial statements remains unascertained. In these circumstances we are unable to form our opinion on the above non-confirmed balances.***

We conducted our audit in accordance with the Standards on Auditing (SAs) specified under section 143(10) of the Companies Act, 2013. Our responsibilities under those Standards are further described in the Auditor's Responsibilities for the Audit of the Financial Statements section of our report. We are independent of the Company in accordance with the Code of Ethics issued by the Institute of Chartered Accountants of India together with the ethical requirements that are relevant to our audit of the financial statements under the provisions of the Companies Act, 2013 and the Rules thereunder, and we have fulfilled our other ethical responsibilities in accordance with these requirements and the Code of Ethics. We believe that the audit evidence we have obtained is sufficient and appropriate to provide a basis for our qualified opinion.

### Information Other than the Standalone Financial Statements and Auditor's Report Thereon

The Company's Board of Directors is responsible for the other information. The other information comprises the information included in the management Discussion and analysis, Board's Report, but does not include the financial statements and auditor's report thereon.

Our opinion on the financial statements does not cover the other information and we do not express any form of assurance conclusion thereon.

In connection with our audit of the financial statements, our responsibility is to read the other information and, in doing so, consider whether the other information is materially inconsistent with the financial statements, or our knowledge obtained in the audit or otherwise appears to be materially misstated.

If, based on the work we have performed, we conclude that there is a material misstatement of this other information, we are required to report that fact. We have nothing to report in this regard.

### **Responsibilities of Management and Those Charged with Governance for the Standalone Financial Statements**

The Company's Board of Directors is responsible for the matters stated in section 134(5) of the Companies Act, 2013 ("the Act") with respect to the preparation of these financial statements that give a true and fair view of the financial position, financial performance and cash flows of the Company in accordance with the accounting principles generally accepted in India, including the Indian accounting Standards specified under section 133 of the Act. This responsibility also includes maintenance of adequate accounting records in accordance with the provisions of the Act for safeguarding of the assets of the Company and for preventing and detecting frauds and other irregularities; selection and application of appropriate accounting policies; making judgments and estimates that are reasonable and prudent; and design, implementation and maintenance of adequate internal financial controls, that were operating effectively for ensuring the accuracy and completeness of the accounting records, relevant to the preparation and presentation of the financial statements that give a true and fair view and are free from material misstatement, whether due to fraud or error.

In preparing the financial statements, the Board of

Directors is responsible for assessing the Company's ability to continue as a going concern, disclosing, as applicable, matters related to going concern and using the going concern basis of accounting unless the Board of Directors either intends to liquidate the Company or to cease operations, or has no realistic alternative but to do so.

Those Board of Directors are also responsible for overseeing the Company's financial reporting process.

### **Auditor's Responsibilities for the Audit of the Standalone Financial Statements**

Our objectives are to obtain reasonable assurance about whether the financial statements as a whole are free from material misstatement, whether due to fraud or error, and to issue an auditor's report that includes our opinion. Reasonable assurance is a high level of assurance but is not a guarantee that an audit conducted in accordance with SAs will always detect a material misstatement when it exists. Misstatements can arise from fraud or error and are considered material if, individually or in the aggregate, they could reasonably be expected to influence the economic decisions of users taken on the basis of these financial statements.

As Part of an audit in accordance with SAs, we exercise professional judgement and maintain professional scepticism throughout the audit. We also:

- Identify and assess the risks of material misstatement of the Financial Statements, whether due to fraud or error, design and perform audit procedures responsive to those risks, and obtain audit evidence that is sufficient and appropriate to provide a basis for our opinion. The risk of not detecting a material misstatement resulting from fraud is higher than for one resulting from error, as fraud may involve collusion, forgery, intentional omissions, misrepresentations or the override of the internal control.
- Obtain an understanding of internal control relevant to the audit in order to design

audit procedures that are appropriate in the circumstances. Under section 143(3)(i) of the Companies Act, 2013, we are also responsible for expressing our opinion on whether the Company has adequate internal financial controls with reference to Financial Statements in place and the operating effectiveness of such controls.

- Evaluate the appropriateness of accounting policies used and the reasonableness of accounting estimates and related disclosures made by management.
- Conclude on the appropriateness of management's use of the going concern basis of accounting and, based on the audit evidence obtained, whether a material uncertainty exists related to events or conditions that may cast significant doubt on the Company's ability to continue as a going concern. If we conclude that a material uncertainty exists, we are required to draw attention in our auditor's report to the related disclosures in the Financial Statements or, if such disclosures are inadequate, to modify our opinion. Our conclusions are based on the audit evidence obtained up to the date of our auditor's report. However, future events or conditions may cause the Company to cease to continue as a going concern.
- Evaluate the overall presentation, structure and contents of the Financial Statements, including the disclosures, and whether the Financial Statements representing the underlying transactions and events in a manner that achieves fair representation.

We communicate with those charged with governance regarding, among other matters, the planned scope and timing of the audit and significant audit findings, including any significant deficiencies in internal control that we identify during our audit.

We also provide those charged with governance with a statement that we have complied with relevant ethical requirements regarding independence, and to communicate with them all relationships and other matters that may reasonably be thought to

bear on our independence, and where applicable, related safeguards.

### Report on Other Legal and Regulatory Requirements

1. As required by the Companies (Auditor's Report) Order, 2020 ("the Order"), issued by the Central Government of India in terms of sub-section (11) of section 143 of the Companies Act, 2013, we give in the **Annexure "A"** a statement on the matters specified in paragraphs 3 and 4 of the Order, to the extent applicable.
2. As required by Section 143(3) of the Act, we report that:
  - (a) We have sought except for the effects/ possible effects of the matters described in the Basis for Qualified Opinion section of our Report, and obtained all the information and explanations which to the best of our knowledge and belief were necessary for the purposes of our audit.
  - (b) In our opinion, except for the effects/ possible effects of the matters described in the Basis for Qualified Opinion section of our Report, proper books of account as required by law have been kept by the Company so far as it appears from our examination of those books.
  - (c) The Balance Sheet, the Statement of Profit and Loss (including Other Comprehensive Income), and the Statement of Cash Flow and Statement of Changes in Equity dealt with by this Report except for the effects/ possible effects of the matters described in the Basis for Qualified Opinion section of our Report are in agreement with the books of account.
  - (d) In our opinion, except for the effects/ possible effects of the matters described in the Basis for Qualified Opinion section of our Report the aforesaid financial statements comply with the Companies (Indian Accounting Standards) Rules 2015

- as amended specified under Section 133 of the Act, read with relevant rules issued thereunder.
- (e) In terms of notification No. GSR 463 (E) dated 05.06.2015 issued by Ministry of Corporate Affairs, Government of India, provisions of sub section 2 of Section 164 of the Act, are not applicable to the Company, being a Government Company.
- (f) With respect to the adequacy of the internal financial controls over financial reporting of the Company and the operating effectiveness of such controls, refer to our separate Report in **Annexure "B"**.
- (g) As per Notification No. GSR 463E dated 5<sup>th</sup> June 2015 issued by Ministry of Corporate Affairs, the provisions of Section 197 of the Companies Act, 2013 is not applicable to the Government Companies. Accordingly, reporting in accordance with requirements of provisions of section 197(16) of the act is not applicable on the company
- (h) With respect to the other matters to be included in the Auditor's Report in accordance with Rule 11 of the Companies (Audit and Auditors) Rules, 2014, in our opinion and to the best of our information and according to the explanations given to us: -
- i. The Company has disclosed the impact of pending litigations on its financial position in its financial statements – Refer Note 44 to the financial statements.
  - ii. The Company did not have any long-term contracts including derivative contracts for which there were any material foreseeable losses.
  - iii. There were no amounts which were required to be transferred to the Investor Education and Protection Fund by the Company.
- iv. (a) The Management has represented that, to the best of its knowledge and belief, no funds ( which are material either individually or in aggregate) have been advanced or loaned or invested (either from borrowed funds or share premium or any other sources or kind of funds) by the company to or in any other person or entity, including foreign entity ("intermediaries"), with the understanding, whether recorded in writing or otherwise, that the Intermediaries shall, whether directly or indirectly lend or invest in other persons or entities identified in any manner whatsoever by or on behalf of the Company ("Ultimate Beneficiaries") or provide any guarantee, security or the like on behalf of the Ultimate Beneficiaries;
- (b) The Management has represented that, to the best of its knowledge and belief , no funds (which are material either individually or in aggregate) have been received by the company from any person or entity, including foreign entities ("Funding Parties"), with the understanding, whether recorded in writing or otherwise, that the Intermediaries shall, weather directly or indirectly lend or invest in other persons or entities identified in any manner whatsoever by or on behalf of the Funding Parties ("Ultimate Beneficiaries") or provide any guarantee, security or the like on behalf of the Ultimate Beneficiaries;
- (c) Based on the audit procedures that have been considered reasonable and appropriate in the circumstances, nothing has come to our notice that has caused us to believe that the representations under sub-clause (i) and (ii) of Rule 11(e) as provided under (a) and (b) above, contain any material misstatement.



- v. The final dividend paid by the Company during the year, in respect of the same declared for the previous year is in accordance with Section 123 of the Act to the extent it applies to payment of dividend.

As stated in Note 63 to the standalone financial statements, the Board of Directors of the Company has proposed final dividend for the year 2023-24 which is subject to the approval of the members at the ensuing Annual General Meeting. The dividend declared is in accordance with Section 123 of the Act to the extent it applies to declaration of dividend.

- vi. "Based on our examination which included test checks, the Corporate Office at EdCIL House, 18-A, Sector-16-A, Noida of the company has used an accounting software for maintaining its books of account which has a feature of recording audit trail (edit log) facility and the same has operated throughout the year for all relevant transactions recorded in the software. Further, during the course of our audit we did not come across any instance of audit trail feature being tampered with."

"As the proviso to Rule 3(1) of the Companies (Accounts) Rules 2014 is applicable from 1<sup>st</sup> April 2024, reporting under Rule 11(g) of the Companies (Audit and Auditors) Rules 2014 on preservation of audit trail as per statutory requirements for record retention is not applicable for the financial year ending 31<sup>st</sup> March 2024."

Further, based on our examination which included test checks and information given to us, the Registered Office at 5<sup>th</sup> Floor, Vijaya Building, Barakhamba Road, New Delhi of the Company has used an accounting software's for maintaining its books of account, which did not have a feature of recording audit trail (edit log) facility throughout the year for all relevant transactions recorded in the respective software's, hence we are unable to comment on audit trail feature of the said software.

3. With respect to the report pursuant to directions issued by the Comptroller and Auditor General of India u/s 143(5) of Companies Act, 2013 for the year ended **31<sup>st</sup> March 2024**. Refer to our separate Report in **Annexure "C"**.

for **O. Aggarwal & Co.**  
Chartered Accountants  
FRN: 005755N

Sd/-  
**CA. O.P. Aggarwal**  
(Partner)

(Membership No. 083862)  
UDIN: 24083862BJZYJZ9692

Place: Noida  
Date: 19.06.2024

## ANNEXURE “A” TO THE INDEPENDENT AUDITOR’S REPORT ON THE AUDIT OF FINANCIAL STATEMENTS

**Annexure referred to in Paragraph “1” under our ‘Report on Other Legal and Regulatory Requirements’ section of our report of even date to the members of EdCIL (India) Limited on the Standalone Financial Statements for the year ended 31<sup>st</sup> March 2024.**

- i) (a) (A) The Company has maintained proper records showing full particulars, including quantitative details and situation of Property, Plant and Equipment.
- (B) The Company has maintained proper records showing full particulars of intangible assets.
- (b) The Company has a program of verification of Property, Plant and Equipment to cover all the items once in a year, which in our opinion is reasonable having regard to the size of the Company and the nature of its assets. In our opinion, and according to the information and explanations provided to us, the discrepancies observed were not material and have been appropriately accounted for in the books
- (c) According to information & explanation provided to us and on the basis of records of the company the title deeds of all immovable properties (other than properties where company is lessee & lease agreements duly executed in favour of the lessee) disclosed in the financial statements are held in the name of company.
- (d) According to the information and explanations given to us and on the basis of our examination of the records of the company, the Company has not revalued its Property, Plant and Equipment (including Right of Use assets) during the year.
- (e) No proceedings have been initiated during the year or are pending against the
- Company as at March 31, 2024 for holding any benami property under the Benami Transactions (Prohibition) Act, 1988 (45 of 1988) and rules made thereunder.
- ii) (a) In our opinion and according to the information and explanations given to us, the company has maintained proper records of its Inventories, however no physical verification were carried out during the year under audit being company does not have inventory at its place, Further, this year company has stock in transit & stock at customer site at the year end.
- (b) The Company has not been sanctioned working capital limits in excess of ₹ 5 crore, in aggregate, at any points of time during the year, from banks or financial institutions on the basis of security of current assets, hence reporting under clause 3(ii) (b) of the Order is not applicable to the company.
- iii) According to information & explanation given to us the company has not granted any loans secured or unsecured to companies, firms or other parties covered in register-maintained u/s189 of Companies Act, 2013. Accordingly, provisions of clauses 3(iii)(a), 3(iii)(c), 3(iii)(d), 3(iii) (e) and 3(iii)(f) of the order are not applicable to the company, however, during the year under audit company has made investment in its wholly owned subsidiary company(section 8 company).
- iv) In our opinion and according to the information and explanations given to us, the company has complied with the provisions of section 185 and 186 of the Companies Act in respect of Investments made in wholly owned subsidiary (section 8) company, however no loans advanced to subsidiary/associate companies. The company has not given guarantee or provided any security to any other party covered under section 185 and 186 of the Act.

- v) According to the information and explanations given to us and on the basis of our examination of the records of the company, the company has not accepted any deposits within the meaning of Companies Acceptance of Deposits Rules, 2014 (as amended), accordingly the provisions of clause 3(v) of the order is not applicable.
- vi) In our opinion and according to the information and explanations given to us, the maintenance of cost records has not been specified by the Central Government under sub-section (1) of section 148 of the Companies Act, 2013, for any of the activities of the company, hence reporting under clause 3(vi) of the Order is not applicable.
- vii) According to the information and explanations given to us and according to the books and records as produced and examined by us, in our opinion
- a) The company is generally regular in depositing undisputed statutory dues including Goods and Services Tax, provident fund, employees' state insurance, income-tax, duty of customs, cess and any other statutory dues applicable to it to the appropriate authorities. According to the information and explanations given to us there are no arrears of outstanding statutory dues as on 31<sup>st</sup> March 2024 for a period of more than six months from the date they became payable, except TDS demand and Labour welfare cess details are as under.
- b) According to the information and explanations given to us and on the basis of our examination of the books of account, no disputed amounts payable in respect of provident fund, income tax, sales tax, service tax, duty of customs, GST/value added tax, cess and other statutory dues.
- viii) In our opinion and according, to the information and explanations given to us, there were no transactions which have not been recorded in the books of account and have been surrendered or disclosed as income during the year in the tax assessments under the Income Tax Act, 1961 (43 of 1961).
- ix) Company has neither taken any loans or borrowings, hence reporting under clause 3(ix) of the Order is not applicable on the company
- x) (a) On the basis of the Examination of records and according to the information and explanation given to us, the company has not raised any money by way of initial public offer or further public offer (including debt instruments), accordingly Para 3(x)(a) of the Order is not applicable.
- (b) On the basis of the Examination of records and according to the information and explanation given to us, the company has

Name of the Statute	Nature of the Dues	Amount (Rs.)	Period To which The amount relates(F.Y.)	Due Date	Date of Payment	Remarks, if any
Income Tax Act 1961	TDS	37074.00	2024-24	Expired	Not Paid	Undisputed raised
Income Tax Act 1961	TDS	3042.12	2023-23	Expired	Not Paid	Undisputed raised
Income Tax Act 1961	TDS	16697.04	2022-22	Expired	Not Paid	Undisputed raised
Income Tax Act 1961	TDS	36219.83	2020-21	Expired	Not Paid	Undisputed raised
Income Tax Act 1961	TDS	600971.52	Prior to 2020-21	Expired	Not Paid	Undisputed raised
Labour Act	Labour Welfare Cess	7466.00 ( More than 6 months) & Rs.16603.00 for less than 6 months	F.Y.2024-24	Expired	Not Paid	Undisputed raised

- not made any preferential allotment or private placement of shares or convertible debentures (fully or partially or optionally convertible) during the year, accordingly Para 3(x)(b) of the Order is not applicable.
- xi) (a) No fraud by the Company and no material fraud on the Company has been noticed or reported during the year, hence reporting under clause 3(xi)(a) of the Order is not applicable.
- (b) No report under sub-section (12) of section 143 of the Companies Act has been filed in Form ADT-4 as prescribed under rule 13 of Companies (Audit and Auditors) Rules, 2014 with the Central Government.
- (c) according to the information and explanations given to us, the company has not received any whistle blower complaints during the year.
- xii) The Company is not a Nidhi Company and hence reporting under clause (xii) of the Order is not applicable.
- xiii) In our opinion, all transactions with the related parties are in compliance with sections 177 and 188 of Companies Act where applicable and the details have been disclosed in the financial statements, etc., as required by the applicable accounting standards.
- xiv) (a) In our opinion the Company has an internal audit system commensurate with the size and the nature of its business.
- (b) We have considered, the internal audit reports for the year under audit, issued to the Company during the year and till date, in determining the nature, timing and extent of our audit procedures.
- xv) In our opinion during the year the Company has not entered into any non-cash transactions with its Directors or persons connected with him, hence reporting requirements for compliance of provisions of section 192 of the Companies Act, 2013 are not applicable to the Company.
- xvi) (a) In our opinion, the Company is not required to be registered under section 45-IA of the Reserve Bank of India Act, 1934. Hence, reporting under clause 3(xvi)(a) of the Order is not applicable.
- (b) In our opinion, the company has not conducted any Non-Banking Financial or Housing Finance activities during the year.
- (c) In our opinion, the company is not a Core Investment Company (CIC) as defined in the regulations made by the Reserve Bank of India.
- (d) In our opinion, there is no core investment company within the Group (as defined in the Core Investment Companies (Reserve Bank) Directions, 2016) and accordingly reporting under clause 3(xvi)(d) of the Order is not applicable.
- xvii) The Company has not incurred cash losses during the financial year and in the immediately preceding financial year.
- xviii) There has been no resignation of the statutory auditors of the Company during the year.
- xix) On the basis of the financial ratios, ageing and expected dates of realisation of financial assets and payment of financial liabilities, other information accompanying the financial statements, our knowledge of the Board of Directors and management plans, we are of the opinion that no material uncertainty exists as on the date of the audit report that company is capable of meeting its liabilities existing at the date of balance sheet as and when they fall due within a period of one year from the balance sheet date. We, however, state that this is not an assurance as to the future viability of the Company. We further state that our reporting is based on the facts up to the date of the audit report and we neither give any guarantee nor any assurance that all liabilities falling due within a period of one year from the balance sheet date, will get discharged by the Company as and when they fall due.
- xx) (a) There are no unspent amounts towards Corporate Social Responsibility (CSR) on other than ongoing projects requiring a transfer to a Fund specified in Schedule VII

to the Companies Act in compliance with second proviso to sub-section (5) of Section 135 of the said Act. Accordingly, reporting under clause 3(xx)(a) of the Order is not applicable for the year.

- (b) For the year, the Company does not have any amount remaining unspent under sub-

section (5) of section 135 of the Companies Act, pursuant to any ongoing project. Accordingly, reporting under clause 3(xx)(b) of the Order is not applicable for the year.

for **O. Aggarwal & Co.**  
Chartered Accountants  
FRN: 005755N

Sd/-  
**CA. O.P. Aggarwal**  
(Partner)

(Membership No. 083862)  
UDIN: 24083862BJZYJZ9692

Place: Noida  
Date: 19.06.2024



## ANNEXURE “B” TO THE INDEPENDENT AUDITOR’S REPORT ON THE OF EVEN DATE ON THE FINANCIAL STATEMENTS OF EDCIL (INDIA) LIMITED.

### Report on the Internal Financial Controls under Clause (i) of Sub-section 3 of Section 143 of the Companies Act, 2013 (“the Act”).

We have audited the internal financial controls over financial reporting of **EdCIL (India) Limited** (“the Company”) as of **March 31, 2024** in conjunction with our audit of the financial statements of the Company for the year ended on that date.

### Management’s Responsibility for Internal Financial Controls

The respective Board of Director of the Company is responsible for establishing and maintaining internal financial controls based on the internal control over financial reporting criteria established by the Company considering the essential components of internal control stated in the Guidance Note on Audit of Internal Financial Controls over Financial Reporting issued by the Institute of Chartered Accountants of India (ICAI). These responsibilities include the design, implementation and maintenance of adequate internal financial controls that were operating effectively for ensuring the orderly and efficient conduct of its business, including adherence to company’s policies, the safeguarding of its assets, the prevention and detection of frauds and errors, the accuracy and completeness of the accounting records, and the timely preparation of reliable financial information, as required under the Companies Act, 2013.

### Auditors’ Responsibility

Our responsibility is to express an opinion on the Company’s internal financial controls over financial reporting based on our audit. We conducted our audit in accordance with the Guidance Note on Audit of Internal Financial Controls Over Financial Reporting (the “Guidance Note”) and the Standards

on Auditing, issued by ICAI and deemed to be prescribed under section 143(10) of the Companies Act, 2013, to the extent applicable to an audit of internal financial controls, both applicable to an audit of Internal Financial Controls and, both issued by the Institute of Chartered Accountants of India. Those Standards and the Guidance note require that we comply with ethical requirements and plan and perform the audit to obtain reasonable assurance about whether adequate internal financial controls over financial reporting was established and maintained and if such controls operated effectively in all material respects.

Our audit involves performing procedures to obtain audit evidence about the adequacy of the internal financial controls system over financial reporting and their operating effectiveness. Our audit of internal financial controls over financial reporting included obtaining an understanding of internal financial controls over financial reporting, assessing the risk that a material weakness exists, and testing and evaluating the design and operating effectiveness of internal control based on the assessed risk. The procedures selected depend on the auditor’s judgement, including the assessment of the risks of material misstatement of the financial statements, whether due to fraud or error.

We believe that the audit evidence we have obtained is sufficient and appropriate to provide a basis for our audit opinion on the Company’s internal financial controls system over financial reporting.

### Meaning of Internal Financial Controls Over Financial Reporting

A company’s internal financial control over financial reporting is a process designed to provide reasonable assurance regarding the reliability of financial reporting and the preparation of financial

statements for external purposes in accordance with generally accepted accounting principles. A company's internal financial control over financial reporting includes those policies and procedures that

- (1) pertain to the maintenance of records that, in reasonable detail, accurately and fairly reflect the transactions and dispositions of the assets of the company.
- (2) provide reasonable assurance that transactions are recorded as necessary to permit preparation of financial statements in accordance with generally accepted accounting principles, and that receipts and expenditures of the company are being made only in accordance with authorisations of management and directors of the company; and
- (3) provide reasonable assurance regarding prevention or timely detection of unauthorised acquisition, use, or disposition of the company's assets that could have a material effect on the financial statements.

### Inherent Limitations of Internal Financial Controls Over Financial Reporting

Because of the inherent limitations of internal financial controls over financial reporting, including the possibility of collusion or improper management override of controls, material misstatements due to error or fraud may occur and not be detected. Also, projections of any evaluation of the internal financial controls over financial reporting to future periods are subject to the risk that the internal financial

control over financial reporting may become inadequate because of changes in conditions, or that the degree of compliance with the policies or procedures may deteriorate.

### Opinion

In our opinion, to the best of our information and according to the explanations given to us, the Company has, in all material respects, an adequate internal financial controls system over financial reporting and such internal financial controls over financial reporting were operating effectively as at March 31, 2024, based on "the internal control over financial reporting criteria established by the Company considering the essential components of internal control stated in the Guidance Note on Audit of Internal Financial Controls Over Financial Reporting issued by the Institute of Chartered Accountants of India". However, we noticed that

- a) Process of obtaining balance confirmation and Reconciliations with the parties needs improvement, as during year under audit company could obtained confirmations only for Rs.11120.07 Lakhs (28.21%) out of Total Rs.39415.89 Lakhs, please refer Note No 48 of Notes to Accounts
- b) We have noticed that company is using accounting software (Tally Prime- ERP 9) in Finance Department. However, Finance Department & operational department are not integrated with each other. Further, Books of Branch office, Delhi is not integrated with Head Office Accounting Software.

for **O. Aggarwal & Co.**  
Chartered Accountants  
FRN: 005755N

Sd/-  
**CA. O.P. Aggarwal**  
(Partner)

(Membership No. 083862)  
UDIN: 24083862BJZYJZ9692

Place: Noida  
Date: 19.06.2024

## ANNEXURE “C” TO THE INDEPENDENT AUDITOR’S REPORT OF EVEN DATE ON THE STANDALONE FINANCIAL STATEMENTS OF EDCIL (INDIA) LIMITED.

Directions indicating the areas to be examined by the Statutory Auditors during the course of audit of annual accounts for the year 2023-24 issued by the Comptroller and Auditor General of India under section 143(5) of the Companies Act, 2013.

S. No.	Directions	Reply	Impact on Financial Statements
I	Whether the company has system in place to process all the accounting transactions through IT system? If yes, the implications of processing of accounting transactions outside IT system on the integrity of the accounts along with the financial implications, if any, may be stated.	Yes, the company has system in place to process all the accounting transactions through IT system. Accounting software, Tally Prime- ERP 9 is being used, however, same is not integrated with the business operations and branch office. ERP is required for Recognition of revenue and expenditure on Projects. It has been done through Microsoft Office – excel, manually.	NIL
II	Whether there is any restructuring of an existing loan or cases of waiver/write off of debts/loans/interest etc. made by a lender to the company due to the company’s inability to repay the loan? If yes, the financial impact may be stated. Whether such cases are properly accounted for? (In case, lender is a government company, then this direction is also applicable for statutory auditor of lender company).	Company has not obtained any loans from any lenders, hence this point is not applicable in the case of the company.	NIL
III	Whether funds (grants/subsidy etc.) received/receivable for specific schemes from Central/State Government or its agencies were properly accounted for/ utilized as per its term and conditions? List the cases of deviation	Based on our audit procedures carried out and as per the information and explanations given to us and based on our examination of records funds received/receivable for specific schemes from central/ state agencies utilized as per the respective terms and conditions.	NIL

for **O. Aggarwal & Co.**  
Chartered Accountants  
FRN: 005755N

Sd/-  
**CA. O.P. Aggarwal**  
(Partner)

(Membership No. 083862)  
UDIN: 24083862BJZYJZ9692

Place: Noida  
Date: 19.06.2024

**EdCIL (India) Limited**  
**CIN: U74899DL1981GOI011882**  
**BALANCE SHEET AS AT 31<sup>ST</sup> MARCH, 2024**

(All amounts in INR Lakhs, unless otherwise stated)

Particulars	Note No.	As at March 31, 2024	As at March 31, 2023	As at March 31, 2022
<b>A. ASSETS</b>				
<b>1. Non-current assets</b>				
Property, plant and equipment	4	3,806.72	3,852.87	3,882.52
Right of use assets	5	311.16	316.35	321.54
Intangible assets under development	6	-	-	0.63
Intangible assets	7	2.05	2.68	5.82
Financial assets				
a) Loans	8	20.41	8.25	11.85
b) Investments in Subsidiary Company	9	5.00	-	-
c) Other financial assets	10	236.53	513.39	405.64
Deferred tax assets (net)	11	657.66	602.42	606.20
Other non-current assets	12	4,280.71	1,388.54	1,597.83
<b>Total non-current assets</b>		<b>9,320.24</b>	<b>6,684.50</b>	<b>6,832.03</b>
<b>2. Current assets</b>				
Inventories	13	935.42	306.08	-
Financial assets				
a) Trade receivables	14	12,736.29	19,618.51	14,642.11
b) Cash and cash equivalents	15	9,794.64	3,780.07	9,433.34
c) Bank balance other than cash and cash equivalents	16			
Bank balances (free from all encumbrances)		22,700.00	15,883.63	13,933.63
Bank balances (lien and earmarked)		10,197.41	19,760.89	11,014.83
d) Loans	17	45.13	34.20	37.74
e) Other financial assets	18	717.94	520.24	969.71
Current tax assets (net)	19	-	37.05	1,131.52
Other current assets	20	7,238.46	12,016.89	6,434.93
<b>Total current assets</b>		<b>64,365.29</b>	<b>71,957.56</b>	<b>57,597.81</b>
<b>Total Assets</b>		<b>73,685.53</b>	<b>78,642.06</b>	<b>64,429.84</b>
<b>B. EQUITY AND LIABILITIES</b>				
<b>3. Equity</b>				
Equity share capital	21			
Other equity	22	2,000.00	1,000.00	1,000.00
		31,978.80	24,860.19	19,931.53
<b>Total equity</b>		<b>33,978.80</b>	<b>25,860.19</b>	<b>20,931.53</b>

Particulars	Note No.	As at March 31, 2024	As at March 31, 2023	As at March 31, 2022
<b>Liabilities</b>				
<b>4. Non-current liabilities</b>				
Financial liabilities				
a) Lease liabilities	23	346.02	333.38	321.54
b) Other financial liabilities	24	19.57	20.87	42.81
Long-term provisions	25	1,044.31	960.46	788.87
Other non current liabilities	26	691.53	485.78	710.05
<b>Total Non-current liabilities</b>		<b>2,101.43</b>	<b>1,800.49</b>	<b>1,863.27</b>
<b>5. Current liabilities</b>				
Financial liabilities				
a) Lease liabilities	27	-	-	-
b) Trade payables	28			
Outstanding dues to micro enterprises and small enterprises		326.00	1,816.36	443.71
Others		12,432.98	16,339.23	18,266.28
c) Other financial liabilities	29	11,853.84	9,482.13	8,344.58
Other current liabilities	30	12,211.40	22,650.19	13,893.69
Short-term provisions	31	781.08	693.47	686.78
<b>Total current liabilities</b>		<b>37,605.30</b>	<b>50,981.38</b>	<b>41,635.04</b>
<b>TOTAL EQUITY AND LIABILITIES</b>		<b>73,685.53</b>	<b>78,642.06</b>	<b>64,429.84</b>
<b>The accompanying notes no. 1 to 66 are an integral part of the financial statements.</b>				

As per our audit report of even date  
For **For O . Aggarwal & Co.**  
Chartered Accountants  
FRN: 005755N

**Sd/-**  
**Sandeep Goel**  
CGM (Finance) & CFO

**Sd/-**  
**Devendra Kumar Sharma**  
Company Secretary

**Sd/-**  
**O. P. Aggarwal**  
Partner  
Membership No.: 083862

**For and on behalf of the Board of Directors of EdCIL (India) Limited**

**Sd/-**  
**Manoj Kumar**  
Chairman & Managing Director  
DIN:08636099

**Sd/-**  
**Kannan Srikanth**  
Independent Director  
DIN: 09551423

Place: Noida  
Date: 19.06.2024  
UDIN: 24083862BJZYJZ9692



**EdCIL (India) Limited**  
**CIN: U74899DL1981GOI011882**

## STATEMENT OF PROFIT AND LOSS FOR THE YEAR ENDED 31<sup>ST</sup> MARCH, 2024

(All amounts in INR Lakhs, unless otherwise stated)

S. No.	Particulars	Note No.	For the year ended March 31, 2024	For the year ended March 31, 2023
<b>I</b>	<b>REVENUE</b>			
	Revenue from operations	32	65,584.58	43,984.30
	Other income	33	1,710.65	1,173.37
	<b>Total Income (I+II)</b>		<b>67,295.23</b>	<b>45,157.67</b>
<b>II</b>	<b>Expenses</b>			
	Cost of Operations	34	36,353.81	29,599.01
	Purchase of stock-in-trade	35	13,714.80	3,433.62
	Changes in inventories of finished goods, work in progress and stock in trade	36	(629.34)	(306.08)
	Employee benefit expenses	37	2,804.92	2,673.67
	Finance cost	38	194.61	21.96
	Depreciation and amortization	39	92.99	90.11
	Other expenses	40	930.40	619.64
	Corporate social responsibility expense	49	141.59	121.02
	<b>Total Expenses</b>		<b>53,603.78</b>	<b>36,252.95</b>
<b>III</b>	<b>Profit before exceptional items and tax (I-II)</b>		<b>13,691.45</b>	<b>8,904.72</b>
<b>IV</b>	Exceptional items	41	0.51	2.84
<b>V</b>	<b>Profit before tax (III-IV)</b>		<b>13,690.94</b>	<b>8,901.88</b>
<b>VI</b>	<b>Tax expense:</b>			
	Current tax	42	3,540.51	2,281.92
	Deferred tax expense/(income)	11	(40.87)	18.72
	Previous year's tax expense/(income)		(2.83)	6.40
<b>VII</b>	<b>Profit for the year (V-VI)</b>		<b>10,194.13</b>	<b>6,594.84</b>
<b>VIII</b>	<b>Other comprehensive income</b>			
	(i) Items that will not be reclassified to profit or loss			
	Re-measurement of the net defined benefit liability/asset		(57.08)	(59.32)
	Income tax related to the above adjustment	11	14.36	14.93
	<b>Net comprehensive income</b>		<b>(42.72)</b>	<b>(44.39)</b>
<b>IX</b>	<b>Total comprehensive income for the year (VII+VIII)</b>		<b>10,151.41</b>	<b>6,550.45</b>
<b>X</b>	<b>Earning per equity share (Amount in INR)</b>	43		
	[nominal value of share INR 100/- (previous year INR 100/-)]			
	(1) Basic		509.71	329.74
	(2) Diluted		509.71	329.74

The accompanying notes no. 1 to 66 are an integral part of the financial statements.

As per our audit report of even date  
For **For O. Aggarwal & Co.**  
Chartered Accountants  
FRN: 005755N

**Sd/-**  
**Sandeep Goel**  
CGM (Finance) & CFO

**Sd/-**  
**Devendra Kumar Sharma**  
Company Secretary

**Sd/-**  
**O. P. Aggarwal**  
Partner  
Membership No.: 083862  
Place: Noida  
Date: 19.06.2024  
UDIN: 24083862BJZYJZ9692

**For and on behalf of the Board of Directors of EdCIL (India) Limited**

**Sd/-**  
**Manoj Kumar**  
Chairman & Managing Director  
DIN:08636099

**Sd/-**  
**Kannan Srikanth**  
Independent Director  
DIN: 09551423

EdCIL (India) Limited  
CIN: U74899DL1981GOI011882

## STATEMENT OF CHANGES IN EQUITY FOR THE YEAR ENDED 31<sup>ST</sup> MARCH, 2024

(All amounts in INR Lakhs, unless otherwise stated)

### A. Equity share capital [Refer Note No. 21]

Particulars	Amount
<b>Opening balance as at 1<sup>st</sup> April 2022</b>	1,000.00
Add: during the year	-
<b>Closing balance as at 31<sup>st</sup> March 2023</b>	<b>1,000.00</b>
Add: during the year	1,000.00
<b>Closing balance as at 31<sup>st</sup> March 2024</b>	<b>2,000.00</b>

### B. Other equity [Refer Note No. 22]

Particulars	General reserve	Retained earnings	Staff welfare fund	Total
<b>Balance as at 1<sup>st</sup> April 2022</b>	<b>3,147.70</b>	<b>16,738.83</b>	<b>45.00</b>	<b>19,931.53</b>
Add: Other comprehensive income (net of tax)	-	(44.39)	-	(44.39)
Add: Profit for the year (net of tax)	-	6,594.84	-	6,594.84
Add: Transfer to general reserve	645.52	(645.52)	-	-
Add: Transfer of Profit to Staff welfare fund	-	(21.77)	21.77	-
Less: Final dividend paid	-	(1,600.00)	-	(1,600.00)
Add : Interest income from fixed deposit against the fund	-	-	2.34	2.34
Less : Utilized during the year	-	-	(24.11)	(24.11)
<b>Balance as at 31<sup>st</sup> March 2023</b>	<b>3,793.22</b>	<b>21,021.97</b>	<b>45.00</b>	<b>24,860.19</b>
Add: Other comprehensive income	-	(42.72)	-	(42.72)
Add: Profit for the year (net of tax)	-	10,194.13	-	10,194.13
Add: Transfer to general reserve	1,019.41	-	-	1,019.41
Add: Transfer of Profit to Staff welfare fund	-	-	32.80	32.80
Less: Final dividend paid	-	(2,000.00)	-	(2,000.00)
Add : Interest income from fixed deposit against the fund	-	-	3.15	3.15
Less : Utilized during the year	(1,000.00)	(1,052.21)	(35.95)	(2,088.16)
<b>Balance as at 31<sup>st</sup> March 2024</b>	<b>3,812.63</b>	<b>28,121.17</b>	<b>45.00</b>	<b>31,978.80</b>

The accompanying notes no. 1 to 66 are an integral part of the financial statements.

As per our audit report of even date  
For **For O . Aggarwal & Co.**  
Chartered Accountants  
FRN: 005755N

Sd/-  
**Sandeep Goel**  
CGM (Finance) & CFO

Sd/-  
**Devendra Kumar Sharma**  
Company Secretary

Sd/-  
**O. P. Aggarwal**  
Partner  
Membership No.: 083862

For and on behalf of the Board of Directors of EdCIL (India) Limited

Sd/-  
**Manoj Kumar**  
Chairman & Managing Director  
DIN:08636099

Sd/-  
**Kannan Srikanth**  
Independent Director  
DIN: 09551423

Place: Noida  
Date: 19.06.2024  
UDIN: 24083862BJZYJZ9692

**EdCIL (India) Limited**  
**CIN: U74899DL1981GOI011882**

**CASH FLOW STATEMENT FOR THE YEAR ENDED MARCH 31, 2024**

**(All amounts in INR Lakhs, unless otherwise stated)**

S. N.	Particulars	For the year ended March 31, 2024	For the year ended March 31, 2023
	<b>Cash flow from operating activities:</b>		
a)	Net Profits before Tax	13,690.94	8,901.88
b)	<b>Adjustments for:</b>		
i)	Depreciation and amortisation	92.99	90.11
ii)	Interest income on FDR	(1,519.16)	(943.77)
iii)	Unrealised foreign exchange loss/(gain)	(2.78)	0.37
iv)	Old Balances written back	(154.56)	(0.07)
v)	Reversal of provisions	-	(94.35)
vi)	Loss/(Profit) on sale/write off of Property, Plant & Equipment	1.49	2.89
vii)	Increase in Deferred Income	(338.66)	(133.15)
viii)	Increase in Work-in-Progress	157.15	(55.03)
ix)	Finance cost	194.61	21.96
c)	<b>Operating (loss)/profit before working capital changes(a+b)</b>	<b>12,122.00</b>	<b>7,790.85</b>
d)	<b>Adjustments for changes in working capital:</b>		
i)	(Increase)/Decrease in trade receivables	6,885.00	(4,976.78)
ii)	(Increase)/ Decrease in other assets	10,458.33	(14,470.90)
iii)	(Increase)/Decrease in Inventory	(629.34)	(306.08)
iv)	Increase/ (Decrease) in trade payables	(5,396.62)	(554.40)
v)	Increase/(Decrease) in other liabilities and provisions	(7,499.39)	11,181.81
e)	<b>Cash generated from/(used in) operations (c+d)</b>	<b>15,939.98</b>	<b>(1,335.49)</b>
f)	<b>Net Income tax paid</b>	<b>(3,505.04)</b>	<b>(1,187.45)</b>
g)	<b>Net cash generated/(used) in operating activities (e+f)</b>	<b>12,434.94</b>	<b>(2,522.94)</b>
	<b>Cash flow from Investing activities:</b>		
i)	Net (Purchase)/Sale of Property, Plant & Equipment	(42.51)	(54.40)
ii)	Investment in Subsidiary Company	(5.00)	-
iii)	Net Investment in fixed deposits	(6,083.84)	(2,351.11)
iv)	Interest income on FDR	1,753.89	907.08
h)	<b>Net cash generated/(used) in Investing activities</b>	<b>(4,377.44)</b>	<b>(1,498.43)</b>

S. N.	Particulars	For the year ended March 31, 2024	For the year ended March 31, 2023
	<b><u>Cash flow from Financing activities:</u></b>		
i)	Dividend paid	(2,000.00)	(1,600.00)
ii)	Utilisation towards Staff welfare	(35.95)	(24.11)
iii)	Interest income on Fixed Deposit of Staff welfare fund	3.15	2.34
iv)	Repayment of lease liability	(10.13)	(10.13)
<b>i)</b>	<b>Net cash generated/(used) in Financing activities</b>	<b>(2,042.93)</b>	<b>(1,631.90)</b>
<b>j)</b>	<b>Net Increase/(decrease) in cash and cash equivalents (g+h+i)</b>	<b>6,014.57</b>	<b>(5,653.27)</b>
<b>k)</b>	<b>Cash and cash equivalents at beginning of the period</b>	<b>3,780.07</b>	<b>9,433.34</b>
<b>l)</b>	<b>Cash and cash equivalents at end of the period (j+k)</b>	<b>9,794.64</b>	<b>3,780.07</b>

**Components of Cash and Cash equivalents**

S. No.	Particulars	As at 31 <sup>st</sup> March, 2024	As at 31 <sup>st</sup> March, 2023
i)	Cheques in Hand	0.00	0.00
ii)	Foreign currency in Hand*	0.54	0.36
iii)	Balances with Banks in Current account (Free)	7156.50	1772.41
iv)	Fixed deposits having original maturing of 3 months or less (Free)	2637.60	2007.30
	<b>Total</b>	<b>9794.64</b>	<b>3780.07</b>

\*Foreign currency in hand consists of 653 USD at the closing rate of ₹ 83.3739 per USD.

The accompanying notes no. 1 to 66 -are an integral part of the financial statements.

As per our audit report of even date  
For **For O . Aggarwal & Co.**  
Chartered Accountants  
FRN: 005755N

**Sd/-**  
**Sandeep Goel**  
CGM (Finance) & CFO

**Sd/-**  
**Devendra Kumar Sharma**  
Company Secretary

**Sd/-**  
**O. P. Aggarwal**  
Partner  
Membership No.: 083862

**For and on behalf of the Board of Directors of EdCIL (India) Limited**

**Sd/-**  
**Manoj Kumar**  
Chairman & Managing Director  
DIN:08636099

**Sd/-**  
**Kannan Srikanth**  
Independent Director  
DIN: 09551423

Place: Noida  
Date: 19.06.2024  
UDIN: 24083862BJZYJZ9692

**EdCIL (India) Limited**  
**CIN.: U74899DL1981GOI011882**

## **COMPANY INFORMATION & MATERIAL ACCOUNTING POLICIES TO THE FINANCIAL STATEMENTS FOR THE YEAR ENDED 31<sup>ST</sup> MARCH, 2024**

### **Note 1. Company Information**

EdCIL (India) Limited ('the Company'), was incorporated in the year 1981. The Company is a Mini Ratna, Category I enterprise under the aegis of the Ministry of Education, Government of India. The Company is domiciled in India. The company has been offering Project management and consultancy services in all areas of education and human resources development in India and abroad which are as follows: -

- a. Online testing and assessment services
- b. Digital education system
- c. Technical support group
- d. Overseas education services (including Study in India)
- e. Advisory and skilling & training services
- f. Educational infrastructure & procurement services
- g. Any other services ancillary to above

The registered office of the company is situated at 5<sup>th</sup> Floor, Vijaya Building Barakhambha Road, New Delhi -110001. The Corporate office of the Company is situated at EdCIL House, 18A, Sector-16A, Noida, Uttar Pradesh - 201301.

### **Note 2. Basis for preparation of Financial Statements**

The financial statements have been prepared as a going concern in accordance with Indian Accounting Standards (Ind AS) notified under the Section 133 of the Companies Act, 2013 ("the Act") read with the Companies (Indian Accounting Standards) Rules, 2015 and other relevant provisions of the Act. This is the Company's first Ind AS financial statements. The date of transition to Ind AS is 01<sup>st</sup> April, 2022.

As this is the Company's first financial statements, Ind AS 101 - "First-time Adoption of Indian Accounting Standards" has been applied in preparation of financial statements. An explanation of how the transition to Ind AS has affected the previously reported equity and total comprehensive income of the Company is provided in Note No. 62.

### **Note 3. Material Accounting Policies**

#### **3.1 Basis of Measurement**

The financial statements have been prepared in accordance with the Indian Accounting Standards (Ind AS) under the historical cost convention on accrual basis except for certain financial instruments which are measured at fair value (refer table below), the provision of the Companies Act, 2013 ('Act'), accounting policies have been consistently applied except where a newly issued Ind-AS is initially adopted or a revision to an existing Ind- AS requires a change in the accounting policy hitherto in use.

All assets and liabilities have been classified as current or non-current as per the Company's normal operating cycle and other criteria set out in the Act. Based on the nature of products and the time between the acquisition of assets for processing and their realisation in cash and cash equivalents, the Company has ascertained its operating cycle as 12 months for the purpose of current / non-current classification of assets and liabilities.

<b>Items</b>	<b>Measurement basis</b>
Financial assets and liabilities that are measured at fair values	Fair value
Net defined benefit (asset)/ liability	Fair value of plan assets less present value of defined benefit obligations



The financial statements are approved for issue by the Company's Board of Directors on 19.06.2024.

### 3.2 Use of estimates and judgements

The preparation of financial statements requires management to make judgments, estimates and assumptions that affect the application of accounting policies and the reported amounts of assets, liabilities, income and expenses. Actual results may differ from those estimates.

Estimates and underlying assumptions are reviewed on an ongoing basis. Revisions to accounting estimates are recognised in the period in which the estimates are revised and in any future periods affected. Their effects, if material, are disclosed in the notes to the financial statements.

#### Critical accounting estimates

##### i) Income taxes

The Company uses estimates and judgements based on the relevant rulings in the areas of allocation of revenue, costs, allowances and disallowances which is exercised while determining the provision for income tax. A deferred tax asset is recognised to the extent that it is probable that future taxable profit will be available against which the deductible temporary differences and tax losses can be utilised. Accordingly, the Company exercises its judgement to reassess the carrying amount of deferred tax assets at the end of each reporting period.

##### ii) Property, plant and equipment

Property, plant and equipment represent a significant proportion of the asset base of the Company. The charge in respect of periodic depreciation is derived after determining an estimate of an asset's expected useful life and the expected residual value at the end of its life. The useful lives and residual values of Company's assets are determined by management at the time the asset

is acquired and reviewed periodically, including at each financial year end. The lives are based on historical experience with similar assets as well as anticipation of future events, which may impact their life, such as changes in technology.

##### iii) Provision for contingent liabilities

The Company estimates the provisions that have present obligations as a result of past events and it is probable that outflow of resources will be required to settle the obligations. These provisions are reviewed at the end of each reporting period and are adjusted to reflect the current best estimates.

The Company uses significant judgements to assess contingent liabilities. Contingent liabilities are recognised when there is a possible obligation arising from past events, the existence of which will be confirmed only by the occurrence or non-occurrence of one or more uncertain future events not wholly within the control of the Company or a present obligation that arises from past events where it is either not probable that an outflow of resources will be required to settle the obligation or a reliable estimate of the amount cannot be made. Contingent assets are neither recognised nor disclosed in the standalone financial statements.

##### iv) Employee benefits

The accounting of employee benefit plans in the nature of defined benefit requires the Company to use assumptions. These assumptions have been explained under employee benefits note.

##### v) Leases

The Company evaluates if an arrangement qualifies to be a lease as per the requirements of Ind AS 116. Identification of a lease requires significant judgement. The Company uses significant judgement in assessing the lease term (including anticipated renewals) and the applicable discount rate.

### 3.3 Property, plant and equipment

#### Recognition and measurement

Items of property, plant and equipment are measured at cost less accumulated depreciation and any accumulated impairment losses.

Cost of an item of property, plant and equipment comprises its purchase price, including import duties and non-refundable taxes, after deducting trade discounts and rebates, any directly attributable cost of bringing the item to its working condition for its intended use and estimated costs of dismantling and removing the item and restoring the site on which it is located.

If significant parts of an item of property, plant and equipment have different useful lives, then they are accounted for as separate items (major components) of property, plant and equipment.

The Company records a provision for decommissioning costs. Decommissioning costs are provided at the present value of expected costs to settle the obligation using estimated cash flows and are recognised as part of the cost of the particular asset. The estimated future costs of decommissioning are reviewed annually and adjusted as appropriate. Changes in the estimated future costs or in the discount rate applied are added to or deducted from the cost of the asset.

However at present, the Company does not make any provision for dismantling or restoration costs given it does not believe there is any such obligations that exist (neither contractual nor constructive).

Advances paid towards the acquisition of property, plant and equipment outstanding at each balance sheet date is classified as capital advances under other non-current assets and the cost of assets not put to use before such date are disclosed under 'Capital Work-in-Progress'.

#### Subsequent expenditure

Subsequent expenditure is capitalised only if it

is probable that the future economic benefits associated with the expenditure will flow to the Company and cost of the item can be measured reliably.

#### De-recognition of property, plant and equipment

"An item of property, plant and equipment and any significant part initially recognised is derecognised upon disposal or when no future economic benefits are expected from its use or disposal.

Any gain or loss arising on de-recognition of the asset (calculated as the difference between the net disposal proceeds and the carrying amount of the asset) is included in the "other income/expenses" in the statement of profit and loss when the asset is derecognised."

### 3.4. Depreciation

"Depreciation on property, plant and equipment is provided on straight-line (SLM) method, based on the useful life prescribed in the Companies Act .

Depreciation on additions (disposals) is provided on pro-rata basis i.e. from (up to) the date on which asset is ready for use (disposed of).

When significant parts of plant and equipment, if any are required to be replaced at intervals, the Company depreciates them separately based on their specific useful lives."

#### Reassessment of residual value, useful lives and depreciation methods

Company is using 5% residual value for computing the depreciation rate as per SLM method.

The residual values, useful lives and methods of depreciation of property, plant and equipment are reviewed at each financial year end and adjusted prospectively, if appropriate. Based on technical evaluation the management believes that its estimates of useful live represent the period over which management expects to use these assets.

The following are the useful lives of assets used for the purpose of calculating depreciation:

Particular	Life of Assets (in Years)
Building	60
Electrical equipment's	10
Office machinery & equipment's	3 & 5
Furniture & fixtures	10
Computer system-hardware	3
Computer server	6

Leasehold land is amortised over the period of the lease as per the lease agreement.

### 3.5 Intangible assets

#### Initial recognition of intangible assets

Intangible assets are stated at cost less accumulated amortization and impairment. Intangible assets are amortized over their respective estimated useful lives on a straight-line basis, from the date that they are available for use. The estimated useful life of an identifiable intangible asset is based on a number of factors including the effects of obsolescence, demand, competition and other economic factors (such as the stability of the industry and known technological advances) and the level of maintenance expenditures required to obtain the expected future cash flows from the asset.

#### Amortization of intangible assets

Intangible assets are amortized over their respective individual estimated useful lives on a straight-line basis commencing from the date the asset is available to the company for use. The estimated useful lives, residual values and amortization method are reviewed at each financial year end and the effect of any change is accounted for on prospective basis. The estimated useful lives of the software considered by the company is 5 years.

### 3.6 Capital Work in Progress

All expenditure attributable to construction/

acquisition of respective Property, Plant & Equipment are included under capital work in progress until the relevant assets are ready for its intended use. All other expenditure (including trial run / test run expenditures) during construction / erection period (net of income) are shown as part of pre-operative expenditure pending allocation / capitalization and the same is allocated to the respective asset on completion of its construction/erection.

### 3.7. Impairment of non-financial assets

The Company assesses, at each reporting date, whether there is an indication that an asset may be impaired. If any indication exists, or when annual impairment testing for an asset is required, the Company estimates the asset's recoverable amount. An asset's recoverable amount is the higher of an asset's or cash-generating unit(s) (CGU) fair value less costs of disposal and its Value in Use.

Recoverable amount is determined for an individual asset, unless the asset does not generate cash inflows that are largely independent of those from other assets or groups of assets. When the carrying amount of an asset or CGU exceeds its recoverable amount, the asset is considered impaired and is written down to its recoverable amount.

In assessing value in use, the estimated future cash flows are discounted to their present value using a pre-tax discount rate that reflects current market assessments of the time value of money and the risks specific to the asset for which the future cash flow estimates have not been adjusted. In determining fair value less costs of disposal, recent market transactions are taken into account. If no such transactions can be identified, an appropriate valuation model is used. Impairment losses of continuing operations, including impairment on inventories, are recognised in statement of profit and loss.

### 3.8. Leases

The Company, as a lessee, recognises a ROU asset

and a lease liability for its leasing arrangements, if the contract conveys the right to control the use of an identified asset. The contract conveys the right to control the use of an identified asset, if it involves the use of an identified asset and the Company has substantially all of the economic benefits from use of the asset and has right to direct the use of the identified asset.

The ROU assets is subsequently measured at cost less accumulated depreciation, accumulated impairment losses, if any and adjusted for any remeasurement of the lease liability.

The ROU assets are depreciated using the straight-line method from the date of initial application over the shorter of lease term or useful life of ROU asset.

The Company measures the lease liability at the present value of the lease payments that are not paid at the date of initial application. The lease payments are discounted using the interest rate implicit in the lease or, if that rate cannot be readily determined, then at Company's incremental borrowing rate. The Company uses its incremental borrowing rate as the discount rate.

Lease payments included in the measurement of the lease liability comprises of fixed payments.

The lease liability is measured at amortised cost using the effective interest method. It is remeasured when there is a change in future lease payments arising from a change in rate, if there is a change in the Company's estimate of the amount expected to be payable under a residual value guarantee, or if Company changes its assessment of whether it will exercise a purchase, extension or termination option.

Short-term leases

The Company has elected not to recognise ROU assets and lease liabilities for short-term leases of Property, Plant and Equipment that have a lease term of twelve months or less. The Company recognises the lease payments as an operating expense on a straight-line basis over

the term of the lease.

### **3.9. Investments in subsidiaries, associates and joint ventures**

A subsidiary is an entity controlled by the Company. Control exists when the Company has power over the entity, is exposed, or has rights to variable returns from its involvement with the entity and has the ability to affect those returns by using its power over entity. Power is demonstrated through existing rights that give the ability to direct relevant activities, those which significantly affect the entity's returns.

Investments in subsidiaries are carried at cost. The cost comprises price paid to acquire investment and directly attributable cost.

### **3.10. Inventories**

Inventories comprise of traded goods and are specifically identifiable to the project. The cost of inventories of such items that are not ordinarily interchangeable and segregated for specific projects shall be assigned by using specific identification of their individual costs. The cost of traded goods are measured at lower of cost and net realizable value.

Cost of traded goods comprises all costs of purchase, and other costs incurred in bringing the inventories to their present location and condition.

Net realizable value is the estimated selling price in the ordinary course of business, less the estimated costs of completion and the estimated costs necessary to make the sale.

### **3.11. Cash and cash equivalents**

Cash and cash equivalents comprise cash balances on hand, cash balance with bank, highly liquid investments with original maturities of three months or less that are readily convertible into known amounts of cash and which are subject to insignificant risk of changes in value.

### **3.12. Bank Balances other than Cash and Cash Equivalents**

The company provides specialised services to



various govt projects. Funds received against such projects are earmarked for those projects only and not included in cash and cash equivalents of the company as such funds are not freely available for use by the company. Such funds are kept in different bank accounts and interest earned on such funds are also to be transferred to the govt. Hence, Bank Balances other than Cash and Cash Equivalents comprise balances specifically earmarked for various govt. projects.

It also includes Earmarked investments such as investments against bank guarantee, Letter of credit etc.

It also comprises highly liquid investments with original maturity of more than 3 month or less than 1 year that are readily convertible into known amounts of cash and which are subject to insignificant risk of changes in value.

### 3.13. Financial instruments

A financial instrument is any contract that gives rise to a financial asset of one entity and a financial liability or equity instrument of another entity.

#### Financial assets - Initial recognition and measurement

All financial assets are recognised initially at fair value, plus in the case of financial assets not recorded at fair value through profit or loss, transaction costs that are attributable to the acquisition of the financial asset. In case of financial assets held at fair value through statement of profit and loss, any transaction costs incurred are charged to the statement of profit and loss.

Trade receivables and debt securities are initially recognised when they are originated. All other financial assets are recognised when Company becomes a party to the contractual provisions of the instrument.

At initial recognition, Trade Receivables are measured at their transaction price.

#### Financial assets - Classification and subsequent measurement

For purposes of subsequent measurement, financial assets are classified in four categories:

- Debt instruments at amortised cost
- Debt instruments at fair value through other comprehensive income (FVTOCI)
- Debt instruments, derivatives and equity instruments at fair value through profit and loss (FVTPL)
- Equity instruments measured at fair value through other comprehensive income FVTOCI or fair value through profit and loss (FVTPL)

#### Financial assets at amortised cost

Financial assets are subsequently measured at amortised cost if these are held within a business model whose objective is to hold the assets in order to collect contractual cash flows and the contractual terms of the financial assets give rise on specific dates to cash flows that are solely payments of principal and interest on the principal amount outstanding using the Effective Interest Rate (EIR) method. The EIR amortisation is included in finance income in the Statement of Profit and Loss. The losses arising from impairment are recognised in the Statement of Profit and Loss.

#### Financial assets at FVTOCI

Financial assets at fair value through other comprehensive income A financial asset is subsequently measured at fair value through other comprehensive income which is held with objective to achieve both collecting contractual cash flows and selling financial assets and the contractual terms of the financial asset give rise on specified dates to cash flows that are solely payments of principal and interest on the principal amount outstanding.



### Financial assets at FVTPL

FVTPL is a residual category for debt instruments. Any debt instrument, which does not meet the criteria for categorisation as at amortised cost or as FVTOCI, is classified as at FVTPL.

### Equity investments

All equity investments in scope of Ind AS 109 are measured at fair value. Equity instruments which are held for trading are classified as held at FVTPL. For all other equity instruments, the Company decides to classify the same either as at FVTOCI or FVTPL. The Company makes such election on an instrument-by-instrument basis. The classification is made on initial recognition and is irrevocable.

In case the Company decides to classify an equity instrument as at FVTOCI, all fair value changes on the instrument, excluding dividends, are recognised in the OCI. There is no recycling of the amounts from OCI to statement of profit and loss, even on sale of investment. However, the Company may transfer the cumulative gain or loss within equity.

Equity instruments included within the FVTPL category are measured at fair value, with all changes recognised in the statement of profit and loss. "

### Financial assets - De-recognition

A financial asset (or, where applicable, a part of a financial asset or part of a group of similar financial assets) is primarily derecognised (i.e. removed from the Company's statements of financial position) when:

- The rights to receive cash flows from the asset have expired, or
- The Company has transferred its rights to receive cash flows from the asset or has assumed an obligation to pay the received cash flows in full without material delay to a third party under a 'pass-through' arrangement; and either (a) the

Company has transferred substantially all the risks and rewards of the asset, or (b) the Company has neither transferred nor retained substantially all the risks and rewards of the asset, but has transferred control of the asset."

### Financial assets - Impairment

In accordance with Ind AS 109, the Company applies expected credit loss (ECL) model for measurement and recognition of impairment loss on the financial assets with credit risk exposure:

- (a) Trade receivables: In respect of trade receivables, the Company applies the simplified approach of Ind AS 109, which requires measurement of loss allowance at an amount equal to lifetime expected credit losses. Lifetime expected credit losses are the expected credit losses that result from all possible default events over the expected life of a financial instrument.
  - i. Time barred dues from the government / government departments are generally not considered as increase in credit risk of such financial asset.
  - ii. Dues outstanding for significant period of time are reviewed and provision is made on a case to case basis.
- (b) Other financial assets: In respect of its other financial assets, the Company assesses if the credit risk on those financial assets has increased significantly since initial recognition. If the credit risk has not increased significantly since initial recognition, the Company measures the loss allowance at an amount equal to 12-month expected credit losses, else at an amount equal to the lifetime expected credit losses.

ECL impairment loss allowance (or reversal) recognised during the period is recognised as expense / (income) in the statement of profit and loss.

### Financial liabilities - Initial recognition and measurement

"All financial liabilities are recognised initially at fair value and, in the case of loans and borrowings and payables, net of directly attributable transaction costs.

The Company's financial liabilities include trade and other payables, loan and borrowings from banks and others, deposit received from dealers and others."

### Financial liabilities - Classification and Subsequent measurement

The measurement of financial liabilities depends on their classification, as described below:

#### Financial liabilities at fair value through profit or loss

Financial liabilities at fair value through profit or loss include financial liabilities held for trading and financial liabilities designated upon initial recognition as at fair value through profit or loss. Gains or losses on liabilities held for trading are recognised in the statement of profit and loss. Financial liabilities designated upon initial recognition as fair value through profit or loss only if the criteria in Ind AS 109 are satisfied.

#### Financial liabilities at amortised cost

After initial recognition, interest-bearing loans and borrowings are subsequently measured at amortised cost using the EIR method. Gains and losses are recognised in statement of profit and loss when the liabilities are derecognised as well as through the EIR amortisation process.

Amortised cost is calculated by taking into account any discount or premium on acquisition and fees or costs that are an integral part of the EIR. The EIR amortisation is included as finance costs in the statement of profit and loss.

This category generally applies to interest-bearing loans and borrowings and deposits.

### Financial liabilities - Derecognition

A financial liability is derecognised when the obligation under the liability is discharged or cancelled or expires. When an existing financial liability is replaced by another from the same lender on substantially different terms, or the terms of an existing liability are substantially modified, such an exchange or modification is treated as the de-recognition of the original liability and the recognition of a new liability. The difference in the respective carrying amounts is recognised in the statement of profit and loss.

Liabilities / Advances received / Provisions outstanding for last five years or more where the management is of the view that they are no longer payable, refundable or required as on the date of balance sheet are written back. Claims arising, if any, after that date is charged off in the year of claim.

### 3.14. Reclassification of financial instruments

The Company determines classification of financial assets and liabilities on initial recognition. After initial recognition, no reclassification is made for financial assets which are equity instruments and financial liabilities.

For financial assets which are debt instruments, a reclassification is made only if there is a change in the business model for managing those assets. Changes to the business model are expected to be infrequent. The Company's senior management determines change in the business model as a result of external or internal changes which are significant to the Company's operations. If the Company reclassifies financial assets, it applies the reclassification prospectively from the reclassification date which is the first day of the immediately next reporting period following the change in business model. The Company does not restate any previously recognised gains, losses (including impairment gains or losses) or interest.

### 3.15. Offsetting of financial instruments

Financial assets and financial liabilities are offset

and the net amount is reported in the statement of financial position if there is a currently enforceable legal right to offset the recognised amounts and there is an intention to settle on a net basis, to realise the assets and settle the liabilities simultaneously.

### 3.16. Embedded derivative

The embedded derivative, if required, is separated from host contract and measured at fair value.

### 3.17. Financial guarantee contracts

"Financial guarantee contracts are those contracts that require a payment to be made to reimburse the holder for a loss it incurs because the specified debtor fails to make a payment when due in accordance with the terms of a debt instrument.

Financial guarantee contracts are recognised initially as a liability at fair value, adjusted for transaction costs that are directly attributable to the issuance of the guarantee. Subsequently, the liability is measured at the higher of the amount of loss allowance determined as per impairment requirements of Ind AS 109 and the amount recognised less cumulative amortisation."

### 3.18. Revenue recognition

Revenue is recognised on satisfaction of performance obligation upon transfer of control of promised products or services to customers in an amount that reflects the consideration the Company expects to receive in exchange for those products or services. Revenue is measured at the transaction price as per Ind AS 115. Revenue is reduced for estimated customer returns, rebates and other similar allowances and excluding Goods and Services tax.

The Company recognizes revenue from contracts with customers based on a five-step model as per Ind AS 115 (as stated below) which involves judgements such as identification of distinct performance obligation involves judgement to determine the deliverables and the ability of the

customer to benefit independently from such deliverables.

To determine whether to recognise revenue, the Company follows a five-step process:

- Identifying the contract with a customer
- Identifying the performance obligations
- Determining the transaction price
- Allocating the transaction price to the performance obligations
- Recognising revenue when/as performance obligation(s) are satisfied"

Revenue is recognised either at a point in time or over time, when (or as) the Company satisfies performance obligations by transferring the promised goods or services to its customers.

The Company recognises contract liabilities for consideration received in respect of unsatisfied performance obligations and reports these amounts as other liabilities in the balance sheet. Similarly, if the Company satisfies a performance obligation before the consideration is due, the Company recognises a contract asset in its balance sheet.

When there is uncertainty as to realisability, recognition of revenue is postponed until such uncertainty is removed.

#### Measurement of transaction price

The transaction price is the amount of consideration to which the Company expects to be entitled in exchange for transferring promised goods or services to a customer, excluding amount collected on behalf of third parties.

In case where the contracts involve multiple performance obligations, the company allocates the transaction price to each performance obligation on the relative stand-alone selling price basis.

In case of Project Management Consultancy (PMC) contracts, the Company undertakes to perform tasks such as geotechnical

investigations, topographical surveys, resource-planning, preparing detailed engineering designs and supervising execution of works etc. For contracts where there is one performance obligation, revenue is recognized over time based on the input method of measuring progress as in these contracts, the customer receives and uses the benefits simultaneously. Where the contracts include multiple performance obligations, the transaction price is allocated to each performance obligation based on the standalone selling prices.

In Case of Cost Plus Contracts, Revenue is recognized over time and is determined with reference to the extent performance obligations have been satisfied up to close of financial year.

"If the stand-alone selling price is not available, the company estimates the standalone selling price viz. In case of Online Testing and Assessment Service (OTAS), the company allocates the transaction price to each performance obligation on the basis of management approved rates.

In case of Digital Education Services, where end to end hardware and software solution is offered, the company allocates the transaction price to each performance obligation as under:-

Particular	Percentage of completion
Delivery	85%
Installation/Inspection	5%
Annual Maintenance Service (AMC)	10%

In case of Digital Education Services, where only software solution is offered, the company allocates the transaction price to each performance obligation as under:-

Particular	Percentage of completion
Delivery	90%
Installation/Inspection services	10%

### 3.19. Interest income

For all debt instruments measured either at amortised cost (e.g. fixed deposit placed

with the bank) or at fair value through other comprehensive income, interest income is recorded using the effective interest rate (EIR). EIR is the rate that exactly discounts the estimated future cash receipts over the expected life of the financial instrument or a shorter period, where appropriate, to the gross carrying amount of the financial asset or to the amortised cost of financial asset. When calculating the effective interest rate, the Company estimates the expected cash flows by considering all the contractual terms of the financial instrument but does not consider the expected credit losses. Interest income is included in other income in the statement of profit and loss.

### 3.20. Employee benefits

#### Short-term employee benefits

All employee benefits payable/ available within twelve months of rendering the service are classified as short-term employee benefits. Benefits such as salaries, wages and bonus etc., are recognized in the statement of profit and loss in the period in which the employee renders the related service.

#### Post-employment benefits

##### Defined contribution plans

A defined contribution plan is a post-employment benefit plan under which an entity pays specified contributions to a separate entity and has no obligation to pay any further amounts. The Company makes specified monthly contributions towards employee provident fund, employee state insurance schemes and pension schemes to Government administered schemes which are defined contribution plan. The Company's contribution is recognized as an expense in the statement of profit and loss during the period in which the employee renders the related service.

The eligible employees of the company are entitled to receive benefits in respect of a



provident fund, a defined contribution plan in which both employees and the company make monthly contributions at a specified percentage of the covered employee's salary. The Provident fund contributions are made to an irrevocable trust set up by the company. The company is generally liable for the annual contributions and any shortfall in the fund assets based on the government-specified minimum rates of return and recognises such contributions and shortfall, if any, as expenses in the year in which it is incurred.

### Defined benefit plans

Gratuity, leave benefits (including compensated absences), post-retirement medical facility and other terminal benefits are defined benefit plan. The present value of obligations under such defined benefit plan is determined based on actuarial valuation carried out by an independent actuary using Projected Unit Credit Method, which recognizes each period of service as giving rise to additional unit of employee benefit entitlement and measure each unit separately to build up the final obligation.

The obligation is measured at the present value of estimated future cash flows. The discount rates used for determining the present value of obligation under the defined benefit plan, is based on the market yield on government securities as at the balance sheet date, having maturity periods approximating to the terms of related obligations.

The Company has subscribed to Group gratuity cash accumulation policy with LIC of India. Liability for gratuity as per actuarial valuation is paid to this fund of LIC.

### 3.21. Foreign currency transactions

The Company's financial statements are presented in Indian Rupees (INR), which is also the Company's functional currency. The amounts have been rounded off to Lakhs.

### Foreign transactions and balances

Transactions in foreign currency are initially recorded by the Company in its functional currency using the spot rate at the date such transaction first qualifies for recognition.

Monetary assets and liabilities denominated in foreign currency are translated to the functional currency using the spot rate at the reporting date.

Foreign exchange gain or loss arising on either settlement of foreign currency transactions or translation of foreign currency denominated monetary assets and liabilities are recognised in the statement of profit and loss.

Non-monetary items that are measured at historical cost in a foreign currency are translated using the exchange rates at the dates of the initial transaction. Non-monetary items measured at fair value in a foreign currency are translated using the exchange rates at the date when the fair value is determined. The gain or loss arising on translation of non-monetary items measured at fair value is recognised in the statement of profit and loss."

### 3.22. Liquidated damages on contracts

The liquidated damages & other liabilities on contracts which are in progress and are completed are accounted for as and when the liability is communicated/ determined by the client and accepted by the management.

### 3.23. Material prior period errors

Material prior period errors are corrected retrospectively by restating the comparative amounts for the prior periods presented in which error occurred. If the error occurred before the earliest period presented, opening balances of assets, liabilities and equity for the earliest period presented, are restated.

### 3.24. Taxes

#### Current income tax

Current income tax assets and liabilities are measured



at the amount expected to be recovered from or paid to the taxation authorities. The tax rates and tax laws used to compute the amount are those that are enacted or substantively enacted, at the reporting date.

### Deferred tax

Deferred tax is provided using the liability method on temporary differences between the tax bases of assets and liabilities and their carrying amounts for financial reporting purposes at the reporting date.

Deferred tax liabilities are recognised for all taxable temporary differences, except, In respect of taxable temporary differences associated with investments in associates and interests in joint ventures, when the timing of the reversal of the temporary differences can be controlled and it is probable that the temporary differences will not reverse in the foreseeable future.

Deferred tax assets are recognised for all deductible temporary differences, the carry forward of unused tax credits and any unused tax losses. Deferred tax assets are recognised to the extent that it is probable that taxable profit will be available against which the deductible temporary differences, and the carry forward of unused tax credits and unused tax losses can be utilised, except, in respect of deductible temporary differences associated with investments in subsidiaries, associates and interests in joint ventures, deferred tax assets are recognised only to the extent that it is probable that the temporary differences will reverse in the foreseeable future and taxable profit will be available against which the temporary differences can be utilised.

The carrying amount of deferred tax assets is reviewed at each reporting date and reduced to the extent that it is no longer probable that sufficient taxable profit will be available to allow all or part of the deferred tax asset to be utilised. Unrecognised deferred tax assets are re-assessed at each reporting date and are recognised to the

extent that it has become probable that future taxable profits will allow the deferred tax asset to be recovered.

Deferred tax assets and liabilities are measured at the tax rates that are expected to apply in the year when the asset is realised or the liability is settled, based on tax rates (and tax laws) that have been enacted or substantively enacted at the reporting date.

Deferred tax relating to items recognised outside profit or loss is recognised outside profit or loss. Deferred tax items are recognised in correlation to the underlying transaction either in OCI or directly in equity.

Deferred tax assets and deferred tax liabilities are offset if a legally enforceable right exists to set off current tax assets against current tax liabilities and the deferred taxes relate to the same taxable entity and the same taxation authority.

### 3.25. Earnings per shares (EPS)

Basic EPS amounts are calculated by dividing the profit for the year attributable to equity holders of the Company by the weighted average number of Equity shares outstanding during the year.

For the purpose of calculating diluted earnings per share, the net profit or loss for the year attributable to equity shareholders and the weighted average number of shares outstanding during the year are adjusted for the effects of all dilutive potential equity shares, except where the results would be anti-dilutive."

### 3.26. Provisions, contingent liabilities and contingent assets

Provisions are recognised for present obligation (legal or constructive) of certain timing or amount arising as a result of past event where a reliable estimate can be made and it is probable that an outflow of resources embodying economic benefits will be required to settle the obligation.

When it is not probable that an outflow of resources embodying economic benefits will be required or the amount cannot be estimated reliably the obligation is disclosed as a contingent liability unless the possibility of outflow of resources embodying economic benefit is remote.

Possible obligations, whose existence will only be confirmed by the occurrence or non-occurrence of one or more uncertain future events, not wholly within the control of entity are also disclosed as contingent liabilities.

Contingent liabilities are not recognised but are disclosed in notes.

Contingent assets are not recognised. However, when the realisation of income is virtually certain, then the related asset is no longer a contingent asset, but it is recognised as an asset.

### 3.27. Cash Flow statement

Cash flows are reported using the indirect method, where by profit for the year is adjusted for the effects of transactions of a non-cash nature, any deferrals or accruals of past or future operating cash receipts or payments and item of income or expenses associated with investing or financing cash flows. The cash flows from operating, investing and financing activities of the Company are segregated.

### 3.28. Fair value measurement

The Company measures certain financial instruments, in its financial statements at fair value at each reporting date.

All assets and liabilities for which fair value is measured or disclosed in the financial statements are categorised within the fair value hierarchy based on the lowest level input that is significant to the fair value measurement as a whole:

- **Level 1:** Quoted (unadjusted) market prices in active markets for identical assets or liabilities

- **Level 2:** Valuation techniques for which the lowest level input that is significant to the fair value measurement is directly or indirectly observable
- **Level 3:** Valuation techniques for which the lowest level input that is significant to the fair value measurement is unobservable."

For the purpose of fair value disclosures, the Company has determined classes of assets and liabilities on the basis of the nature, characteristics and risks of the asset or liability and the level of the fair value hierarchy.

### 3.29. Events after the reporting period

Events after the reporting period are those events, both favourable and unfavourable that occur between end of the reporting period and the date on which the financial statements are approved for issue.

#### A. Adjusting events

Events which provide further evidence of conditions that existed at the end of the reporting period are adjusting events. Financials have been adjusted for those events.

#### B. Non-adjusting events

Events which are of indicative of conditions that arise after the end of the reporting period are Non-adjusting events. Disclosure of the nature of event and estimate of its financial effect have been made in the financial statements.

### 3.30. Related party disclosure

A related party is any party of entity that controls or can significantly influence the management or operating policies of the Company during the reporting period.

A related party is any party of entity that controls or can significantly influence the management or operating policies of the Company during the reporting period.

The Company has disclosed names of related parties with relationship and transaction

between Company and its related parties in the Notes to standalone financial statements.[Refer Note No. 40]

The Company has disclosed names of related parties with relationship and transaction between Company and its related parties in the Notes to financial statements.[Refer Note No. 52 & 53]

### 3.31. Segment information

Operating segments are defined as components of an enterprise for which discrete financial information is available that is evaluated regularly by the chief operating decision maker, in deciding how to allocate resources and assessing performance. The Group's chief operating decision maker is the Chairman & Managing Director.

Revenue and expenses directly attributable to segments are reported under each reportable segment. Expenses which are not directly identifiable to each reporting segment have been allocated since associated revenue of the segment or manpower efforts. All other expenses which are not attributable or allocable to segments have been disclosed as unallocable expenses.

EdCIL (India) Limited

CIN.: U74899DL1981GOI011882

**NOTES TO THE FINANCIAL STATEMENTS FOR THE YEAR ENDED 31<sup>ST</sup> MARCH, 2024**
**Note 4 : Property, plant and equipment**

(All amounts in INR Lakhs, unless otherwise stated)

Particulars	Leasehold land-Plot No. 18A, Sector 16A, Noida	Leasehold land-Plot No. A 22, Sector 153, Noida	Building	Electrical equipments	Office machinery & equipments	Furniture & fixtures	Computer system-hardware	Computer server	Total
<b>Gross block:</b>									
As at 01 <sup>st</sup> April, 2022	150.59	3,465.61	145.59	52.56	22.52	19.33	24.93	1.39	3,882.52
Additions during the year	-	-	-	4.99	8.00	17.15	26.18	-	56.33
Disposal during the year	-	-	-	0.74	2.78	1.33	1.33	-	4.85
<b>As at 31<sup>st</sup> March, 2023</b>	<b>150.59</b>	<b>3,465.61</b>	<b>145.59</b>	<b>56.81</b>	<b>27.74</b>	<b>36.48</b>	<b>49.78</b>	<b>1.39</b>	<b>3,934.01</b>
Additions during the year	-	-	-	4.87	4.70	7.86	16.73	9.07	43.23
Disposal during the year	-	-	-	-	1.63	0.46	2.16	-	4.25
<b>As at 31<sup>st</sup> March, 2024</b>	<b>150.59</b>	<b>3,465.61</b>	<b>145.59</b>	<b>61.69</b>	<b>30.81</b>	<b>43.88</b>	<b>64.35</b>	<b>10.46</b>	<b>3,972.99</b>
<b>Depreciation:</b>									
As at 01 <sup>st</sup> April, 2022	-	-	-	-	-	-	-	-	-
For the year	2.40	39.87	3.66	11.10	7.59	3.37	14.03	0.11	82.13
Disposal during the year	-	-	-	0.01	0.65	0.36	0.36	-	1.02
<b>As at 31<sup>st</sup> March, 2023</b>	<b>2.40</b>	<b>39.87</b>	<b>3.66</b>	<b>11.09</b>	<b>6.94</b>	<b>3.37</b>	<b>13.68</b>	<b>0.11</b>	<b>81.10</b>
For the year	2.40	39.98	3.66	11.35	6.02	4.83	18.50	0.43	87.17
Disposal during the year	-	-	-	-	0.70	0.01	1.29	-	2.00
<b>As at 31<sup>st</sup> March, 2024</b>	<b>4.80</b>	<b>79.85</b>	<b>7.32</b>	<b>22.43</b>	<b>12.26</b>	<b>8.18</b>	<b>30.89</b>	<b>0.54</b>	<b>166.27</b>
<b>Net block:</b>									
<b>As at 01<sup>st</sup> April, 2022</b>	<b>150.59</b>	<b>3,465.61</b>	<b>145.59</b>	<b>52.56</b>	<b>22.52</b>	<b>19.33</b>	<b>24.93</b>	<b>1.39</b>	<b>3,882.52</b>
<b>As at 31<sup>st</sup> March, 2023</b>	<b>148.19</b>	<b>3,425.74</b>	<b>141.93</b>	<b>45.72</b>	<b>20.80</b>	<b>33.11</b>	<b>36.10</b>	<b>1.28</b>	<b>3,852.87</b>
<b>As at 31<sup>st</sup> March, 2024</b>	<b>145.79</b>	<b>3,385.77</b>	<b>138.28</b>	<b>39.25</b>	<b>18.56</b>	<b>35.70</b>	<b>33.46</b>	<b>9.92</b>	<b>3,806.72</b>

- (i) Cost of Leasehold land situated at Plot No. 18A, Sector 16A, Noida is amortised proportionately over 90 years period starting from 1-1-1995.
- (ii) Cost of Leasehold land situated at Plot No. A 22, Sector 153, Noida is amortised proportionately over 90 years from 4-11-2018. The Lease land was acquired to cater to the future operational needs of the company.

### Note 5 : Right of use assets

Particulars	Leasehold land-Plot No. 18A, Sector 16A, Noida	Total
<b>Gross carrying amount:</b>		
As at 01 <sup>st</sup> April, 2022	321.54	321.54
Additions during the year	-	-
Disposal during the year	-	-
<b>As at 31<sup>st</sup> March, 2023</b>	<b>321.54</b>	<b>321.54</b>
Additions during the year	-	-
Disposal during the year	-	-
<b>As at 31<sup>st</sup> March, 2024</b>	<b>321.54</b>	<b>321.54</b>
<b>Accumulated Depreciation:</b>		
<b>As at 01<sup>st</sup> April, 2022</b>	-	-
For the year	5.19	5.19
Disposal during the year	-	-
<b>As at 31<sup>st</sup> March, 2023</b>	<b>5.19</b>	<b>5.19</b>
For the year	5.19	5.19
Disposal during the year	-	-
<b>As at 31<sup>st</sup> March, 2024</b>	<b>10.38</b>	<b>10.38</b>
<b>Net carrying amount:</b>		
<b>As at 01<sup>st</sup> April, 2022</b>	<b>321.54</b>	<b>321.54</b>
<b>As at 31<sup>st</sup> March, 2023</b>	<b>316.35</b>	<b>316.35</b>
<b>As at 31<sup>st</sup> March, 2024</b>	<b>311.16</b>	<b>311.16</b>

### Note 6 : Intangible assets under development

Particulars	Software	Total
<b>Cost:</b>		
<b>As at 01<sup>st</sup> April, 2022</b>	0.63	<b>0.63</b>
Additions during the year	1.87	<b>1.87</b>
Capitalized during the year	2.50	<b>2.50</b>
<b>As at 31<sup>st</sup> March, 2023</b>	-	-
Additions during the year	-	-
Capitalized during the year	-	-
<b>As at 31<sup>st</sup> March, 2024</b>	-	-



**Intangible assets under development ageing Schedule for year ended 31<sup>st</sup> March, 2024**

Particulars	Amount for a period of				Total
	Less Than 1 Year	1-2 Years	2-3 Years	More than 3 Years	
Software	-	-	-	-	-

**Intangible assets under development ageing Schedule for year ended 31<sup>st</sup> March, 2023**

Particulars	Amount for a period of				Total
	Less Than 1 Year	1-2 Years	2-3 Years	More than 3 Years	
Software	-	-	-	-	-

**Intangible assets under development ageing Schedule for year ended 31<sup>st</sup> March, 2022**

Particulars	Amount for a period of				Total
	Less Than 1 Year	1-2 Years	2-3 Years	More than 3 Years	
Software	0.63	-	-	-	0.63

**Note 7 : Intangible assets**

Particulars	Computer software	Total
<b>Gross block:</b>		
As at 01 <sup>st</sup> April, 2022	5.82	5.82
Additions during the year	2.50	2.50
Disposal during the year	4.46	4.46
<b>As at 31<sup>st</sup> March, 2023</b>	<b>3.86</b>	<b>3.86</b>
Additions during the year	-	-
Disposal during the year	-	-
<b>As at 31<sup>st</sup> March, 2024</b>	<b>3.86</b>	<b>3.86</b>
<b>Amortization:</b>		
As at 01 <sup>st</sup> April, 2022	-	-
For the year	2.80	2.80
Disposal during the year	1.62	1.62
<b>As at 31<sup>st</sup> March, 2023</b>	<b>1.18</b>	<b>1.18</b>
For the year	0.63	0.63
Disposal during the year	-	-
<b>As at 31<sup>st</sup> March, 2024</b>	<b>1.81</b>	<b>1.81</b>
<b>Net block:</b>		
As at 01 <sup>st</sup> April, 2022	5.82	5.82
As at 31 <sup>st</sup> March, 2023	2.68	2.68
As at 31 <sup>st</sup> March, 2024	2.05	2.05

## Note 8 : Loans

(Amounts in ₹ lakhs)

Particulars	As at March 31, 2024	As at March 31, 2023	As at 1 <sup>st</sup> April, 2022
<b>(Carried at cost)</b>			
<b>Unsecured considered good:</b>			
Loan to Related Party *			
Loan to employees of company*	1.87	2.76	3.72
	18.54	5.49	8.13
<b>Total</b>	<b>20.41</b>	<b>8.25</b>	<b>11.85</b>

\* The Company has decided to carry the loans to related parties and loans to employees at cost because the same are immaterial in nature.

## Note 9 : Investments in Subsidiary Company

(Amounts in ₹ lakhs)

Particulars	Principle Place of Business	Ownership Interest	As at 1 <sup>st</sup> April, 2022
<b>Equity Instruments</b>			
<b>Investment in Subsidiary Company (Unquoted)</b>			
EdCIL Vidyanjali Foundation (A Section 8 Company) 50000 (Previous Year: Nil) Equity Shares of Rs. 10 each fully paid up in wholly owned subsidiary	5.00	0.00	0.00
<b>Total</b>	<b>5.00</b>	<b>-</b>	<b>-</b>

Particulars	As at March 31, 2024	As at March 31, 2023	Accounted On
EdCIL Vidyanjali Foundation (A Section 8 Company)	India	100%	Stated at cost as per the provisions of Ind AS 27 'Separate Financial Statements'

## Note 10 : Other financial assets

(Amounts in ₹ lakhs)

Particulars	As at March 31, 2024	As at March 31, 2023	As at 1 <sup>st</sup> April, 2022
<b>(Carried at amortised cost)</b>			
Security deposits	14.20	14.67	17.94
Less: Allowance for doubtful Deposit	(1.28)	(1.28)	(1.28)
	-		
Fixed deposits (Lien against bank guarantee/Letter of credit etc.)	223.61	500.00	388.98
<b>Total</b>	<b>236.53</b>	<b>513.39</b>	<b>405.64</b>

**Note 11 : Deferred tax assets (net)**

(Amounts in ₹ lakhs)

Particulars	As at 31 <sup>st</sup> March, 2023	Recognized in P & L	Recognized in OCI	As at 31 <sup>st</sup> March, 2024
<b>Tax effect of items constituting deferred tax assets</b>				
Provision for employee benefits	416.26	28.79	14.36	459.42
Expected credit loss on trade receivables	171.97	20.26	-	192.23
Expected credit loss on other current assets	15.35	(0.00)	-	15.35
Lease liabilities and RoU assets	4.28	4.49	-	8.77
Temporary difference on account of delayed payment to MSME	-	5.86	-	5.86
Temporary difference on account of non-deduction of TDS on provisions made	-	21.58	-	21.58
Deferred income and expenses as per IND AS 115	21.39	(21.39)	-	-
<b>Deferred tax asset</b>	<b>629.25</b>	<b>59.59</b>	<b>14.36</b>	<b>703.21</b>
<b>Tax effect of items constituting deferred tax liabilities</b>				
Deferred income and expenses as per IND AS 115	-	22.49	-	22.49
Differences in written down value of block of fixed assets as per tax books and financial books	26.83	(3.78)	-	23.06
<b>Deferred tax liability</b>	<b>26.83</b>	<b>18.71</b>	<b>-</b>	<b>45.55</b>
<b>Net deferred tax asset (liability)</b>	<b>602.42</b>	<b>40.88</b>	<b>14.36</b>	<b>657.66</b>

(Amounts in ₹ lakhs)

Particulars	As at 01 <sup>st</sup> April 2022	Recognized in P & L	Recognized in OCI	As at 31 <sup>st</sup> March, 2023
<b>Tax effect of items constituting deferred tax assets</b>				
Provision for employee benefits	371.39	29.94	14.93	416.26
Expected credit loss on trade receivables	195.71	(23.75)	-	171.97
Expected credit loss on current assets	15.35	-	-	15.35
Lease liabilities and RoU assets	-	4.28	-	4.28
Deferred income and expenses as per IND AS 115	48.86	(27.46)	-	21.39
<b>Deferred tax asset</b>	<b>631.31</b>	<b>(16.99)</b>	<b>14.93</b>	<b>629.25</b>
<b>Tax effect of items constituting deferred tax liabilities</b>				
Property, plant and equipment	25.11	1.72	-	26.83
Deferred tax liability	25.11	1.72	-	26.83
<b>Net deferred tax asset (liability)</b>	<b>606.20</b>	<b>(18.71)</b>	<b>14.93</b>	<b>602.42</b>

## Note 12 : Other non-current assets

(Amounts in ₹ lakhs)

Particulars	As at March 31, 2024	As at March 31, 2023	As at 1 <sup>st</sup> April, 2022
Work in progress-services	585.48	397.28	596.27
Deposits with Court	120.17	120.17	120.17
<b>Capital Advance</b>			
Unsecured, Considered good [Refer Note No. 44]	2,714.27	-	-
Unsecured, Considered doubtful	35.37	35.37	35.37
Less : Allowance for doubtful Advances	(35.37)	(35.37)	(35.37)
<b>Advance to suppliers and others</b>			
Unsecured, Considered doubtful	24.33	24.33	24.33
Less : Allowance for doubtful Advances	(24.33)	(24.33)	(24.33)
Prepaid Expenses (Lease Rent)	860.79	871.09	881.39
<b>Total</b>	<b>4,280.71</b>	<b>1,388.54</b>	<b>1,597.83</b>

## Note 13 : Inventories

(Amounts in ₹ lakhs)

Particulars	As at March 31, 2024	As at March 31, 2023	As at 1 <sup>st</sup> April, 2022
Stock-in-trade (Goods in Transit)	276.05	306.08	-
Stock-in-trade (Goods at site)	659.37	-	-
<b>Total</b>	<b>935.42</b>	<b>306.08</b>	<b>-</b>

## Note 14 : Trade Receivables

(Amounts in ₹ lakhs)

Particulars	As at March 31, 2024	As at March 31, 2023	As at 1 <sup>st</sup> April, 2022
(i) Undisputed Trade receivables –considered good	13,500.08	20,301.78	15,419.73
(ii) Undisputed Trade Receivables – which have significant increase in credit risk	-	-	-
(iii) Undisputed Trade Receivables – credit impaired	-	-	-
(iv) Disputed Trade Receivables–considered good	-	-	-
(v) Disputed Trade Receivables – which have significant increase in credit risk	-	-	-
(vi) Disputed Trade Receivables – credit impaired	-	-	-
Less: Allowance for expected credit losses	(763.79)	(683.27)	(777.62)
<b>Total</b>	<b>12,736.29</b>	<b>19,618.51</b>	<b>14,642.11</b>

**Ageing for trade receivables – current outstanding as at March 31, 2024 is as follows:**

(Amounts in ₹ lakhs)

Particulars	Outstanding for following periods from due date of payment					Total
	less than 6 Months	6 Months - 1 Year	1-2 years	2-3 years	More than 3 years	
(i) Undisputed Trade receivables considered good	8,767.60	1,325.32	936.13	1,024.85	1,446.18	13,500.08
(ii) Undisputed Trade Receivables which have significant increase in credit risk	-	-	-	-	-	-
(iii) Undisputed Trade Receivables credit impaired	-	-	-	-	-	-
(iv) Disputed Trade Receivables considered good	-	-	-	-	-	-
(v) Disputed Trade Receivables which have significant increase in credit risk	-	-	-	-	-	-
(vi) Disputed Trade Receivables credit impaired	-	-	-	-	-	-
Allowance for expected credit losses	(13.21)	(5.14)	(15.80)	(62.01)	(667.63)	(763.79)
<b>Total</b>	<b>8,754.40</b>	<b>1,320.18</b>	<b>920.33</b>	<b>962.84</b>	<b>778.55</b>	<b>12,736.29</b>

**Ageing for trade receivables – current outstanding as at March 31, 2023 is as follows:**

(Amounts in ₹ lakhs)

Particulars	Outstanding for following periods from due date of payment					Total
	less than 6 Months	6 Months - 1 Year	1-2 years	2-3 years	More than 3 years	
(i) Undisputed Trade receivables considered good	15,036.61	2,570.78	1,217.71	262.13	1,214.55	20,301.78
(ii) Undisputed Trade Receivables which have significant increase in credit risk	-	-	-	-	-	-
(iii) Undisputed Trade Receivables credit impaired	-	-	-	-	-	-



Particulars	Outstanding for following periods from due date of payment					Total
	less than 6 Months	6 Months - 1 Year	1-2 years	2-3 years	More than 3 years	
(iv) Disputed Trade Receivables considered good	-	-	-	-	-	-
(v) Disputed Trade Receivables which have significant increase in credit risk	-	-	-	-	-	-
(vi) Disputed Trade Receivables credit impaired	-	-	-	-	-	-
Allowance for expected credit losses	(3.06)	(0.59)	(1.95)	(6.85)	(670.82)	(683.27)
<b>Total</b>	<b>15,033.55</b>	<b>2,570.19</b>	<b>1,215.76</b>	<b>255.28</b>	<b>543.73</b>	<b>19,618.51</b>

Ageing for trade receivables – current outstanding as at April 1, 2022 is as follows:

(Amounts in ₹ lakhs)

Particulars	Outstanding for following periods from due date of payment					Total
	less than 6 Months	6 Months - 1 Year	1-2 years	2-3 years	More than 3 years	
(i) Undisputed Trade receivables considered good	11,971.00	332.48	1,878.57	29.80	1,207.88	15,419.73
(ii) Undisputed Trade Receivables which have significant increase in credit risk	-	-	-	-	-	-
(iii) Undisputed Trade Receivables credit impaired	-	-	-	-	-	-
(iv) Disputed Trade Receivables considered good	-	-	-	-	-	-
(v) Disputed Trade Receivables which have significant increase in credit risk	-	-	-	-	-	-
(vi) Disputed Trade Receivables credit impaired	-	-	-	-	-	-
Allowance for expected credit losses	(3.59)	(0.37)	(2.99)	(0.05)	(770.62)	(777.62)
<b>Total</b>	<b>11,967.41</b>	<b>332.11</b>	<b>1,875.58</b>	<b>29.75</b>	<b>437.26</b>	<b>14,642.11</b>

## Note 15 : Cash and cash equivalents

(Amounts in ₹ lakhs)

Particulars	As at March 31, 2024	As at March 31, 2023	As at 1 <sup>st</sup> April, 2022
Cheques in Hand	-	0.00	3.34
Foreign currency in Hand*	0.54	0.36	0.54
Balances with Banks in Current account (Free)	7,156.50	1,772.41	7,860.46
Fixed deposits having original maturing of 3 months or less (Free)	2,637.60	2,007.30	1,569.00
<b>Total</b>	<b>9,794.64</b>	<b>3,780.07</b>	<b>9,433.34</b>

### \* Details regarding foreign currency in hand:

Particulars	As at March 31, 2024	As at March 31, 2023	As at 1 <sup>st</sup> April, 2022
<b>Balance held in US Dollar (in absolute)</b>	653.00	434.00	715.00
<b>Total</b>	<b>653.00</b>	<b>434.00</b>	<b>715.00</b>
<b>Exchange rate on on 31<sup>st</sup> March</b>			
INR/USD	83.3739	82.2169	75.8070

## Note 16 : Bank balance other than cash and cash equivalent

(Amounts in ₹ lakhs)

Particulars	As at March 31, 2024	As at March 31, 2023	As at 1 <sup>st</sup> April, 2022
<b>Bank balances (free from all encumbrances):</b>			
Fixed deposits (Free) - having original maturity more than 3 month but less than 1 year	22,700.00	15,883.63	13,933.63
<b>Subtotal (1)</b>	<b>22,700.00</b>	<b>15,883.63</b>	<b>13,933.63</b>
<b>Bank balances (lien and earmarked):</b>			
Earmarked balances with Banks**	10,112.19	19,219.52	10,763.54
Fixed deposits (Lien against bank guarantee/Letter of credit etc.)	37.40	496.37	206.29
Fixed deposits (Against staff welfare fund)	47.82	45.00	45.00
<b>Subtotal (2)</b>	<b>10,197.41</b>	<b>19,760.89</b>	<b>11,014.83</b>
<b>Total (1)+(2)</b>	<b>32,897.41</b>	<b>35,644.52</b>	<b>24,948.46</b>

\* \*Balance with Banks for various Specific Projects are explicitly earmarked which can be used only as per terms & condition with client.

**Note 17 : Loans**

(Amounts in ₹ lakhs)

Total	As at March 31, 2024	As at March 31, 2023	As at 1 <sup>st</sup> April, 2022
<b>(Carried at amortised cost)</b>			
<b>Unsecured considered good:</b>			
Loan to Related Party	2.97	2.74	2.38
Loan to employees of company	42.16	31.46	35.36
<b>Total</b>	<b>45.13</b>	<b>34.20</b>	<b>37.74</b>

**Note 18 : Other financial assets**

(Amounts in ₹ lakhs)

Total	As at March 31, 2024	As at March 31, 2023	As at 1 <sup>st</sup> April, 2022
<b>(Carried at amortised cost)</b>			
Security deposits/Earnest money Deposit	115.32	154.03	117.03
Interest accrued but not due on fixed deposits	599.18	364.45	327.76
Other amounts receivable	3.44	1.77	524.92
<b>Total</b>	<b>717.94</b>	<b>520.24</b>	<b>969.71</b>

**Note 19 : Current tax assets (Net)**

(Amounts in ₹ lakhs)

Total	As at March 31, 2024	As at March 31, 2023	As at 1 <sup>st</sup> April, 2022
Income tax paid (net)	-	37.05	1,131.52
<b>Total</b>	<b>-</b>	<b>37.05</b>	<b>1,131.52</b>

**Note 20 : Other current assets**

(Amounts in ₹ lakhs)

Total	As at March 31, 2024	As at March 31, 2023	As at 1 <sup>st</sup> April, 2022
<b>Unsecured considered good:</b>			
- Balance with income tax authorities	467.18	467.18	1,449.04
- Balance with revenue authorities	2,091.74	1,724.72	966.96
- Income accrued but not due	3,265.73	8,608.52	2,908.62
- Prepaid expenses	24.56	21.57	21.88
- Work in progress-services	1,085.25	1,116.30	972.34
- Advance to suppliers & others	304.00	78.60	116.09
<b>Total</b>	<b>7,238.46</b>	<b>12,016.89</b>	<b>6,434.93</b>
<b>Unsecured considered doubtful:</b>			
- Balance with income tax authorities	211.28	211.28	22.70
Less: Provision for doubtful assets	(211.28)	(211.28)	(22.70)
<b>Total</b>	<b>7,238.46</b>	<b>12,016.89</b>	<b>6,434.93</b>

**Note 21 : Equity share capital**
**(Amounts in ₹ lakhs)**

Particulars	As at March 31, 2024		As at March 31, 2023		As at 1 <sup>st</sup> April, 2022	
	Number	Amount	Number	Amount	Number	Amount
<b>Authorized capital</b>						
Equity shares of INR 100/- each	2,000,000	2,000.00	2,000,000	2,000.00	2,000,000	2,000.00
<b>Issued, subscribed and paid up capital</b>						
Equity shares of INR 100/- each	2,000,000	2,000.00	1,000,000	1,000.00	1,000,000	1,000.00
<b>Total issued, subscribed and paid-up share capital</b>	<b>2,000,000</b>	<b>2,000.00</b>	<b>1,000,000</b>	<b>1,000.00</b>	<b>1,000,000</b>	<b>1,000.00</b>

**a. Terms and rights attached to equity shares**

The Company has only one class of Equity Shares having a face value of ₹100/- per share which are issued and subscribed. Each Shareholder is eligible for one vote per share held. The dividend proposed by the Board of Directors is subject to the approval of the shareholders in the ensuing Annual General Meeting. In the event of the winding up of the Company, the holders of equity shares will be entitled to receive the remaining assets of the Company in proportion to the number of equity shares held by the shareholders and the amount paid up thereon.

**b. Reconciliation of equity shares outstanding at the beginning and at the end of the reporting year.**
**(Amounts in ₹ lakhs)**

Particulars	As at March 31, 2024		As at March 31, 2023		As at 1 <sup>st</sup> April, 2022	
	Number	Amount	Number	Amount	Number	Amount
<b>At the beginning of the year</b>	1,000,000	1,000.00	1,000,000	1,000.00	1,000,000	1,000.00
Add: Shares issued during the year	1,000,000	1,000.00	-	-	-	-
Less: Bought back during the year	-	-	-	-	-	-
<b>Outstanding at the end of the year</b>	<b>2,000,000</b>	<b>2,000.00</b>	<b>1,000,000</b>	<b>1,000.00</b>	<b>1,000,000</b>	<b>1,000.00</b>

**c. Details of shareholder(s) holding more than 5% shares in the company.**
**(Amounts in ₹ lakhs)**

Name of shareholder	As at March 31, 2024		As at March 31, 2023		As at 1 <sup>st</sup> April, 2022	
	No. of Shares held	% of Holding	No. of Shares held	% of Holding	No. of Shares held	% of Holding
<b>Equity shares of INR 100 each, fully paid-up*</b>						
The President of India	2,000,000	100.00%	1,000,000	100.00%	1,000,000	100.00%

\*The entire share capital of the company is held by Government of India.

**d. Equity shares held by promoters of the company**

(Amounts in ₹ lakhs)

Name of shareholder	As at March 31, 2024		As at March 31, 2023		% Change during the year
	No. of Shares held	% of Holding	No. of Shares held	% of Holding	
<b>Equity shares of INR 100 each, fully paid-up</b>					No Change
The President of India	2,000,000	100.00%	1,000,000	100.00%	

**Note 22 : Other equity**

(Amounts in ₹ lakhs)

Particulars	Notes	As at March 31, 2024	As at March 31, 2023	As at 1 <sup>st</sup> April, 2022
General reserve	(i)	3,812.63	3,793.22	3,147.70
Retained earnings	(ii)	28,121.17	21,021.97	16,738.83
Staff welfare fund*	(iii)	45.00	45.00	45.00
<b>Total</b>		<b>31,978.80</b>	<b>24,860.19</b>	<b>19,931.53</b>

(Amounts in ₹ lakhs)

Particulars	As at March 31, 2024	As at March 31, 2023
<b>(i) General Reserve</b>		
Opening balance	3,793.22	3,147.70
Add : Transfer of profits from Surplus during the year	1,019.41	645.52
Less : Utilized during the year (Towards issue of Bonus Shares)	1,000.00	-
<b>Closing balance</b>	<b>3,812.63</b>	<b>3,793.22</b>
<b>(ii) Retained earnings</b>		
Opening balance	21,021.97	16,738.83
Add : Profit after tax for the year	10,194.13	6,594.84
Add: Other comprehensive income	(42.72)	(44.39)
Less: Transfer to general reserve	1,019.41	645.52
Less: Transfer to staff welfare fund	32.80	21.77
Less: Final dividend paid	2,000.00	1,600.00
<b>Closing balance</b>	<b>28,121.17</b>	<b>21,021.97</b>
<b>(iii) Staff welfare fund</b>		
Opening balance	45.00	45.00
Add : Transfer of profit from surplus during the year	32.80	21.77
Add : Interest income from fixed deposit against the fund	3.15	2.34
Less : Utilized during the year	35.95	24.11
<b>Closing balance</b>	<b>45.00</b>	<b>45.00</b>

\*Company allocates a share of Profit to Staff welfare fund @ 0.5% of net profit after tax subject to a maximum ceiling of ₹ 45 Lakhs. A separate FDR is maintained with a Schedule Bank for Staff Welfare Fund and Interest earned on it is credited to this fund. This reserve is not available for distribution as dividend.



### Note 23 : Lease liabilities

(Amounts in ₹ lakhs)

Particulars	As at March 31, 2024	As at March 31, 2023	As at 1 <sup>st</sup> April, 2022
Lease liabilities	346.02	333.38	321.54
<b>Total</b>	<b>346.02</b>	<b>333.38</b>	<b>321.54</b>

### Note 24 : Other financial liabilities

(Amounts in ₹ lakhs)

Particulars	As at March 31, 2024	As at March 31, 2023	As at 1 <sup>st</sup> April, 2022
<b>(Carried at amortised cost)</b>			
EMDs/Retention money/ Security Deposits received from suppliers	19.57	20.87	42.81
<b>Total</b>	<b>19.57</b>	<b>20.87</b>	<b>42.81</b>

### Note 25 : Long-term provisions

(Amounts in ₹ lakhs)

Particulars	As at March 31, 2024	As at March 31, 2023	As at 1 <sup>st</sup> April, 2022
<b>Provision for employee benefits [Refer Note No. 46]</b>			
- Provision for gratuity*	154.26	113.52	4.37
- Earned/Sick leave liability	582.96	559.39	495.17
- Post retirement medical benefit scheme	307.09	287.55	289.33
<b>Total</b>	<b>1,044.31</b>	<b>960.46</b>	<b>788.87</b>

### Note 26 : Other non current liabilities

(Amounts in ₹ lakhs)

Particulars	As at March 31, 2024	As at March 31, 2023	As at 1 <sup>st</sup> April, 2022
Deferred income	638.88	433.13	652.20
Advances received against projects	52.65	52.65	57.85
<b>Total</b>	<b>691.53</b>	<b>485.78</b>	<b>710.05</b>

### Note 27 : Lease liabilities

(Amounts in ₹ lakhs)

Particulars	As at March 31, 2024	As at March 31, 2023	As at 1 <sup>st</sup> April, 2022
Lease liabilities	-	-	-
<b>Total</b>	<b>-</b>	<b>-</b>	<b>-</b>

**Note 28 : Trade payables****(Amounts in ₹ lakhs)**

Particulars	As at March 31, 2024	As at March 31, 2023	As at 1 <sup>st</sup> April, 2022
<b>Undisputed</b>			
Total outstanding dues of micro enterprises and small enterprise	326.00	1,816.36	443.71
Total outstanding dues of creditors other than micro enterprises and small enterprises	12,432.98	16,339.24	18,266.29
<b>Total</b>	<b>12,758.98</b>	<b>18,155.60</b>	<b>18,710.00</b>

Ageing for trade payables – current outstanding as at March 31, 2024 is as follows:

**Ageing for trade payables – current outstanding as at March 31, 2024 is as follows:****(Amounts in ₹ lakhs)**

Particulars	Outstanding for following periods from due date of payment				Total
	Less than 1 Year	1-2 years	2-3 years	More than 3 years	
(i) MSME	307.95	2.46	9.14	6.45	325.99
(ii) Other	11,501.55	7.77	784.42	139.25	12,432.99
(iii) Disputed dues MSME	-	-	-	-	-
(iv) Disputed dues Others	-	-	-	-	-
<b>Total</b>	<b>11,809.50</b>	<b>10.23</b>	<b>793.56</b>	<b>145.70</b>	<b>12,758.98</b>

**Ageing for trade payables – current outstanding as at March 31, 2023 is as follows:****(Amounts in ₹ lakhs)**

Particulars	Outstanding for following periods from due date of payment				Total
	Less than 1 Year	1-2 years	2-3 years	More than 3 years	
(i) MSME	1,798.56	11.35	-	6.45	1,816.36
(ii) Other	13,808.62	1,332.14	862.65	335.83	16,339.24
(iii) Disputed dues MSME	-	-	-	-	-
(iv) Disputed dues Others	-	-	-	-	-
<b>Total</b>	<b>15,607.18</b>	<b>1,343.49</b>	<b>862.65</b>	<b>342.28</b>	<b>18,155.60</b>

**Ageing for trade payables – current outstanding as at April 1, 2022 is as follows:**
**(Amounts in ₹ lakhs)**

Particulars	Outstanding for following periods from due date of payment				Total
	Less than 1 Year	1-2 years	2-3 years	More than 3 years	
(i) MSME	400.35	4.63	0.57	38.16	443.71
(ii) Other	14,616.82	2,825.32	264.98	559.17	18,266.29
(iii) Disputed dues MSME	-	-	-	-	-
(iv) Disputed dues Others	-	-	-	-	-
<b>Total</b>	<b>15,017.17</b>	<b>2,829.95</b>	<b>265.55</b>	<b>597.33</b>	<b>18,710.00</b>

**Ageing of Trade payables has been prepared on the basis of accounting dates.**
**Details of dues to Micro, Small and Medium Enterprises as defined under the MSMED Act, 2006**

Under the Micro, Small and Medium Enterprises Development Act, 2006, (MSMED) which came into force from 2<sup>nd</sup> October 2006, certain disclosure are required to be made relating to Micro, Small and Medium Enterprises. On the basis of the information and records available with the management, the disclosure under the Micro, Small and Medium Enterprises development Act, 2006 is as follows:

**(Amounts in ₹ lakhs)**

Particulars	As at March 31, 2024	As at March 31, 2023	As at 1 <sup>st</sup> April, 2022
a. The principal amount remaining unpaid to any supplier as at the end of the year	325.99	1,816.36	443.71
b. Interest due on above due outstanding and unpaid as at the end of the year	28.31	34.23	26.25
c. The amount of interest paid by the Company along with the amounts of the payment made to the supplier beyond the appointed date during the period / year;	-	-	-
d. The amount of interest due and payable for the period of delay in making payment (which have been paid but beyond the appointed day during the year) but without adding the interest specified under this Act;	-	-	-
e. The amount of interest accrued and remaining unpaid at the end of the year	28.31	34.23	26.25
f. The amount of further interest remaining due and payable even in the succeeding years, until such date when the interest dues as above are actually paid to the small enterprise.	-	-	-

**Note :-** Amount due to entities covered under Micro, Small and Medium Enterprises as defined in the Micro, Small, Medium Enterprises Development Act, 2006, have been identified on the basis of confirmations received from these entities and to the extent of the information available with the Company.

**Note 29 : Other financial liabilities**

(Amounts in ₹ lakhs)

Particulars	As at March 31, 2024	As at March 31, 2023	As at 1 <sup>st</sup> April, 2022
EMDs/Retention money/ Security Deposits received from suppliers	3,896.04	1,650.06	1,180.07
Expenses payables	7,957.80	7,832.07	7,164.51
<b>Total</b>	<b>11,853.84</b>	<b>9,482.13</b>	<b>8,344.58</b>

**Note 30 : Other current liabilities**

(Amounts in ₹ lakhs)

Particulars	As at March 31, 2024	As at March 31, 2023	As at 1 <sup>st</sup> April, 2022
Advances received against projects	9,393.59	19,059.73	10,420.49
Deferred Income	1,282.93	1,827.34	1,741.42
Statutory dues payable	1,534.88	1,763.12	1,731.78
<b>Total</b>	<b>12,211.40</b>	<b>22,650.19</b>	<b>13,893.69</b>

**Note 31 : Short-term provisions**

(Amounts in ₹ lakhs)

Particulars	As at March 31, 2024	As at March 31, 2023	As at 1 <sup>st</sup> April, 2022
<b>Provision for employee benefits[Refer Note No. 46]</b>			
- Earned/Sick leave liability	74.64	110.11	93.34
- Post retirement medical benefit scheme	14.67	11.84	10.50
- Performance related pay	557.46	455.83	462.99
- Ex- Gratia	134.31	115.69	116.32
- Pension scheme	-	-	3.63
<b>Total</b>	<b>781.08</b>	<b>693.47</b>	<b>686.78</b>

**Note 32 : Revenue from operations**

(Amounts in ₹ lakhs)

Particulars		For the year ended 31 <sup>st</sup> March, 2024	For the year ended 31 <sup>st</sup> March, 2023
<b>Sale of products</b>			
Digital education system		15,783.12	2,428.27
Educational procurement		406.38	1,035.31
	A	<b>16,189.50</b>	<b>3,463.58</b>
<b>Sale of services</b>			
Online testing and assessment services		36,991.57	27,146.98
Digital education system		1,822.20	2,953.92
Technical support group		5,172.53	3,705.99
Study in India		1,084.36	3,375.69
Overseas Education Services		185.90	98.48

Particulars		For the year ended 31 <sup>st</sup> March, 2024	For the year ended 31 <sup>st</sup> March, 2023
Advisory services		3,549.51	1,447.42
Skilling Services		102.43	995.59
Educational Procurement		486.58	716.07
	B	<b>49,395.08</b>	<b>40,440.12</b>
<b>Other operating Revenue</b>			
Sale of MEIS/SEIS Duty Scrips		0.00	80.60
	C	-	<b>80.60</b>
<b>Total</b>	<b>(A+B+C)</b>	<b>65,584.58</b>	<b>43,984.30</b>

- a. Company has recognized revenue either on the basis of over time or point in time depending upon satisfaction of performance obligation on transferring control of goods or services to customers.
- b. For revenue recognition in respect of performance obligation satisfied at a "point in time" the following criteria is used for determining whether customer has obtained "Control on asset".
  - i. Transfer of significant risk and rewards
  - ii. Customer has legal title to the asset
  - iii. The entity has transferred physical possession of the asset
  - iv. Customer has accepted the asset
  - v. Entity has the present right to payment for the asset
- c. Contract with customer in respect of which revenue is recognised over a period of time output method is used to recognise revenue where passage of time is the criteria for satisfaction of performance obligation.
- d. In most of the cases, payments from customers are linked with performance obligations. Wherever on the reporting date work has been performed and payment is not due as per the contract, in such cases contract assets have been created. However, where payment has been received including advance but performance has not been completed, in such cases contract liabilities have been created. Advances received by the Company for execution of work are in the nature of security i.e a source of protection and are not for financing the project.
- e. Transaction price is typically determined based on contract entered into with customer. Allocation of transaction price in respect to multiple obligation is based on relative standalone selling price.
- f. Disaggregation of revenues

The following table provides information about disaggregated revenue by major service lines:

Particulars		For the year ended 31 <sup>st</sup> March, 2024	For the year ended 31 <sup>st</sup> March, 2023
<b>Sale of products</b>			
Digital education system		15,783.12	2,428.27
Educational procurement		406.38	1,035.31
	A	<b>16,189.50</b>	<b>3,463.58</b>
<b>Sale of services</b>			
Online testing and assessment services		36,991.57	27,146.98



Particulars		For the year ended 31 <sup>st</sup> March, 2024	For the year ended 31 <sup>st</sup> March, 2023
Digital education system		1,822.20	2,953.92
Technical support group		5,172.53	3,705.99
Study in India		1,084.36	3,375.69
Overseas Education Services		185.90	98.48
Advisory services		3,549.51	1,447.42
Skilling Services		102.43	995.59
Educational Infrastructure		486.58	716.07
	B	<b>49,395.08</b>	<b>40,440.12</b>
<b>Total</b>		<b>65,584.58</b>	<b>43,903.70</b>

g. Contract liabilities (Deferred Income)

The following table disclose the movement of deferred revenue balances:

Particulars	As at 31 <sup>st</sup> March, 2024	As at 31 <sup>st</sup> March, 2023
Balance at the beginning of the year	2,260.47	2,393.62
Previous Year Adjustment	-	87.72
Revenue recognized that was included in the deferred revenue balance	(1,532.12)	(1,533.92)
Increase due to invoicing during the year	1,193.46	1,313.05
<b>Balance at the end of the year</b>	<b>1,921.81</b>	<b>2,260.47</b>

h. Transaction price allocated to the remaining performance obligation

The aggregate amount of transaction price allocated to remaining performance obligations and expected conversion of the same into revenue is as follows:

Expected revenue to be recognized during	For the year ended 31 <sup>st</sup> March, 2024	For the year ended 31 <sup>st</sup> March, 2023
0 to 1 years	1,282.93	1,532.12
1 to 2 years	396.10	605.88
2 to 3 years	242.78	106.76
> 3 years	-	15.72
<b>Total</b>	<b>1,921.81</b>	<b>2,260.47</b>

i. Contract assets

Balances of receivables and contract assets are as follows:

Particulars	As at 31 <sup>st</sup> March, 2024	As at 31 <sup>st</sup> March, 2023
Receivables net of ECL	12,736.29	19,618.51
Contract assets (Income accrued but not due)	3,265.73	8,608.52

### Note 33 : Other income

(Amounts in ₹ lakhs)

Particulars	For the year ended 31 <sup>st</sup> March, 2024	For the year ended 31 <sup>st</sup> March, 2023
Interest income on financial assets -carried at amortised cost:-		
- Bank deposits	1,519.16	943.77
Old Balances written back	154.56	0.07
Net Profit on foreign currency transaction & translation	12.34	11.83
Reversal of Expected Credit Loss provision	-	94.35
Other non operating income	24.59	123.35
<b>Total</b>	<b>1,710.65</b>	<b>1,173.37</b>

### Note 34 : Cost of Operations

(Amounts in ₹ lakhs)

Particulars	For the year ended 31 <sup>st</sup> March, 2024	For the year ended 31 <sup>st</sup> March, 2023
Online testing and assessment services	25,506.81	18,016.61
Digital education system	1,317.58	2,593.93
Technical support group	4,714.20	3,381.85
Study in India	1,015.16	2,799.50
Overseas Education Services	28.68	8.38
Advisory services	3,213.88	1,251.14
Skilling Services	74.77	886.75
Educational Procurement	482.72	659.66
<b>Other operating Expenses</b>		
On Sale of MEIS/SEIS Duty Scrips	-	1.19
<b>Total</b>	<b>36,353.81</b>	<b>29,599.01</b>

### Note 35 : Purchase of stock-in-trade

(Amounts in ₹ lakhs)

Particulars	For the year ended 31 <sup>st</sup> March, 2024	For the year ended 31 <sup>st</sup> March, 2023
Digital education system	13,132.55	2,502.89
Educational procurement	582.25	930.73
<b>Total</b>	<b>13,714.80</b>	<b>3,433.62</b>

### Note 36 : Changes in inventories of finished goods, work in progress and stock in trade

(Amounts in ₹ lakhs)

Particulars	For the year ended 31 <sup>st</sup> March, 2024	For the year ended 31 <sup>st</sup> March, 2023
Opening stock of stock-in-trade	306.08	-
Less: Closing stock of stock-in-trade	935.42	306.08
Change in stock-in-trade	(629.34)	(306.08)
<b>Total</b>	<b>(629.34)</b>	<b>(306.08)</b>

### Note 37 : Employee benefit expenses

(Amounts in ₹ lakhs)

Particulars	For the year ended 31 <sup>st</sup> March, 2024	For the year ended 31 <sup>st</sup> March, 2023
Salaries and wages	1,919.98	1,920.37
Contribution to provident fund & employee deposit linked insurance	153.57	147.16
Contribution to pension scheme	127.36	106.07
Employee insurance	4.54	6.56
Staff medical expenses	102.55	41.10
Gratuity expense	62.97	47.63
Productivity linked incentives (PRP)	273.60	278.17
Ex-Gratia	54.94	55.16
Post retirement medical benefits scheme	32.51	8.53
Sitting Fee paid to Directors	7.95	8.25
Staff welfare expenses	64.95	54.67
<b>Total</b>	<b>2,804.92</b>	<b>2,673.67</b>

### Note 38 : Finance cost

(Amounts in ₹ lakhs)

Particulars	For the year ended 31 <sup>st</sup> March, 2024	For the year ended 31 <sup>st</sup> March, 2023
Interest on:-		
-Lease liabilities	22.77	21.96
-Others [Refer Note No. 44]	171.84	0.00
<b>Total</b>	<b>194.61</b>	<b>21.96</b>

### Note 39 : Depreciation and amortization

(Amounts in ₹ lakhs)

Particulars	For the year ended 31 <sup>st</sup> March, 2024	For the year ended 31 <sup>st</sup> March, 2023
Depreciation of property, plant and equipment	87.17	82.12
Depreciation of right of use assets	5.19	5.19
Amortisation of intangible assets	0.63	2.80
<b>Total</b>	<b>92.99</b>	<b>90.11</b>

### Note 40 : Other expenses

(Amounts in ₹ lakhs)

Particulars	For the year ended 31 <sup>st</sup> March, 2024	For the year ended 31 <sup>st</sup> March, 2023
Recruitment expenses	0.70	1.85
Postage, Telephone & Telex	8.96	23.95

Particulars	For the year ended 31 <sup>st</sup> March, 2024	For the year ended 31 <sup>st</sup> March, 2023
Travelling & Conveyance	164.76	104.96
Electricity & Water charges	55.66	52.43
Insurance expenses	2.96	1.66
Printing & stationery	22.62	19.87
<b>Repairs &amp; Maintenance:-</b>		
Office equipment	28.25	28.10
Premises	50.28	56.71
Advertisement & Publicity	22.25	19.84
Legal, Professional & Consultancy charges	80.34	53.48
Auditor's remuneration (Refer Note no. 45)	4.60	4.58
Bank charges	3.17	2.70
Membership and subscription	4.47	4.07
Books & periodicals	0.68	0.66
Rent paid	16.06	15.33
Business development expenses	19.11	32.91
Interest & Penalty	0.08	7.60
Security expenses	60.43	58.00
Seminar & training	19.41	5.39
Allowance for expected credit loss	80.52	0.00
Net Loss on sale of Property, Plant & Equipment and Intangible Assets	0.97	0.06
Other miscellaneous expenses	284.12	125.48
<b>Total</b>	<b>930.40</b>	<b>619.64</b>

## Note 41 : Exceptional items

(Amounts in ₹ lakhs)

Particulars	For the year ended 31 <sup>st</sup> March, 2024	For the year ended 31 <sup>st</sup> March, 2023
Net Loss on written off of Property, Plant & Equipment and Intangible Assets	0.51	2.84
<b>Total</b>	<b>0.51</b>	<b>2.84</b>

## Note 42 : Income Tax

Income tax expense in the statement of profit and loss comprises:

(a) Income tax expense reported in statement of profit and loss comprises:

(Amounts in ₹ lakhs)

Particulars		For the year ended 31 <sup>st</sup> March, 2024	For the year ended 31 <sup>st</sup> March, 2023
<b>Current income tax:</b>			
In respect of the current period	(A)	3,540.51	2,281.92
In respect of the previous period		(2.83)	6.40

Particulars		For the year ended 31 <sup>st</sup> March, 2024	For the year ended 31 <sup>st</sup> March, 2023
<b>Total income tax</b>		<b>3,537.68</b>	<b>2,288.32</b>
<b>Deferred tax:</b>			
In respect of the current period	(B)	(40.87)	18.72
In respect of the current period (recognized in OCI)		(14.36)	(14.93)
<b>Income tax expense recognised in the statement of profit or loss</b>		<b>3,482.45</b>	<b>2,292.11</b>
<b>Effective income tax rate</b>	(C)	25.435%	<b>25.74%</b>

(b) Reconciliation of tax expense and accounting profit multiplied by Statutory Income tax rate for the year indicated are as follows:

(Amounts in ₹ lakhs)

Particulars		For the year ended 31 <sup>st</sup> March, 2024	For the year ended 31 <sup>st</sup> March, 2023
Accounting profit before tax		<b>13,690.94</b>	<b>8,901.88</b>
Statutory income tax rate		25.17%	25.17%
<b>Computed tax expense</b>		<b>3,445.74</b>	<b>2,240.43</b>
Effect of expenses that are not deductible in determining taxable profit		40.67	43.83
Previous year tax expenses		(2.83)	6.40
Others		(1.13)	1.46
<b>Income tax expenses recognised in statement of profit and loss</b>		<b>3,482.45</b>	<b>2,292.12</b>

### Note 43 : Earning per equity share (amount in INR)

(Amounts in ₹ lakhs)

Particulars	For the year ended 31 <sup>st</sup> March, 2024	For the year ended 31 <sup>st</sup> March, 2023
<u>Basic earning per equity share:</u>		
Profit after tax attributable to equity shareholders (INR Lakhs)	10,194.13	6,594.84
Computation of weighted average number of equity shares of INR 100/- each		
-Number of shares at the beginning of the year	1,000,000	1,000,000
-Shares issued during the year	1,000,000	-
Total number of equity shares outstanding at the end of the year	2,000,000	1,000,000
Weighted average number of equity shares used in computing basic earning per share (based on the date of issue / cancellation of shares)	2,000,000	2,000,000
<b>Basic earning per equity share of face value of INR 100/- each</b>	<b>509.71</b>	<b>329.74</b>
<u>Diluted earning per equity share:</u>		
Profit after tax attributable to equity shareholders (INR Lakhs)	10,194.13	6,594.84

Particulars	For the year ended 31 <sup>st</sup> March, 2024	For the year ended 31 <sup>st</sup> March, 2023
Computation of weighted average number of equity shares of INR 100/- each		
Weighted average number of equity shares	2,000,000	2,000,000
Weighted average number of diluted equity shares	2,000,000	2,000,000
<b>Diluted earning per equity share of face value of INR 100/- each</b>	<b>509.71</b>	<b>329.74</b>

Note:- Earning per share for previous year has been restated using adjusted weighted average no. of equity shares due to issue of Bonus Shares in FY 23-24 as per Ind AS-33-“Earning Per Share”.

## Note 44 : Contingent liabilities and commitments

(Amounts in ₹ lakhs)

Particulars		As at March 31, 2024	As at March 31, 2023	As at 1 <sup>st</sup> April, 2022
<b>Contingent liabilities:</b>				
a. Claims against the company not acknowledged as debt				
-Claims by Ex-Employees (refer sub note no. v, vi and vii)		43.48	31.97	31.97
-Claims by others (refer sub note no. i, ii, iii & iv)		293.68	423.55	424.11
b. Other money for which the company is contingently liable.		-	-	-
	<b>(A)</b>	<b>337.16</b>	<b>455.52</b>	<b>456.08</b>
<b>Capital commitments:</b>				
a. Estimated amount of contracts remaining to be executed and not provided for:				
b. Uncalled liability on shares and other investments partly paid;		5,107.29	-	1.87
c. Other commitments (specify nature).		-	-	-
	<b>(B)</b>	<b>5,107.29</b>	<b>-</b>	<b>1.87</b>
<b>Total</b>	<b>(A) + (B)</b>	<b>5,444.45</b>	<b>455.52</b>	<b>457.95</b>

- i. Company awarded work to C-Net Infotech Pvt. Ltd. for design, development, training & maintenance of web-based project management system for TEQIP-III (world bank assisted project). The contract was terminated with the contractor due to not having the technical competency and submission of fraudulent documents. The matter is pending before Hon'ble District Commercial Court, Kasna, Greater NOIDA. Amount claimed by C-Net Infotech Pvt. Ltd. from EdCIL is ₹ 282.87 Lakh (Previous year ₹ 282.87 Lakh). Counter claim by EdCIL on the contractor is ₹ 469.37 Lakh.
- ii. M/s. Multiplzone had filed civil suit in the lower court for recovery of ₹ 13.95 lakh (Previous year ₹ 13.95 lakh) along with interest in FY 2006-07 in respect of supply of software for which payment was not processed by EdCIL due to late supply of software and consequent non acceptance by client. The case was rejected by the lower court as suit was time barred. M/s Multiplzone has moved an appeal in Hon'ble High Court, Delhi contesting against the judgment of lower court. Corresponding to the claim of M/s. Multiplzone, provision of ₹ 7.68 lakh (Previous year ₹ 7.68 lakh) exists in the books of accounts and



amount pending for Provision is ₹ 6.27 lakh (Previous year ₹ 6.27 lakh) in the books of accounts.

- iii. An application has been filed by the old vendor against the company in the SDM MSME, Jamnagar House, for the outstanding payments of ₹ 6.49 lakhs. Corresponding to the claim, the company had paid ₹ 1.95 lakh till FY 2022-23 towards settlements and an amount of ₹ 4.54 lakh is pending (Previous year ₹ 4.54 lakh).
- iv. The company was awarded the work of construction of eleven residential school complexes in Karnataka for which work was awarded to the contractor M/s. Vinyasa Engineers Pvt. Ltd. There was disagreement on contractual dues hence appeal was filed before the Hon'ble High court of Karnataka by the company which was disposed off against the company during FY 2023-24 and accordingly company has made the total provision of Rs. 285.77 Lakh in the books of account (Interest Amount Rs. 171.84 Lakh) in FY 2023-24 (Previous Year: Nil). The same is disputed liability in the company books & company is going to file SLP/ Appeal/Petition for the same before the Hon'ble Supreme Court. An amount of Rs.129.87 Lakh was in the contingent Liability for the same in the last financial year 2022-23.
- v. Two Ex-employee have filed the case against the company seeking enhancement / reimbursement of Superannuation Benefit i.e., Pension & Post-Retirement Medical Scheme of ₹ 27.64 Lakh (Previous year ₹ 27.64 Lakh) and these case are pending before Hon'ble Patiala House Court, Delhi.
- vi. An application has been filed by the spouse of ex-employee of the company in Regional Labour commissioner's (RLC's) office, Noida towards the Gratuity claim against the company. Consequently, an order is passed by the Regional Labour commissioner's against the company to pay the gratuity amount of Rs. 4.33 Lakh along with interest. In this regard, to challenge the impugned order appeal has been filed along with submission of Demand Draft of ₹ 4.33 Lakh by the company at the office of Deputy Chief Labour commissioner's (central) situated in Dehradun.(Previous Year: ₹ 4.33 Lakh).
- vii. Few ex- employees have filed claim against the company in Assistant Labour commissioner's (ALC's) office to pay the gratuity amount of Rs. 11.51 lakhs (Previous Year: NIL) along with interest.

#### Capital commitments:

- i. Company has acquired an office space at World Trade Centre, Nauroji Nagar, New Delhi for an amount of Rs. 7821.56 Lakh (including all taxes & charges) from Ministry of Housing & Urban Affairs (MoHUA) through NBCC (India) Ltd. out of which Rs. 2714.27 Lakh has been paid till FY 2023-24 to MoHUA which is shown under Capital Advance in Note No. 12. Balance amount to be paid in the next Financial Year(s) on this account is Rs. 5107.29 Lakh.

#### Note 45 : Remuneration to Statutory Auditors during the year is as follows:

(Amounts in ₹ lakhs)

Particulars		For the year ended 31 <sup>st</sup> March, 2024	For the year ended 31 <sup>st</sup> March, 2023
As Auditor:			
-For Statutory Audit		4.00	4.00
-For Tax Audit		1.50	1.50
-Out of Pocket Expenses		0.60	0.58
<b>Total</b>	<b>(A)</b>	<b>6.10</b>	<b>6.08</b>

Particulars		For the year ended 31 <sup>st</sup> March, 2024	For the year ended 31 <sup>st</sup> March, 2023
For certification work:			
-For Certification		3.47	2.71
	<b>(B)</b>	<b>3.47</b>	<b>2.71</b>
	<b>(A+B)</b>	<b>9.57</b>	<b>8.79</b>

## Note 46 : Employee benefit plans

### a. Defined contribution plans

The Company makes contributions, determined as a specified percentage of employee salaries in respect of qualifying employees towards Provident Fund which is a defined contribution plan. The Company has no obligations other than to make the specified contributions. The Company's contribution is recognised as an expense in the Statement of profit and loss during the period in which the employee renders the related services.

During the year, the Company has recognised the following amounts in the Statement of profit and loss, which are included in contribution to provident and other funds.

(Amounts in ₹ lakhs)

Particulars		For the year ended 31 <sup>st</sup> March, 2024	For the year ended 31 <sup>st</sup> March, 2023
Employer's contribution to provident fund & employee deposit linked insurance		153.57	147.16
Employer's contribution to Pension Scheme		127.36	106.07
Employer's contribution as per Employees' State Insurance Act, 1948		-	-

### b. Defined benefit plans

#### i. Gratuity

The Company provides for gratuity, a defined benefit plan (the Gratuity Plan), to its employees. The Gratuity Plan provides a lump sum payment to vested employees, at retirement or termination of employment, of an amount based on the respective employee's last drawn salary and years of employment with the Company. The gratuity plan of the Company is funded.

This plan typically exposes the Company to the following risks:

#### A) Salary Increases-

Actual salary increases will increase the Plan's liability. Increase in salary increase rate assumption in future valuations will also increase the liability.

#### B) Investment Risk-

If Plan is funded then assets liabilities mismatch & actual investment return on assets lower than the discount rate assumed at the last valuation date can impact the liability.

**C) Discount Rate-**

Reduction in discount rate in subsequent valuations can increase the plan's liability.

**D) Mortality & disability-**

Actual deaths & disability cases proving lower or higher than assumed in the valuation can impact the liabilities.

**E) Withdrawals-**

Actual withdrawals proving higher or lower than assumed withdrawals and change of withdrawal rates at subsequent valuations can impact Plan's liability.

The following table sets out the status of the funded gratuity plan as required under Ind AS 19 'Employee benefits'.

**A. Change in Benefit Obligation****(Amounts in ₹ lakhs)**

Particulars	As at March 31, 2024	As at March 31, 2023	As at 1 <sup>st</sup> April, 2022
<b>Change in present value of benefit obligation</b>			
Obligation at the beginning of the year	1,004.11	878.63	831.77
Current service cost	54.59	47.82	42.97
Interest cost	74.10	63.09	56.56
Actuarial (gains)/losses arising from changes in financial assumptions	177.03	(10.02)	(17.32)
Actuarial (gains)/losses arising from experience adjustments	(128.85)	68.79	43.35
Benefits paid	(317.47)	(44.20)	(78.71)
<b>Obligation at the end of the year</b>	<b>863.51</b>	<b>1,004.11</b>	<b>878.63</b>

**B. Change in plan assets****(Amounts in ₹ lakhs)**

Particulars	As at March 31, 2024	As at March 31, 2023	As at 1 <sup>st</sup> April, 2022
Fair value of plan assets at the beginning of the period	890.59	874.26	796.02
Actual return on plan assets	56.98	62.73	59.44
FMC Charges	(0.15)	(0.51)	(1.22)
Employer contribution	83.04	-	98.72
Benefits paid	(317.47)	(44.20)	(78.71)
Excess amount received from fund	(3.75)	(1.70)	-
<b>Fair value of plan assets at the end of the period</b>	<b>709.25</b>	<b>890.59</b>	<b>874.26</b>

**C. Change in Net Defined Benefit Obligation**
**(Amounts in ₹ lakhs)**

Particulars	As at March 31, 2024	As at March 31, 2023	As at 1 <sup>st</sup> April, 2022
Net defined benefit liability at the start of the period	113.52	4.37	35.75
Acquisition adjustment	-	-	-
Total Service Cost	54.59	47.82	42.97
Net Interest cost (Income)	8.38	0.31	2.43
Re-measurements	57.07	59.32	21.93
Contribution paid to the Fund	(83.04)	-	(98.72)
Excess amount received from fund	3.74	1.70	-
Benefit paid directly by the enterprise	-	-	-
<b>Net defined benefit liability at the end of the period</b>	<b>154.26</b>	<b>113.52</b>	<b>4.37</b>

**D. Expenses recognized in the Statement of profit and loss**
**(Amounts in ₹ lakhs)**

Particulars	For the year ended 31 <sup>st</sup> March, 2024	For the year ended 31 <sup>st</sup> March, 2023
Current service cost	54.60	47.82
Past service cost	-	-
Interest cost	74.10	63.09
Interest Income	(65.73)	(63.28)
<b>Total expense recognised in the Statement of profit and loss</b>	<b>62.97</b>	<b>47.63</b>

**E. Expense recognised in the Other comprehensive income**
**(Amounts in ₹ lakhs)**

Particulars	For the year ended 31 <sup>st</sup> March, 2024	For the year ended 31 <sup>st</sup> March, 2023
Actuarial gain / (loss) for the year on PBO	(48.17)	(58.77)
Actuarial gain /(loss) for the year on Asset	(8.90)	(0.55)
<b>Total expenses recognised in the Other comprehensive income</b>	<b>(57.08)</b>	<b>(59.32)</b>

**F. Expense recognised in the Comprehensive income**
**(Amounts in ₹ lakhs)**

Particulars	For the year ended 31 <sup>st</sup> March, 2024	For the year ended 31 <sup>st</sup> March, 2023
Expense recognised in the Statement of profit and loss	62.97	47.63
Expense recognised in the Other comprehensive income	(57.08)	(59.32)
	<b>120.05</b>	<b>106.95</b>

## G. Maturity Profile of Defined Benefit Obligation

(Amounts in ₹ lakhs)

Particulars	As at 31 <sup>st</sup> March, 2024	As at 31 <sup>st</sup> March, 2023
0 to 1 Year	106.72	321.18
1 to 2 Year	106.78	81.65
2 to 3 Year	72.27	80.42
3 to 4 Year	98.19	103.36
4 to 5 Year	41.36	68.70
5 to 6 Year	83.19	29.46
6 Year onwards	355.01	319.34
<b>Total</b>	<b>863.51</b>	<b>1,004.10</b>

## H. Sensitivity Analysis

Reasonably possible changes at the reporting date to one of the relevant actuarial assumptions, holding other assumptions constant, would have affected the defined benefit obligation by the amounts shown below:

(Amounts in ₹ lakhs)

Particulars	As at March 31, 2024	As at March 31, 2023	As at 1 <sup>st</sup> April, 2022
<b>Impact of the change in discount rate</b>			
Present value of obligation at the end of the year	863.50	1,004.11	878.63
a) Impact due to increase of 0.50%	(36.69)	(23.98)	(21.48)
b) Impact due to decrease of 0.50 %	22.77	25.66	22.99
<b>Impact of the change in salary increase</b>			
Present value of obligation at the end of the year	863.50	1,004.11	878.63
a) Impact due to increase of 0.50%	23.14	26.01	16.81
<b>b) Impact due to decrease of 0.50 %</b>	<b>(37.28)</b>	<b>(24.51)</b>	<b>(16.45)</b>

Sensitivities due to mortality and withdrawals are not material and hence impact of change not calculated

Sensitivities as to rate of inflation, rate of increase of pensions in payment, rate of increase of pensions before retirement and life expectancy are not applicable being a lump sum benefit on retirement.

## I. Actuarial assumptions

The following were the principal actuarial assumptions at the reporting date (expressed as weighted averages).

(Amounts in ₹ lakhs)

Particulars	As at March 31, 2024	As at March 31, 2023	As at 1 <sup>st</sup> April, 2022
i) Retirement Age (Years)	60	60	60
ii) Discount rate	7.23%	7.38%	7.18%
iii) Future salary increases	5.50%	5.50%	5.50%
iv) Mortality rates inclusive of provision for disability	100% of IALM (2012 - 14)	100% of IALM (2012 - 14)	100% of IALM (2012 - 14)

Particulars	As at March 31, 2024	As at March 31, 2023	As at 1 <sup>st</sup> April, 2022
v) Attrition at Ages	<b>Withdrawal Rate (%)</b>	<b>Withdrawal Rate (%)</b>	<b>Withdrawal Rate (%)</b>
Up to 30 Years	5.00	5.00	5.00
From 31 to 44 years	2.00	2.00	2.00
Above 44 years	1.00	1.00	1.00

**J. Major categories of plan assets (as percentage of total plan assets):**

Particulars	As at March 31, 2024	As at March 31, 2023	As at 1 <sup>st</sup> April, 2022
Government of India Securities	0.00%	0.00%	0.00%
State Government securities	0.00%	0.00%	0.00%
High Quality Corporate Bonds	0.00%	0.00%	0.00%
Equity Shares of listed companies	0.00%	0.00%	0.00%
Funds Managed by Insurer	<b>100.00%</b>	<b>100.00%</b>	<b>100.00%</b>
Bank Balance	0.00%	0.00%	0.00%

**ii. Earned leave**

The Company operates earned leave benefit plan, where in every employee is entitled to a benefit equivalent to the leaves earned by the employee for each completed year of service. The salary for calculation of earned leave is last drawn salary. The same is payable during the service, early retirement, withdrawal of scheme, resignation by employee and upon death of employee.

The liability of the Company under the earned leave benefit plan has been evaluated by an independent actuary using projected unit credit method ('PUC'). The earned leave liability is unfunded as on the date of balance sheet.

This plan typically exposes the Company to the following risks:

**A) Salary Increases**

Actual salary increases will increase the Plan's liability. Increase in salary increase rate assumption in future valuations will also increase the liability.

**B) Investment Risk**

If Plan is funded then assets liabilities mismatch & actual investment return on assets lower than the discount rate assumed at the last valuation date can impact the liability.

**C) Discount Rate**

Reduction in discount rate in subsequent valuations can increase the plan's liability.

**D) Mortality & disability**

Actual deaths & disability cases proving lower or higher than assumed in the valuation can impact the liabilities.



**E) Withdrawals**

Actual withdrawals proving higher or lower than assumed withdrawals and change of withdrawal rates at subsequent valuations can impact Plan's liability.

The following table sets out the status of the earned leave plan as required under Ind AS 19 'Employee benefits'.

**A. Change in Benefit Obligation**

(Amounts in ₹ lakhs)

Particulars	As at March 31, 2024	As at March 31, 2023	As at 1 <sup>st</sup> April, 2022
Present value of obligation as at the beginning of the period	410.24	351.52	389.05
Acquisition adjustment	5.53	-	-
Interest Cost	30.28	25.24	26.46
Service Cost	43.34	36.09	30.32
Past Service Cost including curtailment Gains/Losses	-	-	-
Benefits Paid	(66.57)	(61.60)	(217.01)
Total Actuarial (Gain)/Loss on Obligation	(7.88)	58.99	122.71
<b>Present value of obligation as at the End of the period</b>	<b>414.94</b>	<b>410.24</b>	<b>351.52</b>

**B. Balance Sheet and related analysis**

(Amounts in ₹ lakhs)

Particulars	As at March 31, 2024	As at March 31, 2023	As at 1 <sup>st</sup> April, 2022
Present Value of the obligation at end	414.94	410.24	351.52
Fair value of plan assets	-	-	-
<b>Unfunded Liability/provision in Balance Sheet</b>	<b>414.94</b>	<b>410.24</b>	<b>351.52</b>
Current liability (Amount due within one year)	71.47	89.51	26.15
Non-Current liability (Amount due over one year)	343.47	320.73	325.37

**C. Expenses recognized in the Statement of profit and loss**

(Amounts in ₹ lakhs)

Particulars	For the year ended 31 <sup>st</sup> March, 2024	For the year ended 31 <sup>st</sup> March, 2023
Current service cost	43.34	36.09
Past service cost	-	-
Net actuarial (gain) / loss recognized in the period	(7.88)	58.99
Interest cost	30.28	25.24
<b>Total expense recognised in the Statement of profit and loss</b>	<b>65.74</b>	<b>120.32</b>

**D. Expense recognised in the Other comprehensive income**
**(Amounts in ₹ lakhs)**

Particulars	For the year ended 31 <sup>st</sup> March, 2024	For the year ended 31 <sup>st</sup> March, 2023
Actuarial (Gain)/Loss on arising from Change in Financial Assumption	-	-
Actuarial (Gain)/Loss on arising from Experience Adjustment	-	-
<b>Total expenses recognized in the Other comprehensive income</b>	<b>-</b>	<b>-</b>

**E. Expense recognised in the Comprehensive income**
**(Amounts in ₹ lakhs)**

Particulars	For the year ended 31 <sup>st</sup> March, 2024	For the year ended 31 <sup>st</sup> March, 2023
Expense recognised in the Statement of profit and loss	65.74	120.32
Expense recognised in the Other comprehensive income	-	-
	<b>65.74</b>	<b>120.32</b>

**F. Maturity Profile of Defined Benefit Obligation**
**(Amounts in ₹ lakhs)**

Particulars	For the year ended 31 <sup>st</sup> March, 2024	For the year ended 31 <sup>st</sup> March, 2023
0 to 1 Year	71.47	89.51
1 to 2 Year	40.96	53.78
2 to 3 Year	24.58	30.41
3 to 4 Year	58.32	18.45
4 to 5 Year	25.12	48.38
5 to 6 Year	29.39	20.31
6 Year onwards	165.11	149.40
<b>Total</b>	<b>414.95</b>	<b>410.24</b>

**G. Sensitivity Analysis**

Reasonably possible changes at the reporting date to one of the relevant actuarial assumptions, holding other assumptions constant, would have affected the defined benefit obligation by the amounts shown below:

**(Amounts in ₹ lakhs)**

Particulars	As at March 31, 2024	As at March 31, 2023	As at 1 <sup>st</sup> April, 2022
<b>Impact of the change in discount rate</b>			
Present value of obligation at the end of the year	414.95	410.24	351.52
a) Impact due to increase of 0.50%	(15.428)	(13.16)	(11.33)
b) Impact due to decrease of 0.50 %	16.480	14.24	12.26
<b>Impact of the change in salary increase</b>			
Present value of obligation at the end of the year	414.95	410.24	351.52
a) Impact due to increase of 0.50%	16.77	14.43	12.39
b) Impact due to decrease of 0.50 %	(15.59)	(13.45)	(11.55)

## H. Actuarial assumptions

The following were the principal actuarial assumptions at the reporting date

(Amounts in ₹ lakhs)

Particulars	As at March 31, 2024	As at March 31, 2023	As at 1 <sup>st</sup> April, 2022
<b>Economic Assumptions :</b>			
i) Discounting Rate	7.23%	7.38%	7.18%
ii) Future salary Increase	5.50%	5.50%	5.50%
<b>Demographic Assumption :</b>			
i) Retirement Age (Years)	60	60	60
ii) Mortality rates inclusive of provision for disability **	100 % of IALM (2012 - 14)	100 % of IALM (2012 - 14)	100 % of IALM (2012 - 14)
iii) Ages	<b>Withdrawal Rate (%)</b>	<b>Withdrawal Rate (%)</b>	<b>Withdrawal Rate (%)</b>
Up to 30 Years	5.00	5.00	5.00
From 31 to 44 years	2.00	2.00	2.00
Above 44 years	1.00	1.00	1.00
iv) Leave			
Leave Availment Rate	5.00%	5.00%	5.00%
Leave Lapse rate while in service	Nil	Nil	Nil
Leave Lapse rate on exit	Nil	Nil	Nil
Leave encashment Rate while in service	5.00%	5.00%	5.00%

### iii. Sick leave

The Company operates sick leave benefit plan, where in every employee is entitled to a benefit equivalent to the sick earned by the employee for each completed year of service. The salary for calculation of sick leave is last drawn salary. The same is payable during the service, early retirement, withdrawal of scheme, resignation by employee and upon death of employee.

The liability of the Company under the sick leave benefit plan has been evaluated by an independent actuary using projected unit credit method ('PUC'). The sick leave liability is unfunded as on the date of balance sheet.

This plan typically exposes the Company to the following risks:

#### A) Salary Increases

Actual salary increases will increase the Plan's liability. Increase in salary increase rate assumption in future valuations will also increase the liability.

#### B) Investment Risk

If Plan is funded then assets liabilities mismatch & actual investment return on assets lower than the discount rate assumed at the last valuation date can impact the liability.

#### C) Discount Rate

Reduction in discount rate in subsequent valuations can increase the plan's liability.

**D) Mortality & disability**

Actual deaths & disability cases proving lower or higher than assumed in the valuation can impact the liabilities.

**E) Withdrawals**

Actual withdrawals proving higher or lower than assumed withdrawals and change of withdrawal rates at subsequent valuations can impact Plan's liability.

The following table sets out the status of the earned leave plan as required under Ind AS 19 'Employee benefits'.

**A. Change in Benefit Obligation**

(Amounts in ₹ lakhs)

Particulars	As at March 31, 2024	As at March 31, 2023	As at 1 <sup>st</sup> April, 2022
Present value of obligation as at the beginning of the period	259.26	236.99	249.15
Interest Cost	19.13	17.02	15.76
Service Cost	19.71	19.16	18.54
Past Service Cost including curtailment Gains/Losses		-	-
Benefits Paid	(19.04)	(12.09)	(23.68)
Total Actuarial (Gain)/Loss on Obligation	(36.40)	(1.82)	(22.78)
<b>Present value of obligation as at the End of the period</b>	<b>242.66</b>	<b>259.26</b>	<b>236.99</b>

**B. Balance Sheet and related analysis**

(Amounts in ₹ lakhs)

Particulars	As at March 31, 2024	As at March 31, 2023	As at 1 <sup>st</sup> April, 2022
Present Value of the obligation at end	242.66	259.26	236.99
Fair value of plan assets		-	-
<b>Unfunded Liability/provision in Balance Sheet</b>	<b>242.66</b>	<b>259.26</b>	<b>236.99</b>
Current liability (Amount due within one year)	3.18	3.17	3.06
Non-Current liability (Amount due over one year)	239.48	256.09	233.93

**C. Expenses recognized in the Statement of profit and loss**

(Amounts in ₹ lakhs)

Particulars	For the year ended 31 <sup>st</sup> March, 2024	For the year ended 31 <sup>st</sup> March, 2023
Current service cost	19.71	19.16
Past service cost	-	-
Net actuarial (gain) / loss recognized in the period	(36.40)	(1.82)
Interest cost	19.13	17.02
<b>Total expense recognised in the Statement of profit and loss</b>	<b>2.44</b>	<b>34.36</b>

**D. Expense recognised in the Other comprehensive income**

(Amounts in ₹ lakhs)

Particulars	For the year ended 31 <sup>st</sup> March, 2024	For the year ended 31 <sup>st</sup> March, 2023
Actuarial (Gain)/Loss on arising from Change in Financial Assumption	-	-
Actuarial (Gain)/Loss on arising from Experience Adjustment	-	-
<b>Total expenses recognized in the Other comprehensive income</b>	<b>-</b>	<b>-</b>

**E. Expense recognised in the Comprehensive income**

(Amounts in ₹ lakhs)

Particulars	For the year ended 31 <sup>st</sup> March, 2024	For the year ended 31 <sup>st</sup> March, 2023
Expense recognised in the Statement of profit and loss	2.44	34.36
Expense recognised in the Other comprehensive income	-	-
	<b>2.44</b>	<b>34.36</b>

**F. Maturity Profile of Defined Benefit Obligation**

(Amounts in ₹ lakhs)

Particulars	As at 31 <sup>st</sup> March, 2024	As at 31 <sup>st</sup> March, 2023
0 to 1 Year	3.18	20.60
1 to 2 Year	45.04	50.11
2 to 3 Year	16.99	20.49
3 to 4 Year	27.87	16.90
4 to 5 Year	18.26	23.39
5 to 6 Year	35.56	18.25
6 Year onwards	95.76	109.52
<b>Total</b>	<b>242.66</b>	<b>259.26</b>

**G. Sensitivity Analysis**

Reasonably possible changes at the reporting date to one of the relevant actuarial assumptions, holding other assumptions constant, would have affected the defined benefit obligation by the amounts shown below:

(Amounts in ₹ lakhs)

Particulars	As at March 31, 2024	As at March 31, 2023	As at 1 <sup>st</sup> April, 2022
<b>Impact of the change in discount rate</b>			
Present value of obligation at the end of the year	242.66	259.26	236.99
a) Impact due to increase of 0.50%	(8.63)	(8.14)	(7.89)
b) Impact due to decrease of 0.50 %	9.14	8.74	8.48

Particulars	As at March 31, 2024	As at March 31, 2023	As at 1 <sup>st</sup> April, 2022
<b>Impact of the change in salary increase</b>			
Present value of obligation at the end of the year	242.66	259.26	236.99
a) Impact due to increase of 0.50%	9.30	8.85	8.57
b) Impact due to decrease of 0.50 %	(8.73)	(8.32)	(8.05)

## H. Actuarial assumptions

The following were the principal actuarial assumptions at the reporting date

Particulars	As at March 31, 2024	As at March 31, 2023	As at 1 <sup>st</sup> April, 2022
Economic Assumptions :			
i) Discounting Rate	7.23%	7.38%	7.18%
ii) Future salary Increase	5.50%	5.50%	5.50%
Demographic Assumption :			
i) Retirement Age (Years)	60	60	60
ii) Mortality rates inclusive of provision for disability **	100 % of IALM (2012 - 14)	100 % of IALM (2012 - 14)	100 % of IALM (2012 - 14)
iii) Ages	<b>Withdrawal Rate (%)</b>	<b>Withdrawal Rate (%)</b>	<b>Withdrawal Rate (%)</b>
Up to 30 Years	5.00	5.00	5.00
From 31 to 44 years	2.00	2.00	2.00
Above 44 years	1.00	1.00	1.00
iv) Leave			
Leave Availment Rate	50.00%	50.00%	50.00%
Leave Lapse rate on exit	50.00%	50.00%	50.00%

### iv. Post-retirement medical benefit

The liability of the Company under the post-retirement medical benefit has been evaluated by an independent actuary using projected unit credit method ('PUC'). The post-retirement medical benefit is unfunded as on the date of balance sheet.

The following table sets out the status of the earned leave plan as required under Ind AS 19 'Employee benefits'.

## A. Change in Benefit Obligation

The following were the principal actuarial assumptions at the reporting date

(Amounts in ₹ lakhs)

Particulars	As at March 31, 2024	As at March 31, 2023	As at 1 <sup>st</sup> April, 2022
Present value of obligation as at the beginning of the period	299.39	299.83	299.83
Interest Cost		-	-
Service Cost	33.11	8.83	-
Past Service Cost including curtailment Gains/Losses		-	-



Particulars	As at March 31, 2024	As at March 31, 2023	As at 1 <sup>st</sup> April, 2022
Benefits Paid	(10.74)	(9.28)	-
Total Actuarial (Gain)/Loss on Obligation		-	-
<b>Present value of obligation as at the End of the period</b>	<b>321.76</b>	<b>299.39</b>	<b>299.83</b>

## B. Balance Sheet and related analysis

The following were the principal actuarial assumptions at the reporting date

Particulars	As at March 31, 2024	As at March 31, 2023	As at 1 <sup>st</sup> April, 2022
Present Value of the obligation at end	321.76	299.39	299.83
Fair value of plan assets	-	-	-
<b>Unfunded Liability/provision in Balance Sheet</b>	<b>321.76</b>	<b>299.39</b>	<b>299.83</b>
Current liability (Amount due within one year)	14.67	11.84	10.50
Non-Current liability (Amount due over one year)	307.09	287.55	289.33

## C. Expenses recognized in the Statement of profit and loss

(Amounts in ₹ lakhs)

Particulars	For the year ended 31 <sup>st</sup> March, 2024	For the year ended 31 <sup>st</sup> March, 2023
Current service cost	33.11	8.83
Past service cost	-	-
Net actuarial (gain) / loss recognized in the period	-	-
Interest cost	-	-
<b>Total expense recognised in the Statement of profit and loss</b>	<b>33.11</b>	<b>8.83</b>

## D. Expense recognised in the Other comprehensive income

(Amounts in ₹ lakhs)

Particulars	For the year ended 31 <sup>st</sup> March, 2024	For the year ended 31 <sup>st</sup> March, 2023
Actuarial (Gain)/Loss on arising from Change in Financial Assumption	-	-
Actuarial (Gain)/Loss on arising from Experience Adjustment	-	-
<b>Total expenses recognised in the Other comprehensive income</b>	<b>-</b>	<b>-</b>

## E. Expense recognised in the Comprehensive income

(Amounts in ₹ lakhs)

Particulars	For the year ended 31 <sup>st</sup> March, 2024	For the year ended 31 <sup>st</sup> March, 2023
Expense recognised in the Statement of profit and loss	33.11	8.83
Expense recognised in the Other comprehensive income	-	-
	<b>33.11</b>	<b>8.83</b>

## F. Actuarial assumptions

The following were the principal actuarial assumptions at the reporting date

Particulars	As at March 31, 2024	As at March 31, 2023	As at 1 <sup>st</sup> April, 2022
<b>Economic Assumptions :</b>			
i) Discounting Rate	7.23%	7.38%	7.18%
ii) Future Medical Premium Increase	2.00%	2.00%	2.00%
<b>Demographic Assumption :</b>			
i) Retirement Age (Years)	60	60	60
ii) Mortality rates inclusive of provision for disability **	100 % of IALM (2012 - 14)	100 % of IALM (2012 - 14)	100 % of IALM (2012 - 14)
iii) Ages	<b>Withdrawal Rate (%)</b>	<b>Withdrawal Rate (%)</b>	<b>Withdrawal Rate (%)</b>
Up to 30 Years	5.00	5.00	5.00
From 31 to 44 years	2.00	2.00	2.00
Above 44 years	1.00	1.00	1.00

### Note 47 : Assets held as a Custodian on behalf of Ministry of Education, Government of India.

- a) Study in India Project: The Company is the implementing nodal agency for Study in India programme of Ministry of Education, Government of India for which the Company has been given an approved budget from which various expenses are made. The income under this project is recognized on the basis of direct expenditure incurred up to close of the financial year by adding company's margin on direct expenditure. During the year a sum of INR 0.57 lakh (Previous year: INR 9.86 lakh) was incurred on procurement of Property, Plant & Equipment for the purpose of the programme. The same has been booked as "expenditure on Study in India programme". The Gross value of Property Plant and Equipment under Study in India Programme amounts to INR 41.96 lakh (Previous year: INR 41.42 lakh).
- (b) Technical Support Group Project: The company is providing Operational support {Projects under Technical Support Group (TSG)} to Ministry of Education, Government of India in implementing several Mega Pan-India projects. The income under this project is also recognized on the basis of direct expenditure incurred up to close of the financial year by adding company's margin on direct expenditure. Under these projects of the TSG, the Property, Plant & equipment are purchased as per the requirement of Ministry of Education, Government of India for the purpose of implementation of the programme. During the year a sum of INR 52.99 lakhs (Previous year: INR 15.49 lakhs) was incurred on procurement of Property, Plant & Equipment. The same has been booked as "expenditure on Technical Support Group". The gross value of Property, Plant & Equipment for the last five years are amounting to INR 103.29 lakhs (Previous year: INR 50.30 lakh). The details of the assets under TSG Projects are maintained in a proper format from the last 5 years as under:

(Amounts in ₹ lakhs)

Particulars	2023-24	2022-23	2021-22	2020-21	2019-20
Plant & Equipment	52.99	15.49	5.14	10.28	19.38

## Note 48 : Confirmation of balances

The Company has a system of obtaining periodic confirmation of balances of banks and other parties. Letters seeking confirmation for year-end outstanding balances have been sent to trade receivables, creditors, contractors' advances etc. with a request to confirm or send comment within the stipulated period. Moreover, reconciliations of the accounts with the parties are carried out as an ongoing process.

(Amounts in ₹ lakhs)

S No.	Particulars	Total Outstanding as on 31.03.2024	Confirmed	Not Confirmed
	<b>Receivables</b>			
1	Trade receivables	12,736.29	842.48	11,893.81
2	Security Deposit Given	129.52	-	129.52
3	Loans to Employees	65.54	65.54	-
4	Advance to Supplier	363.71	253.86	109.85
	<b>Payables</b>			
1	Trade payables	12,758.98	5,919.27	6,839.71
2	EMDs/Retention money/ Security Deposits received from suppliers	3,915.62	1,833.60	2,082.02
3	Advances received against projects	9,446.23	2,205.32	7,240.91
<b>Total</b>		<b>39,415.89</b>	<b>11,120.07</b>	<b>28,295.82</b>

(Amounts in ₹ lakhs)

S No.	Particulars	Total Outstanding as on 31.03.2023	Confirmed	Not Confirmed
	<b>Receivables</b>			
1	Trade receivables	19,618.51	5,873.00	13,745.51
2	Security Deposit Given	168.70	163.77	4.93
3	Loans to Employees	42.44	42.44	-
4	Advance to Supplier	138.30	70.44	67.86
	<b>Payables</b>			
1	Trade payables	18,155.60	17,269.17	886.43
2	EMDs/Retention money/ Security Deposits received from suppliers	1,670.93	854.12	816.81
3	Advances received against projects	19,112.38	9,214.04	9,898.34
<b>Total</b>		<b>58,906.86</b>	<b>33,486.98</b>	<b>25,419.88</b>

(Amounts in ₹ lakhs)

S No.	Particulars	Total Outstanding as on 01.04.2022	Confirmed	Not Confirmed
	<b>Receivables</b>			
1	Trade receivables	14,642.11	12,743.78	1,898.34
2	Security Deposit Given	134.96	96.78	38.18
3	Loans to Employees	49.60	49.60	-
4	Advance to Supplier	175.79	115.48	60.31

S No.	Particulars	Total Outstanding as on 01.04.2022	Confirmed	Not Confirmed
	<b>Payables</b>			
1	Trade payables	18,710.00	18,507.32	202.68
2	EMDs/Retention money/ Security Deposits received from suppliers	1,222.88	649.52	573.37
3	Advances received against projects	10,478.34	9,833.85	644.48
<b>Total</b>		<b>45,413.68</b>	<b>41,996.32</b>	<b>3,417.36</b>

### Note 49 : Expenditure on Corporate Social Responsibility (CSR)

- i. According to the provisions of the Section 135 of the Companies Act, 2013 read with Schedule VII thereof, the Company is required to spend INR 138 Lakhs (As at 31<sup>st</sup> March, 2023: INR 120.00 Lakhs) towards corporate social responsibility.

(Amounts in ₹ lakhs)

Particulars	For the year ended 31 <sup>st</sup> March, 2024		For the year ended 31 <sup>st</sup> March, 2023	
	In Cash	Yet to be spent	In Cash	Yet to be spent
Construction/acquisition of an asset	-	-	-	-
On purpose other than (i) above (refer note below)	141.59	-	121.02	-
<b>Total</b>	<b>141.59</b>	<b>-</b>	<b>121.02</b>	<b>-</b>

- ii. There has been no shortfall in the amounts spend towards CSR during the financial year ended 31<sup>st</sup> March 2024 and 31<sup>st</sup> March 2023.
- iii. Details of expenditure towards CSR is given below:

(Amounts in ₹ lakhs)

Particulars	31 <sup>st</sup> March 2024	31 <sup>st</sup> March 2023
Amount required to be spent by the Company during the year	138.00	120.00
Amount of expenditure incurred	141.59	121.02
Shortfall at the end of the year	-	-
Total of previous year shortfall	-	-

### Note : CSR expenditure incurred for the purpose other than Construction/acquisition of any asset

(Amounts in ₹ lakhs)

S. No.	Particulars	For the year ended March 31, 2024
a	Support to Apna Ghar Ashram , Hindaun, Rajasthan to provide 15 KVA Electric Solar System for power supply for helpless destitute sick people	12.59
b	Support to Narayan Seva Sansthan, Seva Dham Seva Nagar Hiran Magri, Sector-4 Udaipur, Rajasthan for Artificial Limbs	10.00
c	Community Based Mass Screening Programme for Ovarian Cancer & Relationship of risk factor of Vitamin D to Savera Foundation Trust , East Delhi, New Delhi	11.38

S. No.	Particulars	For the year ended March 31, 2024
d	Providing Medical items to Indira Gandhi Medical College and Research Institute (IGMCRI) (Govt of Puducherry) , Puducherry	18.22
e	Making of kits from collected material and distributing to 200 children in Uttrakhand to Goonj	10.00
f	Supply of a Van for Mobile Pathshala for many villages in remote areas of Bankura District to Seva Bharati, Bankura (West Bengal)	24.51
g	Support to Help Age India, New Delhi for Cataract operations in Odisha, Bihar & Chhattisgarh	7.50
h	Comprehensive mega health camp and awareness of preventive health care in the remote areas of Nirmal District, Telangana to Bhagwan Shri Balasai Baba Central Trust	10.70
i	Supply of Medical Items for Hematology and Biochemistry Analyzer to Community Health Centre {CHC} Garh , Jamula, Distt. Kangra (HP)	9.29
j	Supply of Bed, Mattress and Pillows for Orphanage to "The United Orphanage" for the disable persons at Coimbatore	1.85
k	Support to The Leprosy Mission Trust India by providing Protective Footwear for people affected by leprosy for prevention of foot ulcers in Chand Khuri,Champa District, Chhattisgarh.	7.50
l	Supply of Computer, Digital Board, Furniture and R.O items to Government Primary School, Attarchata Reg No.-19412,Block – Hassanpur Distt.- Palwal (Haryana)	7.40
m	Supply of Students Desks for Senior Classes to Nutan Marathi Sr. Secondary School, New Delhi.	4.90
n	Supply of items related to sponsorship of a 32-seater School Bus for Ruzhukhrie Govt. Higher Secondary School, Kohima, Government of Nagaland, Directorate of School Education Nagaland	0.40
o	Supply of Medical Furniture for Community Health Centre {CHC} Garh – Jamula, Distt. Kangra (HP)	0.34
p	Contribution to Army Flag Day Fund	5.00
<b>Total</b>		<b>141.59</b>

**Note : CSR expenditure incurred for the purpose other than Construction/acquisition of any asset**

(Amounts in ₹ lakhs)

S. No.	Particulars	For the year ended March 31, 2024
a	Support to Post Graduate Institute of Child Health (PGICH-Govt. Hospital), Noida with Surgical Equipment	12.76
b	Support to National Institute for the Empowerment of Persons with Visual Disabilities (Divyangjan), Ministry Of Social Justice & Empowerment, Govt. of India at Dehradun for Radio Station with Laptop/Workstation, Online UPS, Desktop and Camera (Video)	7.28
c	Establishing Food & Beverages Unit for National Institute for Empowerment of Persons with Intellectual Disabilities, Noida (NIEPID), MSEC under Ministry of Social Justice.	5.06
d	Health Camp for Composite School, UP Govt., at Sector 31, NOIDA by Post Graduate Institute of Child Health, Sector 30, NOIDA implemented through PGICH- Govt Hospital	2.00

S. No.	Particulars	For the year ended March 31, 2024
e	Supply of Medical Equipment and Medical Furniture for Community Health Centre {CHC} Garh – Jamula, Distt. Kangra (HP)	15.23
f	Support for Medical Equipment and Furniture for Tata Memorial Centre (MPMMC) & (HBCH) Varanasi (under Deptt. Of Atomic Energy, Govt. of India)	15.00
g	Support to Junior Composite Vidyalaya Nithari, Distt. Gautam Budh Nagar, Noida for Water Proofing Treatment to School Roof, Termite Treatment and Ladders	4.26
h	Supply of Artificial aids for handicapped at Dhar (Rajasthan) through Artificial Limbs Manufacturing Corporation of India (ALIMCO) – Ministry of Social Justice & Empowerment, Govt of India	9.86
i	Support to Tara Sansthan for 250 Cataract Surgeries in aspirational district, Sirohi (Rajasthan)	12.50
j	Support to S.L.S. Memorial Residential School, Mayurbhanj, ODISHA for Supply of 3 Nos. Interactive Panels	8.03
k	Sponsorship of a 32-seater School Bus for Ruzhukhrie Govt. Higher Secondary School, Kohima, Government of Nagaland, Directorate of School Education Nagaland	17.83
l	Supply of Beds, Mattress, Pillows and Bed Sheets to Apna Ghar Ashram Kyarada Kala, Hindaun City (Karauli) (Rajasthan)	4.96
m	Contribution to Army Flag Day Fund	6.00
<b>Total</b>		<b>121.02</b>

- iv. There has been no related party transaction w.r.t CSR contribution
- v. There are no provision made w.r.t liability incurred by entering into a contractual obligation for the financial year ended 31<sup>st</sup> March 2024 and 31<sup>st</sup> March 2023.

## Note 50 : Ratio analysis

(Amounts in ₹ lakhs)

S. No.	Particulars	Numerator	Denominator	As at March 31		Variance (in %)	Reason for variance
				2024	2023		
a	Current Ratio	Current assets	Current liabilities	1.71	1.41	21.27%	
b	Debt – Equity ratio	Total Debt (represents lease liabilities) (i)	Shareholder's equity	0.0102	0.0129	-21.01%	
c	Debt service coverage ratio	Earnings available for debt service (ii)	Debt service (iii)	53.87	305.53	-82.37%	a.
d	Return on Equity (ROE)	Net profits after taxes	Average shareholder's equity	33.93	28.00	21.18%	
e	Inventory turnover ratio	Revenue	Average Inventory	105.65	287.40	-63.24%	b.
f	Trade receivables turnover ratio	Revenue	Average trade receivable	4.05	2.57	57.89%	c.
g	Trade payables turnover ratio	Purchases of services and other expenses	Average trade payables	3.27	1.82	79.98%	d.
h	Net capital turnover ratio	Revenue	Working capital	2.45	2.10	16.88%	



S. No.	Particulars	Numerator	Denominator	As at March 31		Variance (in %)	Reason for variance
				2024	2023		
i	Net profit ratio	Net profit	Revenue	15.54	14.99	3.67%	
j	Return on Capital Employed (ROCE)	Earning before interest and taxes	Capital employed (iv)	40.60	34.24	18.56%	
k	Return on Investment (ROI)	Income generated from investment	Time weighted average investments	NA			

- (i) Debt represents only lease liabilities
- (ii) Net profit after taxes + interest + Depreciation + other adjustments like loss on sale of fixed assets etc.
- (iii) Finance Cost for the current year
- (iv) Net worth+ lease liabilities

**Reasons for variance in the ratio by more than 25% as compared to ratio of the preceding year are as follows:-**

- a. Increase in Debt Service Coverage Ratio during the F.Y. 2023-24 as compared to F.Y. 2022-23 is due to availability of more earning available for debt service during the FY 2023-24.
- b. Reduction in Inventory Turnover Ratio during the F.Y. 2023-24 as compared to F.Y. 2022-23 is due to increase in closing stock during the FY 2023-24.
- c. Increase in Trade Receivables Turnover Ratio during the F.Y. 2023-24 as compared to F.Y. 2022-23 is due to increase in revenue from operation & reduction in Average Trade Receivables during the FY 2023-24.
- d. Increase in Trade Payables Turnover Ratio during the F.Y. 2023-24 as compared to F.Y. 2022-23 is due to increase in purchase of services and other expenses & reduction in Average Trade Payables during the FY 2023-24.

## Note 51 : Segment information

### a. Primary segment reporting (by Business segment)

Operating segments are defined as components of an enterprise for which discrete financial information is available that is evaluated regularly by the chief operating decision maker, in deciding how to allocate resources and assessing performance. The Company's chief operating decision maker is the Chairman & Managing Director(CMD).

The Company has three reportable business segments which have been identified in line with the Ind AS 108, "Operating segments", taking into account the organizational structure as well as differential risk and return of these segments. Details of products included in each segment are as under:

- (a) Digital Education System (DES)
- (b) Online Testing And Assessment Services (OTAS)
- (c) Technical Support Group (TSG)
- (d) Others

The details of the revenue, results, assets, liabilities and other information from operations by reportable business segments are under:

(Amounts in ₹ lakhs)

Particulars	For year ended 31 <sup>st</sup> March 2024				Total
	Digital Education System (DES)	Online Testing And Assessment Services (OTAS)	Technical Support Group (TSG)	Other (Unallocable)	
<b>Revenue:</b>					
External	17,605.33	36,991.57	5,172.53	5,815.15	<b>65,584.58</b>
Inter segment	-	-	-	-	-
<b>Total</b>	<b>17,605.33</b>	<b>36,991.57</b>	<b>5,172.53</b>	<b>5,815.15</b>	<b>65,584.58</b>
<b>Expenses:</b>					
External	13,820.79	25,506.81	4,714.20	5,397.46	<b>49,439.27</b>
Inter segment	-	-	-	-	-
<b>Total</b>	<b>13,820.79</b>	<b>25,506.81</b>	<b>4,714.20</b>	<b>5,397.46</b>	<b>49,439.27</b>
<b>Results:</b>					
Segment results	3,784.54	11,484.76	458.33	417.69	<b>16,145.32</b>
Add:-Other Incomes					1,710.65
Less:-Unallocated Expenses					4,165.02
<b>Profit before tax for the period</b>					<b>13,690.94</b>
Tax expense					<b>3,496.81</b>
<b>Profit after tax for the period</b>					<b>10,194.13</b>
Other comprehensive income (net of tax)					(42.72)
<b>Total comprehensive income</b>					<b>10,151.41</b>
<b>Assets</b>					
Segment assets	7,306.36	6,553.25	387.85	4,513.67	<b>18,761.13</b>
Add: Unallocable assets					<b>54,924.40</b>
<b>Total assets</b>					<b>73,685.53</b>
<b>Liabilities</b>					
Segment liabilities	7,610.24	6,261.64	549.63	259.27	<b>14,680.78</b>
Add: Unallocable liabilities					<b>25,025.94</b>
Add: Total Equity					<b>33,978.80</b>
<b>Total Equity &amp; liabilities</b>					<b>73,685.53</b>

Particulars	For year ended 31 <sup>st</sup> March 2023				Total
	Digital Education System (DES)	Online Testing And Assessment Services (OTAS)	Technical Support Group (TSG)	Other	
<b>Revenue:</b>					
External	5,382.19	27,146.98	3,705.99	7,749.15	43,984.30
Inter segment	-	-	-	-	-
<b>Total</b>	<b>5,382.19</b>	<b>27,146.98</b>	<b>3,705.99</b>	<b>7,749.15</b>	43,984.30
<b>Expenses:</b>					
External	4,790.74	18,016.61	3,381.85	6,537.36	32,726.55

Particulars	For year ended 31 <sup>st</sup> March 2023				
	Digital Education System (DES)	Online Testing And Assessment Services (OTAS)	Technical Support Group (TSG)	Other	Total
Inter segment	-	-	-	-	-
<b>Total</b>	<b>4,790.74</b>	<b>18,016.61</b>	<b>3,381.85</b>	<b>6,537.36</b>	<b>32,726.55</b>
<b>Results:</b>					
Segment results	591.45	9,130.37	324.14	1,211.79	11,257.75
Add:-Other Incomes					1,173.37
Less:-Unallocated Expenses					3,529.24
<b>Profit before tax for the period</b>					<b>8,901.88</b>
Less:- Tax expense					2,307.04
<b>Profit after tax for the period</b>					<b>6,594.84</b>
Other comprehensive income (net of tax)					(44.39)
<b>Total comprehensive income</b>	<b>591.45</b>	<b>9,130.37</b>	<b>324.14</b>	<b>1,211.79</b>	<b>6,550.45</b>
<b>Assets</b>					
Segment assets	6,870.50	20,115.64	553.58	2,676.70	30,216.43
Add: Unallocable assets					48,425.63
<b>Total assets</b>	<b>5,492.89</b>	<b>20,007.75</b>	<b>1,601.71</b>	<b>19,971.56</b>	<b>78,642.06</b>
<b>Liabilities</b>					
Segment liabilities	7,576.37	12,334.67	227.55	277.49	20,416.08
Add: Unallocable liabilities					32,365.79
Add: Total Equity					25,860.19
<b>Total Equity &amp; liabilities</b>	<b>-</b>	<b>-</b>	<b>-</b>	<b>-</b>	<b>78,642.06</b>

#### b. Secondary segment reporting (by Geographical demarcation)

There are no secondary segments to be reported as no financial transaction occurred during the year at Branch Office in Mauritius and no asset or liability existed during the year at Branch Office in Mauritius.

### Note 52 : Related party transactions

Related party relationships / transactions warranting disclosures under IND AS-24 "Related Party Disclosures" are as under:

#### a. List of Related parties where control exists and/or with whom transactions have taken place and relationships:

Nature of Relationship	Name of party
Chairman and Managing Director (CMD)	Manoj Kumar
Chief General Manager-Finance (CGM-Finance) & Chief Financial Officer (CFO)	Sandeep Goel
Company Secretary (CS)	Devendra Kumar Sharma
Government Nominee Director (from 06.09.2023)	Govind Jaiswal
Government Nominee Director (from 12.03.2024)	Pratibha Parkar
Government Nominee Director (upto 05.09.2023)	Priyank Chaturvedi

Nature of Relationship	Name of party
Government Nominee Director (upto 11.03.2023)	Anil Kumar Rai
Independent Director	Ramadevi Padakanti
Independent Director	Hitesh Nagh
Independent Director	Kannan Srikanth
Subsidiary Company	EdCIL Vidyanjali Foundation (A Section 8 Company)

**b. Transactions during the year with related parties (excluding reimbursements):**

Transactions	Manoj Kumar, CMD		Sandeep Goel, CGM-Finance & CFO		Devender Kumar Sharma, CS	
	For the year ended 31 <sup>st</sup> March, 2024	For the year ended 31 <sup>st</sup> March, 2023	For the year ended 31 <sup>st</sup> March, 2024	For the year ended 31 <sup>st</sup> March, 2023	For the year ended 31 <sup>st</sup> March, 2024	For the year ended 31 <sup>st</sup> March, 2023
<b>Remuneration paid to KMP during the year</b>						
Salary, allowances & perquisites	60.17	51.16	55.28	49.46	26.51	24.83
Performance related pay	14.91	18.99	7.76	12.21	2.67	4.21
	<b>75.08</b>	<b>70.15</b>	<b>63.04</b>	<b>61.67</b>	<b>29.18</b>	<b>29.04</b>

The company has paid ₹7.95 Lakhs as sitting fees to the Independent Directors for the financial year 2023-24 (Previous Year ₹ 8.25 lakh).

(Amounts in ₹ lakhs)

Transactions	EdCIL Vidyanjali Foundation	
	For the year ended 31 <sup>st</sup> March, 2024	For the year ended 31 <sup>st</sup> March, 2023
Investment in Subsidiary Company		5.00
Payment of expenses on behalf of Subsidiary Company		0.07
		<b>5.07</b>

**d. Closing balances with Related parties as at 31<sup>st</sup> March 2024 and 2023:**

Particulars	Manoj Kumar, CMD		Sandeep Goel, CGM-Finance & CFO		Devender Kumar Sharma, CS	
	For the year ended 31 <sup>st</sup> March, 2024	For the year ended 31 <sup>st</sup> March, 2023	For the year ended 31 <sup>st</sup> March, 2024	For the year ended 31 <sup>st</sup> March, 2023	For the year ended 31 <sup>st</sup> March, 2024	For the year ended 31 <sup>st</sup> March, 2023
<b>Outstanding balances at the year end</b>						
Various advance given to employees like Multipurpose advance, vehicle advance etc. outstanding at the year -end as per the company policy	-	-	4.84	5.50	-	-

(Amounts in ₹ lakhs)

Transactions	EdCIL Vidyanjali Foundation (A Section 8 Company)	
	For the year ended 31 <sup>st</sup> March, 2024	For the year ended 31 <sup>st</sup> March, 2023
<b>Outstanding balances at the year end</b>		
Investment in the Company	5.00	-
	<b>5.00</b>	-

**Notes: -**

S. NO.	Particulars
a)	The company has provided rented car to the Chairman & Managing director for official and private use in terms of Ministry of Finance, Department of Expenditure circular No. 4(12)/82-BPE (WC) dated 01.04.1987 as amended from time to time and car rent charges paid by the company is ₹ 13.02 lakh (Previous year ₹ 12.78 lakh). A sum of ₹ 0.24 lakh (Previous year ₹0.24 lakh from CMD) recovered towards the use of car for personal purpose.
b)	The liabilities for the gratuity, leave, post-retirement medical benefits are provided on an actuarial basis and determined for the Company as a whole rather than for each of the individual employees. Accordingly, the said liabilities cannot be ascertained separately for Chairman & Managing Director, CGM-Finance & Chief Financial Officer and Company Secretary hence not included, except for the amount actually paid.
c0	The company has provided a hired Car to CGM-Finance & CFO for implementation of Study in India (SII) project & 50% of the expenditure has been booked under the SII project and balance 50% expenditure has been booked under company other expenses till 31 <sup>st</sup> January, 2024. From 1 <sup>st</sup> February 2024 onwards, whole amount is booked under company other expenses. Total car rent charges paid by the company is ₹ 6 lakh (Previous year ₹ 6.02 lakh) during the year. A sum of ₹ 0.24 Lakhs (Previous year ₹ 0.74 Lakhs) recovered towards the use of car for commuting from home to office by CGM & CFO of the company.

**Note 53 : Loan and Advances Granted to Promoters, Director, KMPs and the related parties****As at 31<sup>st</sup> March 2024**

Particulars	Amount of Loan (Amount Rs. In Lakhs)	Nature of Loan	Percentage to the total Loan
KMP- Chief Financial Officer (CFO)	4.84	Vehicle Loan and Multipurpose Advances	7.38%

**As at 31<sup>st</sup> March 2023**

Particulars	Amount of Loan (Amount Rs. In Lakhs)	Nature of Loan	Percentage to the total Loan
KMP- Chief Financial Officer (CFO)	5.5	Vehicle Loan and Multipurpose Advances	12.96%

**As at 31<sup>st</sup> March 2022**

Particulars	Amount of Loan (Amount Rs. In Lakhs)	Nature of Loan	Percentage to the total Loan
KMP- Chief Financial Officer (CFO)	6.1	Vehicle Loan and Multipurpose Advances	12.30%

## Note 54 : Financial Instruments

### Financial Instruments by category

The carrying value and fair value of financial instruments by categories as of 31<sup>st</sup> March 2024 were as follows:

Particulars	Note No.	Amortised Cost	FVTPL	Total carrying value
<b>Financial assets:</b>				
Loans	<b>8 &amp; 17</b>	65.54	-	65.54
Investments	<b>9</b>	5.00	-	5.00
Other financial assets	<b>10 &amp; 18</b>	954.47	-	954.47
Trade receivables	<b>14</b>	12,736.29	-	12,736.29
Cash and cash equivalents	<b>15</b>	9,794.64	-	9,794.64
Bank balance other than cash and cash equivalents	<b>16</b>	32,897.41	-	32,897.41
<b>Total financial assets</b>		<b>56,453.35</b>	<b>-</b>	<b>56,453.35</b>
<b>Financial liabilities:</b>				
Lease liabilities	<b>23 &amp; 27</b>	346.02	-	346.02
Trade payables	<b>28</b>	12,758.98	-	12,758.98
Other financial liabilities	<b>24 &amp; 29</b>	11,873.41	-	11,873.41
Total financial liabilities		24,978.41	-	24,978.41

The carrying value and fair value of financial instruments by categories as of 31<sup>st</sup> March 2023 were as follows:

Particulars	Note No.	Amortised Cost	FVTPL	Total carrying value
<b>Financial assets:</b>				
Loans	<b>8 &amp; 17</b>	42.44	-	42.44
Other financial assets	<b>10 &amp; 18</b>	1,033.63	-	1,033.63
Trade receivables	<b>14</b>	19,618.51	-	19,618.51
Cash and cash equivalents	<b>15</b>	3,780.07	-	3,780.07
Bank balance other than cash and cash equivalents	<b>16</b>	35,644.52	-	35,644.52
<b>Total financial assets</b>		<b>60,119.18</b>	<b>-</b>	<b>60,119.18</b>
<b>Financial liabilities:</b>				
Lease liabilities				
Trade payables	<b>23 &amp; 27</b>	333.38	-	333.38
Other financial liabilities	<b>28</b>	18,155.60	-	18,155.60
Total financial liabilities	<b>24 &amp; 29</b>	9,503.00	-	9,503.00
		<b>27,991.98</b>	<b>-</b>	<b>27,991.98</b>

The carrying value and fair value of financial instruments by categories as of 01<sup>st</sup> April 2022 were as follows:

Particulars	Note No.	Amortised Cost	FVTPL	Total carrying value
<b>Financial assets:</b>				
Loans	<b>8 &amp; 17</b>	49.60	-	49.60
Other financial assets	<b>10 &amp; 18</b>	1,375.35	-	1,375.35
Trade receivables	<b>14</b>	14,642.11	-	14,642.11
Cash and cash equivalents	<b>15</b>	9,433.34	-	9,433.34



Particulars	Note No.	Amortised Cost	FVTPL	Total carrying value
Bank balance other than cash and cash equivalents	<b>16</b>	24,948.45	-	24,948.45
<b>Total financial assets</b>		<b>50,448.86</b>	-	<b>50,448.86</b>
<b>Financial liabilities:</b>				
Lease liabilities	<b>23 &amp; 27</b>	321.54	-	321.54
Trade payables	<b>28</b>	18,710.00	-	18,710.00
Other financial liabilities	<b>24 &amp; 29</b>	8,387.40	-	8,387.40
Total financial liabilities		27,418.93	-	27,418.93

### Fair Value Hierarchy

**Level 1** - Quoted prices (unadjusted) in active markets for identical assets or liabilities.

**Level 2** - Inputs other than quoted prices included within Level 1 that are observable for the asset or liability, either directly (i.e. as prices) or indirectly (i.e. derived from prices).

**Level 3** - Inputs for the assets or liabilities that are not based on observable market data (unobservable inputs).

The following table presents fair value hierarchy of assets and liabilities measured at fair value or amortized cost on a recurring basis as of 31<sup>st</sup> March 2024:

Particulars	Note No.	As at 31 <sup>st</sup> March 2024	Fair Value measurement at 31 <sup>st</sup> March 2024		
			Level 1	Level 2	Level 3
<b>Financial assets:</b>					
Loans	<b>8 &amp; 17</b>	65.54	-	-	65.54
Investments	<b>9</b>	5.00	-	-	5.00
Other financial assets	<b>10 &amp; 18</b>	954.47	-	-	954.47
Trade receivables	<b>14</b>	12,736.29	-	-	12,736.29
Cash and cash equivalents	<b>15</b>	9,794.64	9,794.64	-	-
Bank balance other than cash and cash equivalents	<b>16</b>	32,897.41	32,897.41	-	-
<b>Total financial assets</b>		<b>56,453.35</b>	<b>42,692.05</b>	-	<b>13,761.30</b>
<b>Financial liabilities:</b>					
Lease liabilities	<b>23 &amp; 27</b>	346.02	-	-	346.02
Trade payables	<b>28</b>	12,758.98	-	-	12,758.98
Other financial liabilities	<b>24 &amp; 29</b>	11,873.41	-	-	11,873.41
<b>Total financial liabilities</b>		<b>24,978.41</b>	-	-	<b>24,978.41</b>

The following table presents fair value hierarchy of assets and liabilities measured at fair value on a recurring basis as of 31<sup>st</sup> March 2023:

Particulars	Note No.	As at 31 <sup>st</sup> March	Fair Value measurement at 31 <sup>st</sup> March 2023		
			Level 1	Level 2	Level 3
<b>Financial assets:</b>					
Loans	<b>8 &amp; 17</b>	42.44	-	-	42.44
Other financial assets	<b>10 &amp; 18</b>	1,033.63	-	-	1,033.63

Particulars	Note No.	As at 31 <sup>st</sup> March	Fair Value measurement at 31 <sup>st</sup> March 2023		
			Level 1	Level 2	Level 3
Trade receivables	<b>14</b>	19,618.51	-	-	19,618.51
Cash and cash equivalents	<b>15</b>	3,780.07	3,780.07	-	-
Bank balance other than cash and cash equivalents	<b>16</b>	35,644.52	35,644.52	-	-
<b>Total financial assets</b>		<b>60,119.18</b>	<b>39,424.60</b>	-	<b>20,694.58</b>
<b>Financial liabilities:</b>					
Lease liabilities	<b>23 &amp; 27</b>	333.38	-	-	333.38
Trade payables	<b>28</b>	18,155.60	-	-	18,155.60
Other financial liabilities	<b>24 &amp; 29</b>	9,503.00	-	-	9,503.00
<b>Total financial liabilities</b>		<b>27,991.98</b>	-	-	<b>27,991.98</b>

The following table presents fair value hierarchy of assets and liabilities measured at fair value on a recurring basis as of 01<sup>st</sup> April 2022:

Particulars	Note No.	As at 01 <sup>st</sup> April 2022	Fair Value measurement at 01 <sup>st</sup> April 2022		
			Level 1	Level 2	Level 3
<b>Financial assets:</b>					
Loans	<b>8 &amp; 17</b>	49.60	-	-	49.60
Other financial assets	<b>10 &amp; 18</b>	1,375.35	-	-	1,375.35
Trade receivables	<b>14</b>	14,642.11	-	-	14,642.11
Cash and cash equivalents	<b>15</b>	9,433.34	9,433.34	-	-
Bank balance other than cash and cash equivalents	<b>16</b>	24,948.45	24,948.45	-	-
<b>Total financial assets</b>		<b>50,448.86</b>	<b>34,381.80</b>	-	<b>16,067.06</b>
<b>Financial liabilities:</b>					
Lease liabilities	<b>23 &amp; 27</b>	321.54	-	-	321.54
Trade payables	<b>28</b>	18,710.00	-	-	18,710.00
Other financial liabilities	<b>24 &amp; 29</b>	8,387.40	-	-	8,387.40
<b>Total financial liabilities</b>		<b>27,418.93</b>	-	-	<b>27,418.93</b>

1. Cash and cash equivalents and other bank balances are categorized as Level 1 as the carrying amounts is their fair value.
2. The carrying amounts of all other financial assets and liabilities are their fair values as they are generally short-term in nature.

## Note 55 : Financial risk management objectives and policies

### Financial risk factors

The Company is broadly exposed to credit risk, liquidity risk and market risk (fluctuations in exchange rates, interest rates and price risk) as a result of financial instruments.

Board of Directors have the overall responsibility for the establishment, monitoring and supervision of the Company's Risk Management framework.

## (a) Market risk

Market risk is the risk that changes in market prices such as foreign exchange rates & interest rates will affect the Company's income or the value of its holdings of financial instruments. The objective of market risk management is to manage and control market risk exposures within acceptable parameters, while optimising the return.

The Company's activities expose it primarily to the financial risks of changes in foreign exchange rates (refer to notes below on foreign currency risk).

### (i) Foreign currency risk

The Company is exposed to foreign exchange risk arising from foreign currency transactions primarily relating to purchases and sales made in foreign currencies such as US Dollar.

The company's exposure to foreign currency risk in respect of major currencies is given below:

Particulars	Currency	As at 31 <sup>st</sup> March 2024	As at 31 <sup>st</sup> March 2023	As at 01 <sup>st</sup> April 2022
Trade payables (In foreign currency )	USD	-	-	-
Trade payables (In equivalent INR Lakhs)		-	-	-
Trade Receivables (In foreign currency )	USD	282,815.78	25,425.64	261,993.80
Trade Receivables (In equivalent INR Lakhs)		235.79	20.90	198.61

### Risk sensitivity analysis

Currency risk is the risk that the fair value of future cash flows of financial instruments will fluctuate because of the change in the foreign currency exchange rates.

The majority of Company's revenue and expenses are in Indian Rupees with the remainder denominated in different currencies (USD).

Management considers currency risk to be low and does not hedge its currency risks. As variation in foreign currency exchange rates are not expected to have a significant impact on the results of operations, a sensitivity analysis is not presented.

### (ii) Interest rate risk

Interest rate risk is the risk that the fair value of future cash flows of a financial instrument will fluctuate because of changes in market interest rates. The Company does not assume any exposure to the risk of changes in market interest rates as the Company does not have any floating interest rate financial instruments.

### (iii) Other price risk

The company's exposure to price risk arises from the investment held by the company & classified as FVTPL. The Company does not have any price risk because the Company has not invested in any such instruments. Company's investment in shares of a Section 8 Subsidiary company is carried at Cost. The cost comprises price paid to acquire investment and directly attributable cost.

## (b) Legal, taxation and accounting risk

The Company is exposed to few legal and administrative proceedings arising during the course of business.

The management makes an assessment of these pending cases and in case where it believes that the loss arising from proceeding is probable and can reasonably be estimated, the amount is recorded in the books of accounts.

### **(c) Credit risk**

#### **Trade receivable**

Credit risk refers to the risk of default on its obligation by the customers resulting in a financial loss. The maximum exposure to the credit risk at the reporting date is primarily from trade receivables amounting to INR 12736.29 Lakhs, INR 19,618.51 Lakhs & 14,642.11 Lakhs as of 31<sup>st</sup> March 2024, 31<sup>st</sup> March 2023 & 01<sup>st</sup> April 2022 respectively. Trade receivables are typically unsecured and are derived from revenue earned from customers. Credit risk has always been managed by the Company through sale contracts with customers and continuously monitoring the ageing of the outstanding balance of customers to which the Company grants credit in the normal course of business. Significant amount of trade receivables are due from Government / Government Departments, Public Sector Companies (PSUs) consequent to which the Company does not have a credit risk associated with such receivables. The Company assesses the expected credit loss at each year-end.

During the year, a loss allowance of INR 763.79 Lakhs (31<sup>st</sup> March 2023: INR 683.27 Lakhs & 01<sup>st</sup> April 2022: INR 777.62 Lakhs) has been provided against Trade receivables. Other than Trade receivables none of the financial assets was impaired and there were no indications that defaults in payment obligations would occur.

The cash and cash equivalent with banks are in the form of short term deposits with original maturity period of upto 3 months. The Company has not incurred any losses on account of default from banks on deposits.

The credit risk in respect of other financial assets is negligible

### **(d) Liquidity Risk**

Liquidity risk is the risk that the Company will encounter difficulty in meeting obligations associated with its financial liabilities by delivering cash and other financial asset or the risk that the Company will face difficulty in raising financial resources required to fulfill its commitments.

The Company's exposure to liquidity risk is very minimal as it has a prudent liquidity risk management process in place which ensures maintaining adequate cash to pay its liabilities when they are due.

The company's principal sources of liquidity are cash and cash equivalents and the cash flow that is generated from operations. The company believes that the working capital is sufficient to mitigate its liquidity risk. Accordingly, no liquidity risk is perceived.

As of 31<sup>st</sup> March 2024, the Company had a working capital of INR 26,759.99 lakhs including cash and cash equivalents of INR 9,794.64 lakhs.

As of 31<sup>st</sup> March 2023, the Company had a working capital of INR 20,976.19 lakhs including cash and cash equivalents of INR 3,780.07 lakhs.

As of 01<sup>st</sup> April 2022, the Company had a working capital of INR 15,962.77 lakhs including cash and cash equivalents of INR 9,433.34 lakhs.

The table below provides details regarding the contractual maturities of significant financial liabilities as of 31<sup>st</sup> March 2024:

Particulars	Note No.	Less than 1 year	1-5 years	More than 5 years	Total
Trade payables	28	12,758.98	-	-	12,758.98
Lease liabilities		10.13	72.14	2,889.78	2,972.05
Other financial liabilities	24 & 29	11,853.84	19.57	-	11,873.41
<b>Total</b>		<b>24,622.95</b>	<b>91.71</b>	<b>2,889.78</b>	<b>27,604.44</b>

The table below provides details regarding the contractual maturities of significant financial liabilities as of 31<sup>st</sup> March 2024:

Particulars	Note No.	Less than 1 year	1-5 years	More than 5 years	Total
Trade payables	28	12,758.98	-	-	12,758.98
Lease liabilities		10.13	72.14	2,889.78	2,972.05
Other financial liabilities	24 & 29	11,853.84	19.57	-	11,873.41
<b>Total</b>		<b>24,622.95</b>	<b>91.71</b>	<b>2,889.78</b>	<b>27,604.44</b>

The table below provides details regarding the contractual maturities of significant financial liabilities as of 31<sup>st</sup> March 2024:

Particulars	Note No.	Less than 1 year	1-5 years	More than 5 years	Total
Trade payables	28	12,758.98	-	-	12,758.98
Lease liabilities		10.13	72.14	2,889.78	2,972.05
Other financial liabilities	24 & 29	11,853.84	19.57	-	11,873.41
<b>Total</b>		<b>24,622.95</b>	<b>91.71</b>	<b>2,889.78</b>	<b>27,604.44</b>

The table below provides details regarding the contractual maturities of significant financial liabilities as of 31<sup>st</sup> March 2023:

Particulars	Note No.	Less than 1 year	1-5 years	More than 5 years	Total
Trade payables	28	18,155.60	-	-	18,155.60
Lease liabilities		10.13	67.08	2,904.97	2,982.17
Other financial liabilities	24 & 29	9,482.13	20.87	-	9,503.00
<b>Total</b>		<b>27,647.85</b>	<b>87.95</b>	<b>2,904.97</b>	<b>30,640.77</b>

The table below provides details regarding the contractual maturities of significant financial liabilities as of 01<sup>st</sup> April 2022:

Particulars	Note No.	Less than 1 year	1-5 years	More than 5 years	Total
Trade payables	28	18,710.00	-	-	18,710.00
Lease liabilities		10.13	62.02	2,920.15	2,992.30
Other financial liabilities	24 & 29	8,344.58	42.81	-	8,387.39
<b>Total</b>		<b>27,064.71</b>	<b>104.83</b>	<b>2,920.15</b>	<b>30,089.69</b>

## Note 56 : Leases

The following is the movement in lease liabilities during the year ended:

(Amounts in ₹ lakhs)

Particulars	As at March 31, 2024	As at March 31, 2023	As at 1 <sup>st</sup> April, 2022
Balance at the beginning of the year	333.38	321.54	-
Addition of new lease / application of new IND AS 116	-	-	321.54
Accreditation of interest	22.77	21.96	-
Payment of lease liability	(10.13)	(10.13)	-
<b>Balance as at the end of the year</b>	<b>346.02</b>	<b>333.38</b>	<b>321.54</b>

The table below provides details regarding contractual maturities of lease liabilities on an undiscounted basis

(Amounts in ₹ lakhs)

Particulars	As at March 31, 2024	As at March 31, 2023	As at 1 <sup>st</sup> April, 2022
Less than one year	10.13	10.13	10.13
One to five year	72.14	67.08	62.02
More than five years	2,889.78	2,904.97	2,920.15
<b>Total</b>	<b>2,972.05</b>	<b>2,982.17</b>	<b>2,992.30</b>

Lease liabilities included in the statement of financial position:

(Amounts in ₹ lakhs)

Particulars	As at March 31, 2024	As at March 31, 2023	As at 1 <sup>st</sup> April, 2022
Current	-	-	-
Non-current	346.02	333.38	321.54
<b>Total</b>	<b>346.02</b>	<b>333.38</b>	<b>321.54</b>

Expenses recognized in the statement of profit and loss:

(Amounts in ₹ lakhs)

Particulars	For the year ended 31 <sup>st</sup> March, 2024	For the year ended 31 <sup>st</sup> March, 2023
Depreciation on right of use assets	5.19	5.19
Interest expense on lease liability	22.77	21.96
Expense relating to short-term leases and low value leases	16.06	15.33
<b>Total</b>	<b>44.02</b>	<b>42.48</b>

The Company does not face a significant liquidity risk with regard to its lease liabilities as the current assets are sufficient to meet the obligations related to lease liabilities as and when they fall due.



## Note 57 : Capital Management

For the purpose of Company's capital management, capital includes issued equity capital and all other equity reserves attributable to the equity holders. The primary objective of the Company's capital management is to maximise the shareholder's value.

The Company manages its capital structure and makes adjustments in light of changes in economic conditions and the requirements of the financial covenants. To maintain or adjust a capital structure the Company may adjust the dividend payment to the shareholders, return capital to share holders or issue new shares. The Company monitors capital using a gearing ratio which is long term debts including current maturities divided by total equity. No changes were made in the objective, policies and process for managing capital during the year ended 31<sup>st</sup> March 2024 and 31<sup>st</sup> March 2023.

(Amounts in ₹ lakhs)

Particulars	As at March 31, 2024	As at March 31, 2023	As at 1 <sup>st</sup> April, 2022
Debt including current maturities and lease liabilities	346.02	333.38	321.54
<b>Total</b>	<b>346.02</b>	<b>333.38</b>	<b>321.54</b>
Equity	33,978.80	25,860.19	20,931.53
Gearing ratio	1.02%	1.29%	1.54%

## Note 58 : Movement of provisions

For the financial year ended 31<sup>st</sup> March 2024

(Amounts in ₹ lakhs)

Type of provisions	At the beginning	Made during the year	Reversed/Used during the year	At the end of the period
Gratuity	1,004.10	176.87	317.47	863.50
Earned / Sick leave	669.50	73.71	85.61	657.60
Post-retirement medical benefit	299.39	33.11	10.74	321.76
Performance related pay	455.83	273.60	171.98	557.46
Ex-gratia	115.69	54.94	36.32	134.31
Pension	-	-	-	-
Provision for Income Tax	2,281.92	3,540.51	2,281.92	3,540.51
Provision for ECL/Advance to suppliers/ Security Deposits/Income tax refund	955.54	86.20	-	1,041.74
Other Provisions	7,472.88	8,472.33	9,178.25	6,766.95

For the financial year ended 31<sup>st</sup> March 2023

(Amounts in ₹ lakhs)

Type of provisions	At the beginning	Made during the year	Reversed/Used during the year	At the end of the period
Gratuity	878.62	169.68	44.20	1,004.10
Earned / Sick leave	588.51	154.68	73.69	669.50
Post-retirement medical benefit	299.83	8.83	9.28	299.39
Performance related pay	462.99	300.56	307.73	455.83

Type of provisions	At the beginning	Made during the year	Reversed/Used during the year	At the end of the period
Ex-gratia	116.32	55.16	55.79	115.69
Pension	3.63	-	3.63	-
Provision for Income Tax	1,992.98	2,281.92	1,992.98	2,281.92
Provision for ECL/Advance to suppliers/ Security Deposits/Income tax refund	861.31	233.38	139.15	955.54
Other Provisions	6,958.18	10,427.50	9,912.81	7,472.88

### Note 59 : Disclosure on impairment of assets

In the opinion of the management there is no indication of any significant impairment of assets during the year as per Ind AS 36.

### Note 60 : Disclosure on revenue from contracts with customers

- a. Company has recognized revenue either on the basis of over time or point in time depending upon satisfaction of performance obligation on transferring control of goods or services to customers.
- b. For revenue recognition in respect of performance obligation satisfied at a "point in time" the following criteria is used for determining whether customer has obtained "Control on asset".
  - i. Transfer of significant risk and rewardsii. Customer has legal title to the assetiii. The entity has transferred physical possession of the assetiv. Customer has accepted the assetv. Entity has the present right to payment for the asset
- c. Contract with customer in respect of which revenue is recognised over a period of time output method is used to recognise revenue where passage of time is the criteria for satisfaction of performance obligation.
- d. In most of the cases, payments from customers are linked with performance obligations. Wherever on the reporting date work has been performed and payment is not due as per the contract, in such cases contract assets have been created. However, where payment has been received including advance but performance has not been completed, in such cases contract liabilities have been created. Advances received by the Company for execution of work are in the nature of security i.e a source of protection and are not for financing the project.
- e. Transaction price is typically determined based on contract entered into with customer. Allocation of transaction price in respect to multiple obligation is based on relative standalone selling price.

### Note 61 : Other statutory information

- (i) The Company do not have any Benami property, where any proceeding has been initiated or pending against the Company for holding any Benami property.
- (ii) The Company had no transaction with struck off company during the financial year ended 31<sup>st</sup> March 2024.
- (iii) The Company do not have any charges or satisfaction which is yet to be registered with ROC beyond the statutory period.
- (iv) The Company have not traded or invested in Crypto currency or Virtual Currency during the financial year.

- (v) The Company have not advanced or loaned or invested funds to any other person(s) or entity(ies), including foreign entities (Intermediaries) with the understanding that the Intermediary shall:
  - (a) directly or indirectly lend or invest in other persons or entities identified in any manner whatsoever by or on behalf of the company (Ultimate Beneficiaries) or
  - (b) provide any guarantee, security or the like to or on behalf of the Ultimate Beneficiaries
- (vi) The Company have not received any fund from any person(s) or entity(ies), including foreign entities (Funding Party) with the understanding (whether recorded in writing or otherwise) that the Company shall:
  - (a) directly or indirectly lend or invest in other persons or entities identified in any manner whatsoever by or on behalf of the Funding Party (Ultimate Beneficiaries) or
  - (b) provide any guarantee, security or the like on behalf of the Ultimate Beneficiaries
- (vii) The Company have not any such transaction which is not recorded in the books of accounts that has been surrendered or disclosed as income during the year in the tax assessments under the Income Tax Act, 1961 (such as, search or survey or any other relevant provisions of the Income Tax Act, 1961).
- (viii) No composite scheme of arrangement ("Scheme") have been filed by the Company under the Act with the National Company Law Tribunal.
- (ix) The Company has complied with the provisions of sec 2(87) read with Companies (Restriction on number of Layers) Rules, 2017.
- (x) The Company has not been declared as wilful defaulter by any bank or financial institution or any other lender.
- (xi) The Company has not revalued any property plant and equipment and intangible assets.
- (xii) Title deeds of immovable property not held in the name of the Company is Nil.
- (xiii) The company does not have any borrowings. Therefore, the requirement of quarterly returns or statements of current assets with banks or financial institutions as per the additional disclosure of Division II of Schedule III of the Companies Act 2013 is not applicable as on 31.03.2024.

## Note 62 : First time adoption of Ind AS

The Company has prepared its first financial statements in accordance with Ind AS for the year ended 31<sup>st</sup> March, 2024. For the previous year ended 31<sup>st</sup> March, 2023, the Company prepared its financial statements in accordance with Indian GAAP ("Previous GAAP"), including accounting standards notified under the Companies (Accounting Standards) Rules, 2021 (as amended). The effective date for Company's Ind AS Opening Balance Sheet is 01<sup>st</sup> April, 2022 (the date of transition to Ind AS according to Ind AS 101).

The accounting policies set out in note 2 & 3 have been applied in preparing the financial statements for the year ended 31<sup>st</sup> March, 2024 and the comparative information presented in these financial statements for the year ended 31<sup>st</sup> March, 2023. According to Ind AS 101, the first Ind AS Financial Statements must use recognition and measurement principles that are based on standards and interpretations that are effective at 01<sup>st</sup> April, 2022, the date of first-time preparation of Financial Statements according to Ind AS. These accounting principles and measurement principles must be applied retrospectively to the date of transition to Ind AS and for all periods presented within the first Ind AS Financial Statements.

In preparing these financial statements, the Company has availed itself of certain exemptions and exceptions in accordance with Ind AS 101 as explained below:

Certain exceptions as well as certain optional exemptions availed by the Company are described below:

**a) Property, plant and equipment**

The Company has elected to continue with the carrying value of all of its property, plant and equipment recognised as of 01<sup>st</sup> April, 2022 (transition date) measured as per the previous GAAP and use that carrying value as its deemed cost as of the transition date.

**First - time Ind AS adoption reconciliations**

The following reconciliations provide a quantification of the effect of significant differences arising from the transition from Indian GAAP to Ind AS in accordance with Ind AS 101:

- balance sheet as at 01<sup>st</sup> April, 2022 and 31<sup>st</sup> March, 2023
- equity as at 01<sup>st</sup> April, 2022 and 31<sup>st</sup> March, 2023.
- total comprehensive income for the year ended 31<sup>st</sup> March, 2023;

**i. Effect of Ind AS adoption on the Balance Sheet as at 01<sup>st</sup> April, 2022 and 31<sup>st</sup> March, 2023.**

Particulars	As at 31 <sup>st</sup> March, 2023			As at 01 <sup>st</sup> April, 2022		
	Previous GAAP	Adjustment	Ind AS	Previous GAAP	Adjustment	Ind AS
<b>ASSETS</b>						
<b>Non-current assets</b>						
Property, plant and equipment	3,852.87	-	3,852.87	3,882.52	-	3,882.52
Right of use assets	-	316.35	316.35	-	321.54	321.54
Intangible assets under development	-	-	-	0.63	-	0.63
Intangible assets	2.68	-	2.68	5.82	-	5.82
Financial assets						
a) Loans	8.25	-	8.25	11.85	-	11.85
b) Other financial assets	513.39	-	513.39	405.64	-	405.64
Deferred tax assets (net)	584.21	18.21	602.42	534.42	71.78	606.20
Other non-current assets	991.26	397.28	1,388.54	1,001.57	596.27	1,597.83
<b>Total non-current assets</b>	<b>5,952.66</b>	<b>731.84</b>	<b>6,684.50</b>	<b>5,842.45</b>	<b>989.58</b>	<b>6,832.03</b>

Particulars	As at 31 <sup>st</sup> March, 2023			As at 01 <sup>st</sup> April, 2022		
	Previous GAAP	Adjustment	Ind AS	Previous GAAP	Adjustment	Ind AS
<b>Current assets</b>						
Inventories	360.09	(54.01)	306.08	-	-	-
Financial assets						
a) Trade receivables	19,623.02	(4.51)	19,618.51	14,759.45	(117.34)	14,642.11
b) Cash and cash equivalents	3,780.07	-	3,780.07	9,433.34	-	9,433.34
c) Bank balance other than cash and cash equivalents	35,644.52	-	35,644.52	24,948.46	-	24,948.46

Particulars	As at 31 <sup>st</sup> March, 2023			As at 01 <sup>st</sup> April, 2022		
	Previous GAAP	Adjustment	Ind AS	Previous GAAP	Adjustment	Ind AS
d) Loans	34.20	-	34.20	37.74	-	37.74
e) Other financial assets	520.24	-	520.24	969.71	-	969.71
Current tax assets (net)	37.05	-	37.05	1,131.52	-	1,131.52
Other current assets	11,125.83	891.06	12,016.89	5,775.78	659.15	6,434.93
<b>Total current assets</b>	<b>71,125.02</b>	<b>778.52</b>	<b>71,957.56</b>	<b>57,056.00</b>	<b>541.80</b>	<b>57,597.81</b>
<b>TOTAL ASSETS</b>	<b>77,077.68</b>	<b>1,564.37</b>	<b>78,642.06</b>	<b>62,898.45</b>	<b>1,531.39</b>	<b>64,429.84</b>
<b>EQUITY AND LIABILITIES</b>						
<b>Equity</b>						
Equity share capital	1,000.00	-	1,000.00	1,000.00	-	1,000.00
Other equity	25,012.29	(152.11)	24,860.19	20,178.83	(247.30)	19,931.53
<b>Total Equity</b>	<b>26,012.29</b>	<b>(152.11)</b>	<b>25,860.19</b>	<b>21,178.83</b>	<b>(247.30)</b>	<b>20,931.53</b>
<b>Liabilities</b>						
<b>Non-current liabilities</b>						
Financial liabilities						
a) Lease liabilities	-	333.38	333.38	-	321.54	321.54
b) Other financial liabilities	20.87	-	20.87	42.81	-	42.81
Long-term provisions	960.46	-	960.46	788.87	-	788.87
Other non current liabilities	52.66	433.13	485.78	57.85	652.20	710.05
<b>Total Non-current liabilities</b>	<b>1,033.99</b>	<b>766.50</b>	<b>1,800.49</b>	<b>889.53</b>	<b>973.74</b>	<b>1,863.27</b>
<b>2) Current liabilities</b>						
Financial liabilities						
a) Lease liabilities	-	-	-	-	-	-
c) Trade payables						
Outstanding dues to micro enterprises and small enterprises	1,816.36	-	1,816.36	443.71	-	443.71
Others	16,339.23	-	16,339.23	18,266.28	-	18,266.28
d) Other financial liabilities	9,482.13	-	9,482.13	8,344.58	-	8,344.58
Other current liabilities	21,700.21	949.98	22,650.19	13,088.75	804.94	13,893.69
Short-term provisions	693.47	-	693.47	686.78	-	686.78
<b>Total current liabilities</b>	<b>50,031.40</b>	<b>949.98</b>	<b>50,981.38</b>	<b>40,830.10</b>	<b>804.94</b>	<b>41,635.06</b>
<b>TOTAL EQUITY AND LIABILITIES</b>	<b>77,077.68</b>	<b>1,564.37</b>	<b>78,642.06</b>	<b>62,898.45</b>	<b>1,531.38</b>	<b>64,429.84</b>

\* The previous GAAP figures have been reclassified to conform to Ind AS presentation requirements for the purpose of this note.

**ii. Equity Reconciliation**
**(Amounts in ₹ lakhs)**

Particulars	As at 31 <sup>st</sup> March, 2023	As at 01 <sup>st</sup> April, 2022
Share capital	1,000.00	1,000.00
Other Equity	25,012.29	20,178.83
<b>Equity under previous GAAP</b>	<b>26,012.29</b>	<b>21,178.83</b>
<b>Add/(Less): Adjustment under Ind AS</b>		
Impact of Contract with customers (Revenue) & Cost of operation	(141.16)	(194.13)
Impact due to creation of Expected credit loss	(4.51)	(117.34)
Impact of deferred tax on adoption of Ind AS	18.18	71.77
Impact of creation of ROU Asset	(24.61)	(7.59)
<b>Total Equity as per Ind AS</b>	<b>25,860.19</b>	<b>20,931.53</b>

**iii. Total comprehensive income reconciliation**
**(Amounts in ₹ lakhs)**

Particulars	For the year ended 31 <sup>st</sup> March, 2023
<b>Net income /(loss) under previous GAAP</b>	<b>6,455.23</b>
<b>Add/(Less): Adjustment under Ind AS</b>	
Revenue from operations	74.04
Cost of Operations	32.96
Changes in inventories of finished goods, work in progress and stock in trade	(54.01)
Employee benefit expenses	59.32
Lease Interest	(21.96)
Rent Paid	10.13
ROU Depreciation	(5.19)
Decrease in Expected credit loss	112.83
Impact of deferred tax on adoption of Ind AS	(68.51)
<b>Net Income/ (Loss) for the year under Ind AS</b>	<b>6,594.84</b>
<b>Other comprehensive income</b>	
Re-measurement of the net defined benefit liability/asset	(59.32)
Impact of deferred tax on above	14.93
<b>Total comprehensive income under Ind AS</b>	<b>6,550.45</b>

**iv. There were no significant reconciliation items between cash flows prepared under Indian GAAP and those prepared under Ind AS.**

**Notes**
**A. Leases and Right-of-use assets**

Under the Previous GAAP, Lease rent charged to statement of profit & loss while after implementation of Ind AS-116 "Leases", lease liability measured at the present value of the lease payments, corresponding interest amount charged according to the lease period.



The ROU assets is subsequently measured at cost less accumulated depreciation, accumulated impairment losses, if any.

**B. Expected credit losses**

Under the Previous GAAP, provision for doubtful debt is created on basis of management decision. Under the Ind AS, On application of Ind AS-109 "Financial Instruments", expected credit loss is computed based on a provision matrix.

**C. Revenue from operations and cost of operations**

Under the previous GAAP, revenue from sale of goods and related costs was recognized on the basis of the criterias specified under Accounting Standard - 9 "Revenue recognition" and sale of service and related costs was recognized on stage completion method. However under Ind AS-115, it is recognized on basis of the 5-step model as specified under the Ind AS.

**D. Changes in inventories**

Changes in inventories is due to change in value of closing stock of traded goods, as the cost not related to bringing the inventories to their present location and condition are removed from the valuation.

**E. Employee benefits**

Under previous GAAP, actuarial gains and losses were recognised in the statement of profit and loss. Under Ind AS, the actuarial gains and losses form part of remeasurement of the net defined benefit liability/ asset which is recognised in other comprehensive income. Consequently, the tax effect of the same has also been recognised in other comprehensive income under Ind AS instead of the statement of profit and loss.

**F. Deferred tax**

Deferred tax is provided on temporary differences between the tax bases of assets and liabilities and their carrying amounts for financial reporting purposes at the reporting date.

**Note 63 : Proposed dividend**

Board of directors has proposed final dividend of Rs. 3100 Lakh (Rs. 155 per equity share) on equity shares of face value of ₹ 100 each for the FY 2023-24 which is subject to approval of shareholders at the Annual General Meeting of the company. (For Previous year 2022-23 INR 2000 Lakh (INR 200 per equity share).

**Note 64 : Note for Consolidation**

The Company has incorporated its 100% subsidiary as a Special Purpose Vehicle with the name of ""EdCIL Vidyanjali Foundation"" under Section 8 of Companies Act 2013 on 17.04.2023 with the approval of the Ministry of Education (Govt. of India). EdCIL Vidyanjali Foundation has not been considered for consolidation of accounts being a not for profit company.

**Note 65 : Note for Branch Office in Mauritius**

The Company has registered it's branch office in Mauritius for exploring new business opportunities & monitoring of ongoing projects in Mauritius on 09.03.2023. There is no financial transaction during the year at Branch Office in Mauritius and no asset or liability existed during the year at Branch Office in Mauritius.

**Note 66 : Other notes to accounts**

- (i) Previous year figures have been regrouped and reclassified to correspond with current year's classifications.
- (ii) The Government of India on December 12, 2019, vide The Taxation Laws (Amendment) Act, 2019 inserted a new section 115BAA in the Income Tax Act, 1961, which provides an option to the Company for paying Income Tax at reduced rates as per the provisions/ conditions defined in the said section. The Company has recognized the tax provision in its books as per Section 115BAA from FY 2019-20.

As per our audit report of even date  
For **For O . Aggarwal & Co.**  
Chartered Accountants  
FRN: 005755N

**Sd/-**  
**Sandeep Goel**  
CGM (Finance) & CFO

**Sd/-**  
**Devendra Kumar Sharma**  
Company Secretary

**Sd/-**  
**O. P. Aggarwal**  
Partner  
Membership No.: 083862

**For and on behalf of the Board of Directors of EdCIL (India) Limited**

**Sd/-**  
**Manoj Kumar**  
Chairman & Managing Director  
DIN:08636099

**Sd/-**  
**Kannan Srikanth**  
Independent Director  
DIN: 09551423

Place: Noida  
Date: 19.06.2024  
UDIN: 24083862BJZYJZ9692

**EDCIL VIDYANJALI FOUNDATION  
(A WOS OF EDCIL (INDIA) LIMITED)**

**CIN-U85500DL2023NPL412548**

**ANNUAL REPORT  
FOR THE  
FINANCIAL YEAR 2023-24**

## CORPORATE INFORMATION

### Current Board of Directors:



**Shri Manoj Kumar**  
Chairman



**Shri Purnendu Kishore Banerjee**  
Govt. Nominee Director, (MoE)



**Dr. Chandrasekar Balakrishnan**  
Director

### Board of Directors during the Year 2023-24

#### Chairman

**Shri Manoj Kumar**

#### Govt. Nominee Director

**Shri Purnendu Kishore Banerjee**

#### Director

**Dr. Chandrasekar Balakrishnan**

#### Bankers:

HDFC Bank

#### Statutory Auditors:

M/s. Rajesh Raj Gupta & Associates LLP, Chartered Accountants.

#### Registered Office:

Vijaya Building, 5th Floor, 17- Barakhamba Road, New Delhi-110001.

## LAUNCH OF VIDYANJALI SCHOLARSHIP PROGRAM PORTAL



Launch of Vidyanjali Scholarship Program Portal on 6<sup>th</sup> February, 2024. MoU's were signed for conducting different CSR activities. The event was graced by Shri Dharmendra Pradhan, Hon'ble Minister for Education and Skill Development and Entrepreneurship, Govt. of India.

## 1<sup>ST</sup> BOARD MEETING OF EDCIL VIDYANJALI FOUNDATION



1<sup>st</sup> Board Meeting of EdCIL Vidyanjali Foundation was held on Wednesday the 10<sup>th</sup> May, 2023 at, SCOPE Complex, Lodhi Road, New Delhi PIN: 110003.



## NOTICE

Notice is hereby given that the 1st Annual General Meeting (AGM) of the members of EdCIL Vidyanjali Foundation will be held as per the schedule given below:

<b>Day &amp; Date</b>	<b>Friday, 20th September, 2024</b>
<b>Time</b>	<b>11:45 a.m.</b>
<b>Mode</b>	<b>Through</b>
<b>Link</b>	<b>Video Conferencing(VC)/ Other Audio-Visual Means (OAVM). <a href="https://studyinindia.webex.com/studyinindia/j.php?MTID=mbb0e6962ce88873b-5b076e0e50b9268e">https://studyinindia.webex.com/studyinindia/j.php?MTID=mbb0e6962ce88873b-5b076e0e50b9268e</a></b>

### To transact the following business:

#### Ordinary Business:-

- To receive, consider and adopt the Audited Balance Sheet as at 31st March, 2024 and Statement of Profit & Loss Account of the Company for the year ended on that date, Cash Flow Statement together with the Reports of Statutory Auditors and the Board of Directors and the comments of the Comptroller and Auditor General of India thereon.
- To record the appointment of Statutory Auditor as per C&AG Letter No. /CA.V/COY/CENTRAL GOVERNMENT.EdCILV(1)/2090 dated 12th June, 2023 for the Financial Year 2023-24 and approve the fee of Rs. 50,000/- only.

By order of the Board

**For EdCIL Vidyanjali Foundation**

Sd/-

Company Secretary (Acting)

#### Notes:

- The Ministry of Corporate Affairs ("MCA") has vide its general circular no. 09/2023 dated 25th September, 2023 in continuation with general circular no. 20/2020 dated 05.05.2020, general circular no. 02/2022 dated 05.05.2022 and general circular no. 10/2022 date 28.12.2022 (collectively referred to as "MCA Circulars") has permitted companies whose AGMs are due in the year 2023 or 2024, to conduct their Annual General Meeting ("AGM"/"Meeting") through Video Conferencing ("VC") or Other Audio Visual Means ("OAVM") on or before 30th September, 2024, without physical presence of the members at a common venue. In accordance with the MCA Circulars, provisions of the Companies Act, 2013 ("the Act") the AGM of the Company is being held through VC/OAVM. The deemed venue for the AGM shall be the Registered Office of the Company.
- Since this AGM is being held through VC/OAVM pursuant to the MCA Circulars, physical attendance of members has been dispensed with. Accordingly, the facility for appointment of proxies by the members will not be available for this AGM. Hence, Proxy Form and Attendance Slip are not annexed hereto.
- The attendance of the Members attending the AGM through VC/OAVM will be counted for the purpose of ascertaining the quorum under Section 103 of the Companies Act, 2013.
- Since the AGM will be held through VC/OAVM, the route map of the venue of the Meeting is not annexed hereto.



5. Pursuant to the provisions of Section 171(1)(b) and 189(4) of the Companies Act, 2013, the registers required to be kept open for inspection at every Annual General Meeting of the company, shall accessible during the continuance of the meeting to any person having the right to attend the meeting.

**Annexures/Attachments:**

**1. Explanatory statement:** None

**To:**

1. All the shareholders of the Company
2. Statutory Auditor of the Company
3. All Directors of Company

**EXPLANATORY STATEMENT PURSUANT TO THE PROVISIONS OF SECTION 102 OF THE COMPANIES ACT, 2013.**

None

By order of the Board  
**For EdCIL Vidyanjali Foundation**

Sd/-  
Company Secretary (Acting)

Date: 19.09.2024

Place: Delhi

## Directors' Report

### Dear Members,

Your Directors have great pleasure in presenting the 1<sup>st</sup> Annual Report for the financial year ended 31<sup>st</sup> March, 2024 along with Audited Financial Statements, the Auditors' Report and Review of the Accounts by the Comptroller and Auditor General of India.

### Company Profile:

EdCIL Vidyanjali Foundation is a Wholly Owned Subsidiary of EdCIL (India) Limited- A Mini Ratna Category-1 CPSE under Ministry of Education, Govt. of India incorporated on 17<sup>th</sup> April, 2023 and licensed under Section 8 of Companies Act, 2013 and is limited by shares.

### 1. State of affairs / highlights:

During the Financial Year 2023-24 the Company has entered into an MoU with M/s Fiat India Automobiles Pvt. Ltd., M/s Clear Medi Health Care Pvt. Ltd., Bill & Milinda Gates Foundation, M/s HDFC India, M/s Bharat Forge Limited for different CSR Activities.

During the year Revenue of Rs. 10.65 Lakhs has been booked.

### 2. Web link of annual return, if any:

The Company is yet to complete its first Financial Year. Upon formulation of website, Annual Return will be published as and when required under the Companies Act, 2013.

### 3. Extra-Ordinary General Meeting:

During the Financial Year 2023-24, One Extra-ordinary General Meeting was held on Friday, 07<sup>th</sup> July, 2023. In which one special resolution was passed for alteration of the main object

clause. Through the special resolution following clauses were inserted.

### “MAIN OBJECTS:

6. To provide financial assistance by way of grants, loans, aids to educational institutions of the Ministry of Education and institutions following the respective statutory bodies of the Govt of India with the key mandate of improvement of educational infrastructure including buildings, civil works, research facilities, student amenities and residences and academic & related resources including that of incubation, innovation centres.
7. Construction of new campuses, educational and research institutes within the ambit of education and related activities and renovation of infrastructure of the existing educational and research institutions and HEIs (Higher Education Institutions).
8. Expansion of campuses, additional blocks for all academic and related activities in the existing institutions as per the requirements and as per receipts of funding defined for the purpose.
9. Setting up of research and development facilities for HEIs.
10. Support in the infrastructure development of through such model leading to improvement and development of HEI resources in educational institution.
11. To support the higher education initiatives through provisioning of financial assistance through CSR (Corporate Social Responsibility) funding and others philanthropic institutions donor funding, which will help education of poor and deprived students in the country.

In providing such assistance to the students in pursuing higher education, the support and financial assistance shall be in the following 3 heads as under.

- Financial assistance and student support for pursuing further & higher education
- Financial support to HEIs for addition of infrastructure such as classrooms, labs, incubation and innovation labs, student amenities and hostels.
- Support in creating awareness of students in exchange and exposure visits to HEIs."

#### 4. Extract of annual return

The extracts have also been placed at "Annexure I".

#### 5. Board of Directors:

##### 5.1 The Approved Composition of the Board of Directors of EdCIL Vidyajali Foundation is as follows:

- Chairman.
- One Director.
- One Nominee Director of Ministry of Education.

##### 5.2 Strength of the Board

On the date of the report, the total strength of the Board of Directors of the Company is three comprising One Chairman, one Nominee Director from the Ministry of Education (MoE) and one Director.

##### 5.3 Attendance of Directors at the Board Meetings

During the financial year 2023-24, the Board of Directors met two times to transact the business and have complied with the provisions of Companies Act, 2013 relating to Board Meetings. The meetings of the Board of Directors of EdCIL Vidyajali Foundation were held on following dates as mentioned below:

S. No.	Meeting No.	Dates
1.	1 <sup>st</sup> Meeting	10 <sup>th</sup> May, 2023
2.	2 <sup>nd</sup> Meeting	07 <sup>th</sup> November, 2023

Name of Director	1 <sup>st</sup>	2 <sup>nd</sup>
Shri Manoj Kumar	Yes	Yes
Shri Purnendu Kishore Banerjee	Yes	Yes
Dr. Chandrasekar Balakrishnan	Yes	Yes

#### 6. Audit Committee:

Section 177(1) read with Rule 6 of The Companies (Meetings of Board and its Powers) Rules, 2014 provides that "The Board of directors of every listed Company and the Public Companies having paid up share capital of ten crore rupees or more; or the Public Companies having turnover of one hundred crore rupees or more; or the Public Companies which have, in aggregate, outstanding loans, debentures and deposits, exceeding fifty crore rupees shall constitute an 'Audit Committee'".

The Company does not fall under above criteria, therefore constitution of Audit Committee was not required.

#### 7. Nomination and Remuneration Committee:

Section 178(1) read with Rule 6 of The Companies (Meetings of Board and its Powers) Rules, 2014 provides that "The Board of directors of every listed Company and the Public Companies having paid up share capital of ten crore rupees or more; or the Public Companies having turnover of one hundred crore rupees or more; or the Public Companies which have, in aggregate, outstanding loans, debentures and deposits, exceeding fifty crore rupees shall constitute an 'Nomination and Remuneration Committee consisting

*of three or more non-executive Directors out of which not less than one-half shall be independent directors”.*

The Company does not fall under above criteria, therefore constitution of Nomination and Remuneration Committee was not required.

#### 8. Statutory Auditors and C&AG audit:

The statutory audit has been carried out by the auditors appointed by Office of Comptroller and Audit General of India. The replies to the comments and qualifications if any issued by them are placed at “Annexure II”. The comments received from C&AG are placed at “Annexure III”.

#### 9. Details in respect of fraud:

No fraud has been reported by Auditor under sub-section (12) of Section 143 of the Companies Act, 2013 in their report.

#### 10. Board’s comment on the auditors’ report:

The observations of the Statutory Auditors, when read together with the relevant notes to the accounts and accounting policies are self-explanatory and are placed herewith.

#### 11. Material changes and commitments:

There have been no material changes and commitments, which affect the financial position of the company which have occurred between the end of the financial year to which the financial statements relate and the date of this Report.

#### 12. Change in directorship:

There has been no change in the constitution of the Board during the financial year under review i.e. the structure of the Board remains the same.

#### 13. Details of significant and material orders passed by the regulators, courts and tribunals:

No significant and material order has been

passed by the regulators, courts, tribunals impacting the going concern status and Company’s operations in future.

#### 14. Contracts and arrangements with related parties:

There are no materially significant related party transactions during the financial year under review made by the Company with Promoters, Directors, or other designated persons which may have a potential conflict with the interest of the Company at large.

EdCIL Vidyanjali Foundation is a Subsidiary of EdCIL (India) Limited. Transactions, if any are reported in Financial Statements.

#### 15. Particulars of loans and investment:

The Company has not made any Investment, given guarantee and securities during the financial year under review.

#### 16. Conservation of energy, technology absorption and foreign exchange earnings & outgo:

EdCIL Vidyanjali Foundation, Wholly Owned Subsidiary of EdCIL (India) Limited is recently incorporated as Section 8 Company. The Company is in the process of coming into operations. Expenditure in Conservation of energy and Technology absorption is not yet incurred, however time to time efforts will be made to increase contribution in Conservation of energy and technology absorption.

##### B. Foreign Exchange earnings and Outgo

Earnings	NIL
Outgo	NIL

#### 17. Prevention of sexual harassment of women at workplace [“POSH”]:

As it is first Financial Year of the Company engagement of regular employees are yet to be made. Presently EdCIL officials are looking after the works for the time being. Further

there is no women employee engaged in the Company. Also there is no sufficient number of employees in the Company to have a valid Constitution of Internal Complaints Committee as required Under Section 4 of The Sexual Harassment of Women at Workplace (Prevention, Prohibition and Redressal) Act, 2013. As such Internal Complaints Committee could not be constituted.

## 18. Details of subsidiary, joint venture or associate companies:

As on March 31, 2024, Company doesn't have any Subsidiary & Joint Venture and Associate Companies at the end of the year. EdCIL Vidyanjali Foundation is itself a Wholly Owned Subsidiary of EdCIL (India) Limited- A Mini Ratna CPSE under Ministry of Education, Govt. of India.

## 19. Auditor:

### Statutory Auditors

M/s. Rajesh Raj Gupta & Associates LLP, Chartered Accountants (FRN: 026338N), has been appointed as Statutory Auditors of the company for Financial Year 2023-24 in pursuance of C&AG letter no. No./CA.V/COY/CENTRAL GOVERNMENT, EdCIL(1)/2090 dated 12<sup>th</sup> June, 2023.

The Company has received a certificate from the above Auditors to the effect that if they are appointed, their appointment would be in accordance with the provisions of Section 141 of the Companies Act, 2013.

## 20. Director's Responsibility Statement:

The Directors would like to inform the Members that the Audited Accounts for the financial year ended 31<sup>st</sup> March, 2024, are in full conformity with the requirement of the Companies Act, 2013. The Financial Accounts are audited by the Statutory Auditors, Rajesh Raj Gupta & Associates LLP, Chartered Accountants (FRN:

026338N),. The Directors further confirm that: -

- a) In the preparation of the annual accounts for the year ended 31<sup>st</sup> March, 2024 the applicable accounting standards read with requirements set out under Schedule III to the Act, have been followed and there are no material departures from the same.
- b) The Directors have selected such accounting policies and applied them consistently and made judgments and estimates that are reasonable and prudent so as to give a true and fair view of the state of affairs of the Company as at 31<sup>st</sup> March, 2024 and of the profit of the Company for the year ended on that date.
- c) The Directors have taken proper and sufficient care for the maintenance of adequate accounting records in accordance with the provisions of the Act for safeguarding the assets of the Company and for preventing and detecting fraud and other irregularities.
- d) The Directors have prepared the annual accounts on a 'going concern' basis.
- e) The Company being unlisted, sub clause (e) of section 134(3) of the Companies Act, 2013 pertaining to laying down internal financial controls is not applicable to the Company.
- f) The Directors had devised proper systems to ensure compliance with the provisions of all applicable laws and that such systems were adequate and operating effectively.

## 21. Deposits:

The company has not accepted any deposits during the financial year under review.

## 22. Corporate Social Responsibility:

The Company is not required to constitute a Corporate Social Responsibility Committee as it does not fall within purview of Section 135(1) of the Companies Act, 2013 and hence it is also not required to formulate policy on corporate social responsibility



### 23. Cost record:

The provision of Cost audit as per section 148 is not applicable on the Company.

### 24. Secretarial Audit:

Section 204 read with Rule 9 of The Companies (Appointment and Remuneration of Managerial Personnel) Rules, 2014 provides that *“Every listed company and Every public company having a paid-up share capital of fifty crore rupees or more; or Every public company having a turnover of two hundred fifty crore rupees or more; every company having outstanding loans or borrowings from banks or public financial institutions of one hundred crore rupees or more shall annex with its Board’s report made in terms of sub-section (3) of section 134, a secretarial audit report, given by a company secretary in practice, in such form as may be prescribed.*

The Company does not fall under above criteria, therefore secretarial audit report by a Company Secretary in practice is not required.

### 25. Key Managerial Person:

Section 203 of Companies Act, 2013 read with Rule 8 of The Companies (Appointment and Remuneration of Managerial Personnel) Rules, 2014 provides that *Every listed company and every other public company having a paid-up share capital of ten crore rupees or more shall have whole-time key managerial personnel,—*

- (i) *Managing director, or Chief Executive Officer or manager and in their absence, a whole-time director,*
- (ii) *Company secretary; and*
- (iii) *Chief Financial Officer*

The Company does not fall under above criteria, therefore appointment of Key Managerial Personel was not required.

Shri Sandeep Goel, CFO, EdCIL (India) Limited has been designated as Head (Finance), Acting for the time being.

Shri Devendra Kr Sharma, Company Secretary,

EdCIL (India) Limited has been designated as Company Secretary, Acting for the time being.

Head (Finance) and Company Secretary, Acting have not been paid any remuneration by EdCIL Vidyanjali Foundation as they are not in whole-time employment of the Company.

Shri P. K. S. Shishodia, CGM (EIS/EPS), EdCIL (India) Limited has been designated as Head (Operations) for the time being. He was also not in receipt of any remuneration from EdCIL Vidyanjali Foundation.

### 26. CFO certification:

CFO declares in the Board that the financial statements have been prepared based on applicable accounting policies, accounting principles, accounting standards and schedules under the Companies Act, 2013.

### 27. Implementation of Reservation Policies:

As it is first Financial Year of the Company engagement of regular employees are yet to be made. At present there is no sanctioned post of regular employees.

### 28. Presidential Directives:

As it is first Financial Year of the Company, no Presidential Directive is received during the year since incorporation.

### 29. Disclosures and Transparency:

#### (A) Details of compliance of laws by the Company

Board has not received any adverse report for non-compliance by the Company, penalty, strictures imposed on the Company by any authority on any matter related to any guidelines issued by Government.

#### (B) Details of Expenses incurred

No report has been received towards expenditure debited in the books of accounts, which are not for the purpose of the Business. No report has been received towards expenses debited which are personal in nature and



incurred for the Board of Directors and top management. Details of administrative office expenses are furnished in the statements of Annual Accounts.

**(C) Details of Remuneration etc of Managerial Personnel**

As it is first Financial Year of the Company engagement of regular employees are yet to be made. Presently EdCIL officials are looking after the works for the time being. There has been no payment of remuneration etc of Managerial Personnel.

**ACKNOWLEDGMENT**

Your directors place on the record their appreciation of the Contribution made by the Stakeholders at all levels, who with their competence, diligence, solidarity, co-operation

and support have enabled the Company to achieve the desired results.

The Board of Directors gratefully acknowledges the assistance and co-operation received from the Central and State Governments Departments, Shareholders and Stakeholders.

For and on Behalf of the Board

Sd/-  
(Manoj Kumar)  
Chairman  
DIN: 08636099

Date: 19.09.2024  
Place : Delhi

**ANNEXURE-I**
**Form No. MGT-9**

EXTRACT OF ANNUAL RETURN AS ON THE FINANCIAL YEAR ENDED ON 31.03.2024

[Pursuant to section 92(3) of the Companies Act, 2013 and rule 12 (1) of the Companies (Management and Administration) Rules, 2014]

**I. REGISTRATION AND OTHER DETAILS:**

i.	CIN	U85500DL2023NPL412548
ii.	Registration Date	17/04/2023
iii.	Name of the Company	EdCIL Vidyanjali Foundation
iv.	Category/Sub-Category of the Company	Company limited by Shares Union Government Company
v.	Address of the Registered office and contact details	Vijaya Building, 5 <sup>th</sup> Floor, 17- Barakhamba Road, New Delhi-110001.
vi.	Whether listed company	No
vii.	Name, Address and Contact details of Registrar and Transfer Agent, if any	NA

**II. PRINCIPAL BUSINESS ACTIVITIES OF THE COMPANY**

All the business activities contributing 10% or more of the total turnover of the company shall be stated:-

S. No.	Name and Description of main products/ services	NIC Code of the Product/ service	% to total turnover of the company
1	Scholarship		
2	CSR		

**III. PARTICULARS OF HOLDING, SUBSIDIARY AND ASSOCIATE COMPANIES**

Sr. No.	Name and Address of The Company	CIN/GLN	Holding/ Subsidiary /Associate	% of shares held	Applicable Section
1.	EdCIL (India) Limited, 5th Floor, Vijaya Building Barakhamba Road, New Delhi, Delhi, India, 110001	U74899DL-1981GOI011882	Holding	100	Section 2(46) of Companies Act, 2013

#### IV. SHARE HOLDING PATTERN (Equity Share Capital Breakup as Percentage of Total Equity)

##### i. Category-wise Share Holding

Category of Shareholders	No. of Shares held the beginning of the year				No. of Shares held at the end of theyear				% Change during The year
	Demat	Physical	Total	% of Total Shares	Demat	Physical	Total	% of Total Shares	
<b>A. Promoter</b>									
1) Indian	-	-	-	-	-	-	-	-	-
a) Individual/ HUF	-	-	-	-	-	-	-	-	-
b) Central Govt	-	-	-	-	-	-	-	-	-
c) State Govt (s)	-	-	-	-	-	-	-	-	-
d) Bodies Corp	-	50000	50000	100	-	50000	50000	100	-
e) Banks / FI	-	-	-	-	-	-	-	-	-
f) Any Other	-	-	-	-	-	-	-	-	-
<b>Sub-total(A)(1):-</b>		<b>50000</b>	<b>50000</b>	<b>100</b>	-	<b>50000</b>	<b>50000</b>	<b>100</b>	-
2) Foreign	-	-	-	-	-	-	-	-	-
g) NRIs-Individuals	-	-	-	-	-	-	-	-	-
h) Other-Individuals	-	-	-	-	-	-	-	-	-
i) Bodies Corp.	-	-	-	-	-	-	-	-	-
j) Banks / FI	-	-	-	-	-	-	-	-	-
k) Any Other....	-	-	-	-	-	-	-	-	-
<b>Sub-total(A)(2):-</b>		<b>50000</b>	<b>50000</b>	<b>100</b>	-	<b>50000</b>	<b>50000</b>	<b>100</b>	
<b>B. Public Shareholding</b>	-	-	-	-	-	-	-	-	-
1. Institutions	-	-	-	-	-	-	-	-	-
a) Mutual Funds	-	-	-	-	-	-	-	-	-
b) Banks / FI	-	-	-	-	-	-	-	-	-
c) Central Govt	-	-	-	-	-	-	-	-	-
d) State Govt (s)	-	-	-	-	-	-	-	-	-
e) Venture Capital Funds	-	-	-	-	-	-	-	-	-
f) Insurance Companies	-	-	-	-	-	-	-	-	-
g) FIs	-	-	-	-	-	-	-	-	-
h) Foreign Venture Capital Funds	-	-	-	-	-	-	-	-	-
i) Others (specify)	-	-	-	-	-	-	-	-	-
<b>Sub-total(B)(1)</b>	-	<b>50000</b>	<b>50000</b>	<b>100</b>	-	<b>50000</b>	<b>50000</b>	<b>100</b>	-
2. Non Institutions	-	-	-	-	-	-	-	-	-
a) Bodies Corp.	-	-	-	-	-	-	-	-	-
(i) Indian									
(ii) Overseas									

Category of Shareholders	No. of Shares held the beginning of the year				No. of Shares held at the end of the year				% Change during The year
	Demat	Physical	Total	% of Total Shares	Demat	Physical	Total	% of Total Shares	
b) Individuals	-	-	-	-	-	-	-	-	-
(i) Individual shareholders holding nominal share capital upto Rs. 1 lakh									
(ii) Individual shareholders holding nominal share capital in excess of Rs 1 lakh									
c) Others (Specify)	-	-	-	-	-	-	-	-	-
<b>Sub-total(B)(2)</b>	-	-	-	-	-	-	-	-	-
<b>Total Public Shareholding (B)=(B)(1)+(B)(2)</b>	-	-	-	-	-	-	-	-	-
C. Shares held by Custodian for GDRs & ADRs	-	-	-	-	-	-	-	-	-
<b>Grand Total (A+B+C)</b>	-	<b>50000</b>	<b>50000</b>	<b>100</b>	-	<b>50000</b>	<b>50000</b>	<b>100</b>	-

## ii. Share holding of Promoters

S. N.	Shareholder's Name	Shareholding at the beginning of the Year			Shareholder's Name	Shareholding at the end of the Year			% Change in Shareholding during the Year
		No. of Shares	% of the Total Shares of the Company	% of Shares pledged/encumbered to total shares		No. of Shares	% of the Total Shares of the Company	% of Shares pledged/encumbered to total shares	
1	EdCIL (India) Limited (represented by Shri Manoj Kumar)	49994	100	-	EdCIL (India) Limited (represented by Shri Manoj Kumar)	49994	100	-	0.000
2	Shri Manoj Kumar, (Nominee Shareholder)	1	0.000	-	Shri Manoj Kumar, (Nominee Shareholder)	1	0.000	-	0.000
3	Dr. Chandrasekar Balakrishnan, (Nominee Shareholder)	1	0.000	-	Dr. Chandrasekar Balakrishnan, (Nominee Shareholder)	1	0.000	-	0.000

S. N.	Shareholder's Name	Shareholding at the beginning of the Year			Shareholder's Name	Shareholding at the end of the Year			% Change in Shareholding during the Year
		No. of Shares	% of the Total Shares of the Company	% of Shares pledged/encumbered to total shares		No. of Shares	% of the Total Shares of the Company	% of Shares pledged/encumbered to total shares	
4	Shri Sandeep Goel, (Nominee Shareholder)	1	0.000	-	Shri Sandeep Goel, (Nominee Shareholder)	1	0.000	-	0.000
5	Shri Pradeep Kumar Singh Shishodia, (Nominee Shareholder)	1	0.000	-	Shri Pradeep Kumar Singh Shishodia, (Nominee Shareholder)	1	0.000	-	0.000
6	Shri Pawan Kumar Sharma, (Nominee Shareholder)	1	0.000	-	Shri Pawan Kumar Sharma, (Nominee Shareholder)	1	0.000	-	0.000
7	Shri Uttam Sampat Gaikwad, (Nominee Shareholder)	1	0.000	-	Shri Uttam Sampat Gaikwad, (Nominee Shareholder)	1	0.000	-	0.000
	Total @ 10/- each	50000	100.000	-		50000	100.000	-	-

**Note:-** All above shareholders from Sl. No. 2 to 7 are nominee of EdCIL (India) Limited. They do not have any beneficial interest in these shares.

### iii. Change in Promoters' Shareholding (please specify, if there is no change)

Sr. no		Shareholding at the beginning of the year		Cumulative Shareholding during the year	
		No. of shares	% of total shares of the company	No. of shares	% of total shares of the company
2.	At the beginning of the year	50000	100	50000	100
3.	Date wise Increase / Decrease in Promoters Share holding during the year specifying the reasons for increase/ decrease (e.g. allotment / transfer / bonus/ sweat equity etc):	-	-	-	-
4.	At the End of the year	50000	100	50000	100

## V. INDEBTEDNESS

Indebtedness of the Company including interest outstanding/accrued but not due for payment

	Secured Loans excluding deposits	Unsecured Loans	Deposits	Total Indebtedness
Indebtedness at the beginning of the financial year	0	0	0	0
i) Principal Amount				
ii) Interest due but not paid				
iii) Interest accrued but not				
<b>Total(i+ii+iii)</b>	<b>0</b>	<b>0</b>	<b>0</b>	<b>0</b>
Change in Indebtedness during the financial year				
- Addition				
- Reduction				
<b>Net Change</b>	<b>0</b>	<b>0</b>		<b>0</b>
Indebtedness at the end of the financial year				
i) Principal Amount				
ii) Interest due but not paid				
iii) Interest accrued but not due				
<b>Total (i+ii+iii)</b>	<b>0</b>	<b>0</b>	<b>0</b>	<b>0</b>

## VI. REMUNERATION OF DIRECTORS AND KEY MANAGERIAL PERSONNEL

### A. Remuneration to Managing Director, Whole-time Directors and /or Manager.

(in lacs)

Sl. No.	Particulars of Remuneration	CMD	Key managerial Personnel	Total Amount
1.	<b>Gross salary</b>	0	0	0
	(a) Salary as per provisions contained in section 17(1) of the Income-tax Act, 1961			
	(b) Value of perquisites u/s 17(2) Income-tax Act, 1961			
	(c) Profits in lieu of salary under section 17(3) Income-tax Act, 1961			
2.	Stock Option	0	0	0
3.	Sweat Equity	0	0	0
4.	Commission - as % of profit - others, specify...	0	0	0
5.	Others, please specify	0	0	0
<b>6.</b>	<b>Total(A)</b>	<b>0</b>	<b>0</b>	<b>0</b>

### B. Remuneration to Official Part Time Director:

No remuneration is paid by the company to the Official Part time Directors.



**C. Remuneration to Non-Official Part Time (Independent) Director:**

(in lacs)

Sl. No.	Particulars of Remuneration	Name of Independent Director			Total Amount (Amount in Rs.)
1	<b>Independent Directors</b>	-	-	-	-
A	Fee for attending board / Committee meetings				
B	Board Meetings				
C	Committee Meetings				
	Commission				
	Others (Please Specify-CSR Meeting)				
	<b>Total(1)</b>	-	-	-	-
	Other Non-Executive Directors				
	·Fee for attending board committee meetings				
	·Commission				
	·Others, please specify				
	<b>Total(2)</b>	-	-	-	-
	<b>Total(B)=(1+2)</b>	-	-	-	-
	<b>Total Managerial Remuneration</b>	-	-	-	-
	Overall Ceiling as per the Act				

**C. Remuneration to Key Managerial Personnel Other Than MD/ Manager/WTD**

(in lacs)

Sl. No.	Particulars of Remuneration	Key Managerial Personnel			
		CEO	Company Secretary	CFO	Total
1.	<b>Gross salary</b>		0	0	0
	(a) Salary as per provisions contained in section 17(1) of the Income-tax Act, 1961	-			
	(b) Value of perquisites u/s 17(2) Income-tax Act, 1961				
	(c) Profits in lieu of salary under section 17(3) Income-tax Act, 1961				
2.	Stock Option	-	0	0	0
0	Sweat Equity	-		0	0
0	Commission - as % of profit - others, specify...	-		0	0
	Others, please specify	-	0		
	<b>Total</b>	-	<b>0</b>	<b>0</b>	<b>0</b>
	Ceiling as per Act (see note below): The remuneration within the ceiling under the Companies Act, 2013.				

**Note:**

Section 197 of the Companies Act, 2013, is exempt for government companies in terms of the Ministry of Corporate Affairs notification dated 5th June 2015.

**VII. PENALTIES/PUNISHMENT/COMPOUNDING OF OFFENCES:**

Type	Section of the companies Act	Brief description	Details of Penalty/ Punishment/ Compounding fees imposed	Authority[RD /NCLT/Court]	Appeal made. If any(give details)
<b>A. Company</b>					
Penalty		NIL			
Punishment					
Compounding					
<b>B. Directors</b>					
Penalty		NIL			
Punishment					
Compounding					
<b>C. Other Officers in Default</b>					
Penalty		NIL			
Punishment					
Compounding					

**ANNEXURE-II**
**ADDENDUM TO THE DIRECTOR'S REPORT**

Management Replies to the comments contained in the Statutory Auditor's Report to the Shareholders on the Accounts of EdCIL Vidyanjali Foundation for the year ended 31<sup>st</sup> March, 2024.

Comments/Emphasis by Statutory Auditor	Management Replies
The company's net worth presents a negative value. This significant deviation from the expected financial position is attributed to the substantial initial expenses incurred upon incorporation, notably comprising professional advisory and event costs. Given that this is the company's inaugural year of operation, these expenses have had a profound impact on its financial standing.	It was the first financial year. Company had to incur expenditure for bringing it into operations, initial inauguration and MOUs signing activities etc. The Company is continuously approaching donors for grant funding. This year revenue of the Company will go up and the negative capital will be neutralised.



कार्यालय महानिदेशक लेखापरीक्षा (केन्द्रीय व्यय)  
Office of the Director General of Audit (Central Expenditure)  
डी जी ए सी आर भवन, इन्द्रप्रस्थ एस्टेट, नई दिल्ली-110 002  
DGACR Building, Indraprastha Estate, New Delhi -110 002

No. CAW/1-59/EdCIL Vidhyanjali/2024-25/282

Dated: 03.09.2024

सेवा में,

अध्यक्ष एवं प्रबंध निदेशक,  
एडसिल विद्यांजलि फाउंडेशन,  
एडसिल हाउस, 18ए, सेक्टर - 16ए,  
नोएडा - 201 301, उत्तर प्रदेश

  
- 3 SEP 2024

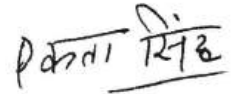
विषय: भारत के नियंत्रक और महालेखापरीक्षक द्वारा कंपनी अधिनियम, 2013 की धारा 143(6) (बी) के तहत एडसिल विद्यांजलि फाउंडेशन, के 31 मार्च 2024 को समाप्त वर्ष के वित्तीय खातों पर "शून्य" टिप्पणिया प्रमाणपत्र' ।

महोदया,

इस पत्र के साथ भारत के नियंत्रक और महालेखापरीक्षक द्वारा कंपनी अधिनियम, 2013 की धारा 143(6) (बी) के तहत एडसिल विद्यांजलि फाउंडेशन, के 31 मार्च 2024 को समाप्त वर्ष के वित्तीय खातों पर "शून्य" टिप्पणिया प्रमाणपत्र' भेजा जा रहा है ।

कृपया इस पत्र की पावती भेजे।

भवदीय,



(एकता सिंह)  
उप-निदेशक (CAW)

**COMMENTS OF THE COMPTROLLER AND AUDITOR GENERAL OF INDIA UNDER SECTION 143(6) (b) OF THE COMPANIES ACT, 2013 ON THE FINANCIAL STATEMENTS OF EDCIL VIDYANJALI FOUNDATION FOR THE YEAR ENDED 31 MARCH 2024.**

The preparation of financial statements of **EdCIL Vidhyanjali Foundation, New Delhi** for the year ended 31 March 2024 in accordance with the financial reporting framework prescribed under the Companies Act, 2013 (Act) is the responsibility of the management of the company. The statutory auditor appointed by the Comptroller and Auditor General of India under section 139(5) of the Act is responsible for expressing an opinion on the financial statements under section 143 of the Act based on an independent audit in accordance with the standards on auditing prescribed under section 143(10) of the Act. This is stated to have been done by them vide their Audit Report dated 10.06.2024 which supersedes their earlier report dated 06.05.2024.


I, on behalf of the Comptroller and Auditor General of India, have conducted a supplementary audit of the financial statements of **EdCIL Vidhyanjali Foundation, New Delhi** for the year ended 31<sup>st</sup> March 2024 under section 143(6)(a) of the Act. This supplementary audit has been carried out independently without access to the working papers of the statutory auditors and is limited primarily to inquiries of the statutory auditors and company personnel and a selective examination of some of the accounting records.

On the basis of my supplementary audit, nothing significant has come to my knowledge which would give rise to any comment upon or supplement to statutory auditor's report under section 143(6)(b) of the Act.

**For and on behalf of the  
Comptroller & Auditor General of India**

**Place: New Delhi**

**Date: 02.09.2024**



(Rajiv Kumar Pandey)  
Director General of Audit  
(Central Expenditure)



**INDEPENDENT**  
**AUDITOR'S**  
**REPORT**

**EDCIL Vidyanjali Foundation**



## INDEPENDENT AUDITOR'S REPORT

To

The Members of

**EdCIL Vidyanjali Foundation**

This report is on the Audit of the Standalone Financial Statements. This report is in supersession to our earlier Report dated June 10<sup>th</sup>, 2024. The report is revised w.r.t. clerical / non-material errors, based on audit observations raised by C&AG Audit during the course of supplementary Audit. There is no change in opinion as given in our earlier report dated June 10<sup>th</sup>, 2024.

### Opinion

We have audited the accompanying standalone financial statements of EdCIL Vidyanjali Foundation ("the Company"), which comprise the Balance Sheet as at 31 March 2024, the Statement of Income and Expenditure, the Cash Flow Statement and the Statement of changes in equity for the year then ended, and notes to the financial statements, including a summary of significant accounting policies and other explanatory information.

In our opinion and to the best of our information and according to the explanations given to us, the aforesaid financial statements give the information required by the Companies Act, 2013 ('the Act') in the manner so required and give a true and fair view, in conformity with the Accounting Standards specified under section 133 of the Act, read with (the Companies (Indian Accounting Standards) Rules, 2023) and other accounting principles generally accepted in India, of the state of affairs of the Company as at 31 March 2024, and its deficit, cash flows and changes in equity for the year ended on that date.

### Basis for Opinion

We conducted our audit of the standalone financial

statements in accordance with the Standards on Auditing (SAs), as specified under section 143(10) of the Act. Our responsibilities under those Standards are further described in the 'Auditor's Responsibilities for the Audit of the standalone Financial Statements' section of our report. We are independent of the Company in accordance with the 'Code of Ethics' issued by the Institute of Chartered Accountants of India (ICAI) together with the ethical requirements that are relevant to our audit of the financial statements under the provisions of the Act and the Rules thereunder, and we have fulfilled our other ethical responsibilities in accordance with these requirements and the Code of Ethics. We believe that the audit evidence we have obtained is sufficient and appropriate to provide a basis for our audit opinion on the financial statements.

### Emphasis of matter

We draw attention to the fact that the company's net worth presents a negative value. This significant deviation from the expected financial position is attributed to the substantial initial expenses incurred upon incorporation, notably comprising professional advisory and event costs. Given that this is the company's inaugural year of operation, these expenses have had a profound impact on its financial standing. Furthermore, the recent establishment of the company necessitates acknowledgment that any financial support required during the early stages will be facilitated by the holding company as disclosed in **Note 18** to the financial statements.

Our opinion is not modified in respect of this matter.

### Information Other than the Financial Statements and Auditor's Report Thereon

The company's Board of Directors is responsible for the preparation of other information. The other



information comprises the information included in the Management Discussion and Analysis, Director's Report including annexure to Director's Report included in the annual report of the but does not include the financial statements and our auditor's report thereon.

Our opinion on the financial statements does not cover the other information and we do not express any form of assurance conclusion thereon.

In connection with our audit of the financial statements, our responsibility is to read the other information identified above when it becomes available and, in doing so, consider whether the other information is materially inconsistent with the financial statements or our knowledge obtained during the course of audit, or otherwise appears to be materially misstated.

If based on the work we have performed, we conclude that there is a material misstatement of this other information, we are required to report the facts. We have nothing to report in this regard.

### Management's Responsibilities for the Standalone Financial Statements

The Company's Board of Directors is responsible for the matters stated in section 134(5) of the Act with respect to the preparation of these standalone financial statements that give a true and fair view of the financial position, financial performance, statement of changes in equity and cash flows of the Company in accordance with the accounting principles generally accepted in India, including the Indian Accounting Standards as specified under section 133 of the Act. This responsibility also includes maintenance of adequate accounting records in accordance with the provisions of the Act for safeguarding of the assets of the Company and for preventing and detecting frauds and other irregularities; selection and application of appropriate accounting policies; making judgments and estimates that are reasonable and prudent; and the design, implementation and maintenance of adequate internal financial controls, that were

operating effectively for ensuring the accuracy and completeness of the accounting records, relevant to the preparation and presentation of the financial statements that give a true and fair view and are free from material misstatement, whether due to fraud or error.

In preparing the standalone financial statements, management is responsible for assessing the Company's ability to continue as a going concern, disclosing, as applicable, matters related to going concern and using the going concern basis of accounting unless management either intends to liquidate the Company or to cease operations, or has no realistic alternative but to do so.

Those Board of Directors are also responsible for overseeing the Company's financial reporting process.

### Auditor's Responsibilities for the Audit of the Financial Statements

Our objectives are to obtain reasonable assurance about whether the standalone financial statements as a whole are free from material misstatement, whether due to fraud or error, and to issue an auditor's report that includes our opinion. Reasonable assurance is a high level of assurance but is not a guarantee that an audit conducted in accordance with SAs will always detect a material misstatement when it exists. Misstatements can arise from fraud or error and are considered material if, individually or in aggregate, they could reasonably be expected to influence the economic decisions of users taken on the basis of these financial statements.

As part of an audit in accordance with SAs, we exercise professional judgment and maintain professional skepticism throughout the audit. We also:

- Identify and assess the risks of material misstatement of the financial statements, whether due to fraud or error, design and perform audit procedures responsive to those risks, and obtain audit evidence that is sufficient and appropriate to provide a basis for our

opinion. The risk of not detecting a material misstatement resulting from fraud is higher than for one resulting from error, as fraud may involve collusion, forgery, intentional omissions, misrepresentations, or the override of internal control.

- Obtain an understanding of internal control relevant to the audit in order to design audit procedures that are appropriate in the circumstances. Under section 143(3)(i) of the Act, we are also responsible for expressing our opinion on whether the company has adequate internal financial controls system in place and the operating effectiveness of such controls.
- Evaluate the appropriateness of accounting policies used and the reasonableness of accounting estimates and related disclosures made by management.
- Conclude on the appropriateness of management's use of the going concern basis of accounting and, based on the audit evidence obtained, whether a material uncertainty exists related to events or conditions that may cast significant doubt on the Company's ability to continue as a going concern. If we conclude that a material uncertainty exists, we are required to draw attention in our auditor's report to the related disclosures in the standalone financial statements or, if such disclosures are inadequate, to modify our opinion. Our conclusions are based on the audit evidence obtained up to the date of our auditor's report. However, future events or conditions may cause the Company to cease to continue as a going concern.
- Evaluate the overall presentation, structure and content of the standalone financial statements, including the disclosures, and whether the standalone financial statements represent the underlying transactions and events in a manner that achieves fair presentation.

We communicate with those charged with governance regarding, among other matters, the planned scope and timing of the audit and significant audit findings, including any significant

deficiencies in internal control that we identify during our audit.

We also provide those charged with governance with a statement that we have complied with relevant ethical requirements regarding independence, and to communicate with them all relationships and other matters that may reasonably be thought to bear on our independence, and where applicable, related safeguards.

## Other Matter

### Report on Other Legal and Regulatory Requirements

1. As required by the Companies (Auditor's Report) Order, 2020 ("the Order"), issued by the Central Government of India in terms of sub-section (11) of section 143 of the Act, the order is not applicable to the company as covered under exempted category.
2. As required by Section 143(3) of the Act, we report that:
  - a) We have sought and obtained all the information and explanations which to the best of our knowledge and belief were necessary for the purposes of our audit;
  - b) In our opinion, proper books of account as required by law have been kept by the Company so far as it appears from our examination of those books;
  - c) The company do not have the branch offices as per information provided to us hence the reporting on "the report on the accounts of any branch office of the company audited under sub-section (8) by a person other than the company's auditor has been sent to him under the proviso to that sub-section and the manner in which he has dealt with it in preparing his report" is not applicable in this case;
  - d) The Balance Sheet, the Statement of Income and Expenditure, the Cash Flow Statement

- and the Statement of changes in equity dealt with by this Report are in agreement with the books of account;
- e) In our opinion, the aforesaid standalone financial statements comply with the Indian Accounting Standards as specified under section 133 of the Act;
- f) The company does not have any financial transactions or matters which have any adverse effect on the functioning of the company.
- g) The reporting in respect of Directors disqualification from being appointed as director under Section 164 (2) is not applicable to the company.
- h) The company has maintained adequate books of accounts and we do not have any adverse remark on this matter.
- i) With respect to the adequacy of the internal financial controls over financial reporting of the Company and operating effectiveness of such controls, refer to our separate report in "Annexure-A"
- j) As per Notification No. GSR 463E dated 5<sup>th</sup> June 2015 issued by Ministry of Corporate Affairs, the provision of Section 197 of the Companies Act, 2013 is not applicable on Government Companies. Accordingly reporting in accordance with requirements of provision of Section 197(16) of the act is not applicable to the Company.
- k) With respect to the other matters to be included in the Auditor's Report in accordance with Rule 11 of the Companies (Audit and Auditors) Rules, 2014, as amended in our opinion and to the best of our information and according to the explanations given to us:
- i) The Company does not have any pending litigations as on 31.03.2024 which would impact its financial position;
- ii) The Company did not have any long-term contracts including derivative contracts for which there were any material foreseeable losses.
- iii) There were no amounts which were required to be transferred to the Investor Education and Protection Fund by the Company.
- iv) (A) The management has represented that, to the best of its knowledge and belief, other than as disclosed in the **notes to the accounts # 21**, no funds have been advanced or loaned or invested (either from borrowed funds or share premium or any other sources or kind of funds) by the company to or in any other person(s) or entity(ies), including foreign entities ("Intermediaries"), with the understanding, whether recorded in writing or otherwise, that the Intermediary shall, whether, directly or indirectly lend or invest in other persons or entities identified in any manner whatsoever by or on behalf of the company ("Ultimate Beneficiaries") or provide any guarantee, security or the like on behalf of the Ultimate Beneficiaries;
- (B) The management has represented, that, to the best of its knowledge and belief, other than as disclosed in the **notes to the accounts # 21**, no funds have been received by the company from any person(s) or entity(ies), including foreign entities ("Funding Parties"), with the understanding, whether recorded in

writing or otherwise, that the company shall, whether, directly or indirectly, lend or invest in other persons or entities identified in any manner whatsoever by or on behalf of the Funding Party ("Ultimate Beneficiaries") or provide any guarantee, security or the like on behalf of the Ultimate Beneficiaries; and

(C) Based on audit procedures which we considered reasonable and appropriate in the circumstances, nothing has come to their notice that has caused them to believe that the representations under sub-clause (i) and (ii) contain any material misstatement.

- v) The company has not proposed, declared or paid any dividend during the year in contravention of the provision of Section 123 of the Companies Act, 2013.
- vi) Based on our examination, which included test checks, the Company has used accounting software for maintaining its books of account for

the financial year ended March 31, 2024 which has a feature of recording audit trail (edit log) facility and the same has operated throughout the year for all relevant transactions recorded in the software. Further, during the course of our audit we did not come across any instance of the audit trail feature being tampered with. *As proviso to Rule 3(1) of the Companies (Accounts) Rules, 2014 is applicable from April 1, 2023, reporting under Rule 11(g) of the Companies (Audit and Auditors) Rules, 2014 on preservation of audit trail as per the statutory requirements for record retention is of the company. However, this clause is applicable from 17<sup>th</sup> April 2023 on the company as it is incorporated from this date.*

- 3. With respect to the report pursuant to directions issued by the Comptroller and Auditor General of India u/s 143(5) of the Companies Act, 2013 for the year ended 31<sup>st</sup> March, 2024. Refer to our separate Report in **Annexure B**.

**For Rajesh Raj Gupta & Associates LLP**  
Chartered Accountants  
(FRN No.026338N/N500357)

Sd/-  
**CA. MANU KATARE**  
Partner  
Membership No. 546417

UDIN: 24546417BKFSCO6743

Date: 07-08-2024

Place: New Delhi

## “ANNEXURE A” TO THE REVISED INDEPENDENT AUDITOR’S REPORT OF EVEN DATE ON THE FINANCIAL STATEMENTS OF EDCIL VIDYANJALI FOUNDATION

### “Annexure A” to the Revised Independent Auditor’s Report of even date on the Financial Statements of EDCIL Vidyanjali Foundation

### Report on the Internal Financial Controls under Clause (i) of Sub-section 3 of Section 143 of the Companies Act, 2013

We have audited the internal financial controls over financial reporting of EDCIL Vidyanjali Foundation (“the Company”) as of March 31<sup>st</sup>, 2024, in conjunction with our audit of the Standalone financial statements of the Company for the year ended on that date.

### Management’s Responsibility for Internal Financial Controls

The Company’s management is responsible for establishing and maintaining internal financial controls based on Guidance Note on Audit of Internal Financial Controls over Financial Reporting issued by the Institute of Chartered Accountants of India. These responsibilities include the design, implementation and maintenance of adequate internal financial controls that were operating effectively for ensuring the orderly and efficient conduct of its business, including adherence to company’s policies, the safeguarding of its assets, the prevention and detection of frauds and errors, the accuracy and completeness of the accounting records and the timely preparation of reliable financial information, as required under the Companies Act, 2013.

### Auditors’ Responsibility

Our responsibility is to express an opinion on the Company’s internal financial controls over the financial reporting based on our audit. We conducted our audit in accordance with the Guidance Note on

Audit of Internal Financial Controls over Financial Reporting (the “Guidance Note”) and the Standards on Auditing, issued by ICAI and deemed to be prescribed under Section 143(10) of the Companies Act, 2013 to the extent applicable to an audit of internal financial controls, both applicable to an audit of Internal Financial Controls and, both issued by the Institute of Chartered Accountants of India. Those Standards and the Guidance Note require that we comply with ethical requirements and plan and perform the audit to obtain reasonable assurance about whether adequate internal financial controls over financial reporting was established and maintained and if such controls operated effectively in all material respects.

Our audit involves performing procedures to obtain audit evidence about the adequacy of the internal financial controls over financial reporting and their operating effectiveness. Our audit of internal financial controls over financial reporting included obtaining an understanding of internal financial controls over financial reporting, assessing the risk that a material weakness exists, and testing and evaluating the design and operating effectiveness of internal control based on the assessed risk. The procedures selected depend on the auditor’s judgment, including the assessment of the risks of material misstatement of the financial statements, whether due to fraud or error.

We believe that the audit evidence we have obtained is sufficient and appropriate to provide a basis for our audit opinion on the Company’s internal financial controls system over financial reporting.

### Meaning of Internal Financial Controls over Financial Reporting

A company’s internal financial control over financial reporting is a process designed to provide



reasonable assurance regarding the reliability of financial reporting and the preparation of financial statements for external purposes in accordance with generally accepted accounting principles. A company's internal financial control over financial reporting includes those policies and procedures that

Pertain to the maintenance of records that, in reasonable detail, accurately and fairly reflect the transactions and dispositions of the assets of the company;

Provide reasonable assurance that transactions are recorded as necessary to permit preparation of financial statements in accordance with generally accepted accounting principles, and that receipts and expenditures of the company are being made only in accordance with authorities of management and directors of the company; and

Provide reasonable assurance regarding prevention or timely detection of unauthorized acquisition, use, or disposition of the company's assets that could have a material effect on the financial statements.

### **Inherent Limitations of Internal Financial Controls over Financial Reporting**

Because of the inherent limitations of the internal

financial controls over financial reporting, including the possibility of collusion or improper management override of controls, material misstatements due to error or fraud may occur and not be detected. Also, projections of any evaluation of the internal financial controls over financial reporting to future periods are subject to the risk that the internal financial control over financial reporting may become inadequate because of the changes in conditions, or that the degree of compliance with the policies or procedures may deteriorate.

### **Opinion**

In our opinion, the Company has, in all material respects, an adequate internal financial controls system over financial reporting and such internal financial controls over financial reporting were operating effectively as at 31<sup>st</sup> March 2024, based on the internal control over financial reporting criteria established by the Company considering the essential components of internal control stated in the Guidance Note on Audit of Internal Financial Controls Over Financial Reporting issued by the Institute of Chartered Accountants of India.

**For Rajesh Raj Gupta & Associates LLP**  
Chartered Accountants  
(FRN No.026338N/N500357)

Sd/-

**CA. MANU KATARE**

Partner

Membership No. 546417

UDIN: 24546417BKFSCO6743

Date: 07-08-2024

Place: New Delhi



## “ANNEXURE B” TO THE REVISED INDEPENDENT AUDITOR’S REPORT

Annexure referred to in our report of even date to the members of **EDCIL Vidyanjali Foundation** on the accounts for the year ended 31<sup>st</sup>March 2024

S. No.	Directions u/s 143(5) of the Companies Act, 2013	Auditors’ reply on action taken on the directions	Impact of Financial Statement
1	Whether the Company has system in place to process all the accounting transactions through IT system?  If yes, the implications of processing of accounting transactions outside IT system on the integrity of the accounts along with the financial implications, if any, may be stated.	As per the information and explanations given to us, the Company has a system in place to process all the accounting transactions through IT system.  Based on the audit procedures carried out and as per the information and explanations given to us, no accounting transactions have been processed / carried outside the IT system. Accordingly, there are no implications on the integrity of the accounts.	NIL
2	Whether there is any restructuring of an existing loan or cases of waiver/write off of debts/loans/ interest etc. made by a lender to the company due to the company’s inability to repay the loan? If yes, the financial impact may be stated. Whether such cases are properly accounted for? (In case, lender is a government company, then this direction is also applicable for statutory auditor of lender company).	Based on the audit procedures carried out and as per the information and explanations given to us, the company has not taken any loan and therefore this clause is not applicable.	NIL
3	Whether funds received / receivable for specific schemes from Central / State agencies were properly accounted for/utilized as per its terms and conditions? List the cases of deviation.	Based on the audit procedures carried out and as per the information and explanations given to us, no funds received from Central/ State Agencies and therefore this clause is not applicable.	NIL

**For Rajesh Raj Gupta & Associates LLP**  
Chartered Accountants  
(FRN No.026338N/N500357)

Sd/-  
**CA. MANU KATARE**  
Partner  
Membership No. 546417

Date: 07-08-2024

Place: New Delhi

UDIN: 24546417BKFSCO6743

**EDCIL Vidyanjali Foundation**  
**CIN: U85500DL2023NPL412548**  
**BALANCE SHEET AS AT 31<sup>ST</sup> MARCH, 2024**

(Amount in hundreds of INR)

S.N.	Particulars	Note No.	As at March 31, 2024
<b>I.</b>	<b>ASSETS</b>		
<b>1</b>	<b>Current Assets</b>		
	(a) Financial Assets		
	(i) Cash and Cash equivalent	3	2,531.64
	(ii) Trade receivable	4	10,740.58
	(b) Other current Assets	5	266.78
	<b>Total</b>		<b>13,539.00</b>
<b>II.</b>	<b>LIABILITIES</b>		
<b>2</b>	<b>Equity</b>		
	(a) Equity share capital	6	5,000.00
	(b) Other Equity	7	(17,547.62)
<b>3</b>	<b>Current liabilities</b>		
	(a) Other current liabilities	8	544.15
	(b) Financial liabilities		
	(i) Other financial liabilities	9	25,542.47
	<b>Total</b>		<b>13,539.00</b>

The accompanying notes are an integral part of the financial statements.  
As per our audit report of even date

**Sd/-**  
**Sandeep Goel**  
Head (Finance), Acting

**Sd/-**  
**Devendra Kumar Sharma**  
Company Secretary, (Acting)

For **Rajesh Raj Gupta & Associates LLP**  
Chartered Accountants  
Firm Registration No.: 026338N/N500357

For and on behalf of the Board of Directors of  
**EDCIL Vidyanjali Foundation**

**Sd/-**  
**Manu Katare**  
Partner  
Membership No.: 546417  
Place: Noida  
Date: 06.05.2024  
UDIN: 24546417BKFSBP9594

**Sd/-**  
**Dr. Chandrasekar Balakrishnan**  
Director  
DIN:10116897

**Sd/-**  
**Manoj Kumar**  
Chairman  
DIN: 08636099

**EDCIL Vidyanjali Foundation**  
**CIN: U85500DL2023NPL412548**

**STATEMENT OF INCOME AND EXPENDITURE FOR THE YEAR ENDED 31ST MARCH, 2024**

(Amount in hundreds of INR)

S. N.	Particulars	Note No.	For the Year Ending March 31, 2024
<b>I.</b>	<b>INCOME</b>		
	Revenue from operations	10	10,649.30
	<b>Total Income</b>		<b>10,649.30</b>
<b>II.</b>	<b>EXPENDITURE</b>		
	Direct expenses	11	10,558.02
	Other expenditure	12	17,638.90
	<b>Total Expenditure</b>		<b>28,196.92</b>
<b>III.</b>	<b>Excess of expenditure over income</b>		<b>(17,547.62)</b>
<b>IV.</b>	<b>Other Comprehensive Income</b>		-
<b>V.</b>	<b>Tax expense</b>		-
<b>VI.</b>	<b>Excess of expenditure over income (net of taxes)</b>		<b>(17,547.62)</b>
<b>VII.</b>	<b>Earning per equity share (Amount in Rs.):</b>		
	Basic and diluted	13	(35.10)
	Nominal value of equity shares		10.00

The accompanying notes are an integral part of the financial statements.  
As per our audit report of even date

Sd/-  
**Sandeep Goel**  
Head (Finance), Acting

Sd/-  
**Devendra Kumar Sharma**  
Company Secretary, (Acting)

For **Rajesh Raj Gupta & Associates LLP**  
Chartered Accountants  
Firm Registration No.: 026338N/N500357

For and on behalf of the Board of Directors of  
**EDCIL Vidyanjali Foundation**

Sd/-  
**Manu Katare**  
Partner  
Membership No.: 546417  
Place: Noida  
Date: 06.05.2024  
UDIN: 24546417BKFSBP9594

Sd/-  
**Dr. Chandrasekar Balakrishnan**  
Director  
DIN:10116897

Sd/-  
**Manoj Kumar**  
Chairman  
DIN: 08636099

**EDCIL Vidyanjali Foundation**  
**CIN: U85500DL2023NPL412548**

**CASHFLOW STATEMENT FOR THE YEAR ENDED 31ST MARCH, 2024**

(Amount in hundreds of INR)

Particulars	For the Year Ending March 31, 2024
A. Cash flow from operating activities	
Excess of expenditure over income	(17,547.62)
<b>Add</b> Provision for expenses	25,542.47
<b>Cash generated before working capital changes</b>	<b>7,994.85</b>
Changes in working capital	
(Increase) in other trade receivables	(10,740.58)
(Increase) in other current assets	(266.78)
Increase in other current liabilities	544.15
Increase in other current financial liabilities	-
<b>Net cash used in operating activities (A)</b>	<b>(2,468.36)</b>
<b>B. Net cashflow from Investing activities (B)</b>	-
<b>C. Net cashflow from Financing activities (C)</b>	
Capital Infusion by Holding Company	5,000.00
<b>D. Net Cashflow for the year (A+B+C)</b>	<b>2,531.64</b>
<b>E. Cash and Cash equivalent as on March 31, 2024</b>	
Balance with Banks - in Current Account	2,531.64

The accompanying notes are an integral part of the financial statements.

As per our audit report of even date

**Sd/-**  
**Sandeep Goel**  
Head (Finance), Acting

**Sd/-**  
**Devendra Kumar Sharma**  
Company Secretary, (Acting)

For **Rajesh Raj Gupta & Associates LLP**  
Chartered Accountants  
Firm Registration No.: 026338N/N500357

For and on behalf of the Board of Directors of  
**EDCIL Vidyanjali Foundation**

**Sd/-**  
**Manu Katare**  
Partner  
Membership No.: 546417  
Place: Noida  
Date: 06.05.2024  
UDIN: 24546417BKFSBP9594

**Sd/-**  
**Dr. Chandrasekar Balakrishnan**  
Director  
DIN:10116897

**Sd/-**  
**Manoj Kumar**  
Chairman  
DIN: 08636099

EDCIL Vidyanjali Foundation  
CIN: U85500DL2023NPL412548

## STATEMENT OF CHANGES IN EQUITY FOR THE YEAR ENDED 31ST MARCH, 2024

### A. Equity share capital

(Amount in hundreds of INR)

Particulars	As at 31st March, 2024
Capital Infused during the year	5,000.00
<b>Closing balance as at 31st March 2024</b>	<b>5,000.00</b>

### B. Other equity

(Amount in hundreds of INR)

Particulars	Retained earnings	Other Comprehensive Income	Total
Other comprehensive income	-	-	-
Excess of expenditure over income	(17,547.62)	-	(17,547.62)
<b>Balance as at 31st March 2024</b>	<b>(17,547.62)</b>	<b>-</b>	<b>(17,547.62)</b>

The accompanying notes are an integral part of the financial statements.

As per our audit report of even date

Sd/-  
**Sandeep Goel**  
Head (Finance), Acting

Sd/-  
**Devendra Kumar Sharma**  
Company Secretary, (Acting)

For **Rajesh Raj Gupta & Associates LLP**  
Chartered Accountants  
Firm Registration No.: 026338N/N500357

For and on behalf of the Board of Directors of  
**EDCIL Vidyanjali Foundation**

Sd/-  
**Manu Katare**  
Partner  
Membership No.: 546417  
Place: Noida  
Date: 06.05.2024  
UDIN: 24546417BKFSBP9594

Sd/-  
**Dr. Chandrasekar Balakrishnan**  
Director  
DIN:10116897

Sd/-  
**Manoj Kumar**  
Chairman  
DIN: 08636099

**EdCIL Vidyanjali Foundation**  
**CIN: U85500DL2023NPL412548**

## **SIGNIFICANT ACCOUNTING POLICIES AND NOTES TO THE FINANCIAL STATEMENTS FOR THE YEAR ENDED 31ST MARCH, 2024**

### **Note 1 : Corporate Information**

EdCIL Vidyanjali foundation is a wholly owned subsidiary of EdCIL (India) Limited, a section 8 company established under the provisions of the Companies act 2013, was incorporated in the year 2023 with the following objectives:

- a. To support the education of poor and deprived students in the country and to support the higher education through CSR funding, funding with the involvement and backing of Government/non-Government partners, Public Sector Undertakings (PSUs) and other private sources including Corporates, Trusts, Societies, Individuals, international donors and funding support through subsidized loans etc.
- b. To develop, establish, promote and facilitate promotion, improvement of educational, social, cultural, economic, sports, research and skills etc. to the poor, downtrodden and under privileged and advancement of any other charitable and developmental objects of general public utility and community welfare;
- c. To undertake Corporate Social Responsibilities activities as may be notified by the Central Government or any other competent authorities from time to time for Government/ Non-Government partners, Public Sector Undertakings (PSUs) and other private sources including Corporates, Trusts, Societies, Individuals, international donors etc.
- d. Advancement and promotion of education, learning and skills development amongst individuals and businesses, the provision of information, advice and guidance, including guidance for career choices, to people of all ages
- e. To run, manage, promote and participate in all types of government and non-government programs for development of society
- f. To provide financial assistance by way of grants, loans, aids to educational institutions of the Ministry of Education and institutions following the respective statutory bodies of the Govt of India with the key mandate of improvement of educational infrastructure including buildings, civil works, research facilities, student amenities and residences and academic & related resources including that of incubation, innovation centres
- g. Construction of new campuses, educational and research institutes within the ambit of education and related activities and renovation of infrastructure of the existing educational and research institutions and HEIs (Higher Education Institutions).
- h. Expansion of campuses, additional blocks for all academic and related activities in the existing institutions as per the requirements and as per receipts of funding defined for the purpose.
- i. Setting up of research and development facilities for HEIs.
- j. Support in the infrastructure development of through such model leading to improvement and development of HEI resources in educational institution.
- k. To support the higher education initiatives through provisioning of financial assistance through CSR (Corporate Social Responsibility) funding and others philanthropic institutions donor funding, which will help education of poor and deprived students in the country

The registered office of the company is situated at 5th Floor, Vijaya Building Barakhambha Road, New Delhi -110001.



## Note 2 : Summary of significant accounting policies

### 2.1. Statement of compliance

These financial statements have been prepared in accordance with Indian Accounting Standards ('Ind AS') prescribed under section 133 of the Companies Act, 2013 ('the Act') read with Rule 3 of the Companies (Indian Accounting Standards) Rules, 2015, as amended from time to time and other relevant provisions of the Act. This is the Company's first financial statement since its incorporation. The date of incorporation of the Company is 17th April 2023

### 2.2. Basis of preparation of financial statements

The financial statements have been prepared in accordance with the Indian Accounting Standards (Ind AS) under the historical cost convention on accrual basis except for certain financial instruments which are measured at fair value (refer table below), the provision of the Companies Act, 2013 ('Act').

Accounting Policies have been consistently applied except where a newly issued accounting standard is initially adopted or a revision to an existing accounting standard requires a change in the accounting policy hitherto in use.

All assets and liabilities have been classified as current or non-current as per the Company's normal operating cycle and other criteria set out in the Act. Based on the nature of products and the time between the acquisition of assets for processing and their realisation in cash and cash equivalents, the Company has ascertained its operating cycle as 12 months for the purpose of current / non-current classification of assets and liabilities.

Items	Measurement basis
Financial assets and liabilities that are measured at fair values	Fair value
Net defined benefit (asset)/liability	Fair value of plan assets less present value of defined benefit obligations

The financial statements are approved for issue by the Company's Board of Directors on May 06, 2024

### 2.3. Use of estimates and judgements

The preparation of financial statements requires management to make judgments, estimates and assumptions that affect the application of accounting policies and the reported amounts of assets, liabilities, income and expenses. Actual results may differ from those estimates.

Estimates and underlying assumptions are reviewed on an ongoing basis. Revisions to accounting estimates are recognised in the period in which the estimates are revised and in any future periods affected. Their effects, if material, are disclosed in the notes to the financial statements.

### 2.4. Financial instruments

A financial instrument is any contract that gives rise to a financial asset of one entity and a financial liability or equity instrument of another entity.

#### **Financial assets-Initial recognition and measurement**

All financial assets are recognised initially at fair value plus in the case of financial assets not recorded at fair value through income or expenditure, transaction costs that are attributable to the acquisition of the financial asset. In case of financial assets held at fair value through statement of income and expenditure, any transaction costs incurred are charged to the statement of income and expenditure.

Trade receivables and debt securities are initially recognised when they are originated. All other financial assets are recognised when Company becomes a party to the contractual provisions of the instrument.

#### **Financial assets - De-recognition**

A financial asset (or, where applicable, a part of a financial asset or part of a group of similar financial assets) is primarily derecognised (i.e. removed from the Company's statements of financial position) when:

- The rights to receive cash flows from the asset have expired, or
- The Company has transferred its rights to receive cash flows from the asset or has assumed an

obligation to pay the received cash flows in full without material delay to a third party under a 'pass-through' arrangement; and either (a) the Company has transferred substantially all the risks and rewards of the asset, or (b) the Company has neither transferred nor retained substantially all the risks and rewards of the asset, but has transferred control of the asset.

### **Financial assets - Impairment**

In accordance with Ind AS 109, the Company applies expected credit loss (ECL) model for measurement and recognition of impairment loss on the financial assets with credit risk exposure:

Trade receivables: In respect of trade receivables, the Company applies the simplified approach of Ind AS 109, which requires measurement of loss allowance at an amount equal to lifetime expected credit losses. Lifetime expected credit losses are the expected credit losses that result from all possible default events over the expected life of a financial instrument.

- i. Time barred dues from the government / government departments are generally not considered as increase in credit risk of such financial asset.
- ii. Dues outstanding for significant period of time are reviewed and provision is made on a case to case basis.

Other financial assets: In respect of its other financial assets, the Company assesses if the credit risk on those financial assets has increased significantly since initial recognition. If the credit risk has not increased significantly since initial recognition, the Company measures the loss allowance at an amount equal to 12-month expected credit losses, else at an amount equal to the lifetime expected credit losses.

ECL impairment loss allowance (or reversal) recognised during the period is recognised as expense / (income) in the statement of income and expenditure.

### **Financial liabilities - Initial recognition and measurement**

All financial liabilities are recognised initially at fair

value and, in the case of loans and borrowings and payables, net of directly attributable transaction costs.

The Company's financial liabilities include trade and other payables, loan and borrowings from banks and others, deposit received from dealers and others.

### **Financial liabilities - Derecognition**

A financial liability is de-recognised when the obligation under the liability is discharged or cancelled or expires. When an existing financial liability is replaced by another from the same lender on substantially different terms, or the terms of an existing liability are substantially modified, such an exchange or modification is treated as the de-recognition of the original liability and the recognition of a new liability. The difference in the respective carrying amounts is recognised in the statement of income and expenditure.

Liabilities / Advances received / Provisions outstanding for last five years or more where the management is of the view that they are no longer payable, refundable or required as on the date of balance sheet are written back. Claims arising, if any, after that date is charged off in the year of claim.

### **2.5. Offsetting of financial instruments**

Financial assets and financial liabilities are offset and the net amount is reported in the statement of financial position if there is a currently enforceable legal right to offset the recognised amounts and there is an intention to settle on a net basis, to realise the assets and settle the liabilities simultaneously.

### **2.6. Cash and cash equivalents and other bank balances**

Cash and cash equivalents comprise cash balances on hand, cash balance with bank, highly liquid investments that are readily convertible into known amounts of cash and which are subject to insignificant risk of changes in value.

### **2.7. Revenue recognition**

Revenue is recognised on satisfaction of performance obligation upon transfer of control of

promised products or services to customers in an amount that reflects the consideration the Company expects to receive in exchange for those products or services. Revenue is measured at the fair value of the consideration received or receivable. Revenue is reduced for estimated customer returns, rebates and other similar allowances and excluding Goods and Services tax.

The Company recognizes revenue from contracts with customers based on a five-step model as per Ind AS 115 (as stated below) which involves judgements such as identification of distinct performance obligation involves judgement to determine the deliverables and the ability of the customer to benefit independently from such deliverables.

To determine whether to recognise revenue, the Company follows a five-step process:

- Identifying the contract with a customer
- Identifying the performance obligations
- Determining the transaction price
- Allocating the transaction price to the performance obligations
- Recognising revenue when/as performance obligation(s) are satisfied

Revenue is recognised either at a point in time or over time, when (or as) the Company satisfies performance obligations by transferring the promised goods or services to its customers.

The Company recognises contract liabilities for consideration received in respect of unsatisfied performance obligations and reports these amounts as other liabilities in the balance sheet. Similarly, if the Company satisfies a performance obligation before the consideration is due, the Company recognises a contract asset in its balance sheet.

When there is uncertainty as to realisability, recognition of revenue is postponed until such uncertainty is removed.

#### **Measurement of transaction price**

Revenue is recognised at the amount of the transaction price that is allocated to the performance obligation.

The transaction price is the amount of consideration to which the Company expects to be entitled in exchange for transferring promised goods or services to a customer, excluding amount collected on behalf of third parties.

In case where the contracts involve multiple performance obligations, the company allocates the transaction price to each performance obligation on the relative stand-alone selling price basis.

If the stand-alone selling price is not available the company estimates the standalone selling price.

#### **2.8. Interest income**

For all debt instruments measured either at amortised cost (e.g. fixed deposit placed with the bank) or at fair value through other comprehensive income, interest income is recorded using the effective interest rate (EIR). EIR is the rate that exactly discounts the estimated future cash receipts over the expected life of the financial instrument or a shorter period, where appropriate, to the gross carrying amount of the financial asset or to the amortised cost of financial asset.

When calculating the effective interest rate, the Company estimates the expected cash flows by considering all the contractual terms of the financial instrument but does not consider the expected credit losses.

Interest income is included in other income in the statement of Income and Expenditure

#### **2.9. Taxes**

##### **Current income tax**

The Company is registered under Section 12A of the Income tax Act, 1961 ('the act'). Under the provisions of the Act, the income of the Company is exempt from tax, subject to the compliance of terms and conditions specified in the Act.

#### **2.10. Provisions, contingent liabilities and contingent assets**

Provisions are recognised for present obligation (legal or constructive) of certain timing or amount

arising as a result of past event where a reliable estimate can be made and it is probable that an outflow of resources embodying economic benefits will be required to settle the obligation.

When it is not probable that an outflow of resources embodying economic benefits will be required or the amount cannot be estimated reliably the obligation is disclosed as a contingent liability unless the possibility of outflow of resources embodying economic benefit is remote.

Possible obligations, whose existence will only be confirmed by the occurrence or non-occurrence of one or more uncertain future events, not wholly within the control of entity are also disclosed as contingent liabilities.

Contingent liabilities are not recognised but are disclosed in notes.

Contingent assets are not recognised. However, when the realisation of income is virtually certain, then the related asset is no longer a contingent asset, but it is recognised as an asset.

### **2.11. Cash Flow statement**

Cash flows are reported using the indirect method, where by net income or net expenditure for the year is adjusted for the effects of transactions of a non-cash nature, any deferrals or accruals of past or future operating cash receipts or payments and item of income or expenses associated with investing or financing cash flows. The cash flows from operating, investing and financing activities of the Company are segregated.

### **2.12. Events after the reporting period**

Events after the reporting period are those events, both favourable and unfavourable that occur between end of the reporting period and the date on which the financial statements are approved for issue.

#### **A. Adjusting events**

Events which provide further evidence of conditions that existed at the end of the reporting period are adjusting events.

Financials have been adjusted for those events.

#### **B. Non-adjusting events**

Events which are of indicative of conditions that arise after the end of the reporting period are Non-adjusting events. Disclosure of the nature of event and estimate of its financial effect have been made in the financial statements.

### **2.13. Exceptional items**

When items of income and expense from ordinary activities are of such size, nature or incidence that their disclosure is relevant to explain the performance of the enterprise for the period, the nature and amount of such items is disclosed separately as exceptional items.

### **2.14. Related party disclosure**

A related party is any party of entity that controls or can significantly influence the management or operating policies of the Company during the reporting period.

The Company has disclosed names of related parties with relationship and transaction between Company and its related parties in the Notes to financial statements.[Refer Note No.14]

### **2.15. Liquidated damages on contracts**

The liquidated damages & other liabilities on contracts which are in progress and are completed are accounted for as and when the liability is communicated/ determined by the client and accepted by the management.

### **2.16. Material prior period errors**

Material prior period errors are corrected retrospectively by restating the comparative amounts for the prior periods presented in which error occurred. If the error occurred before the earliest period presented, opening balances of assets, liabilities and equity for the earliest period presented, are restated.

**2.17.** This being the first financial statements of the Company, no comparatives have been presented

**Note: 3 Cash and Cash equivalent****(Amount in hundreds of INR)**

Particulars	As at 31st March, 2024
Balance with Bank	2,531.64
<b>Total</b>	<b>2,531.64</b>

**Note: 4 Trade Receivables****(Amount in hundreds of INR)**

Particulars	As at 31st March, 2024
(i) Undisputed Trade receivables –considered good	10,740.58
(ii) Undisputed Trade Receivables – which have significant increase in credit risk	-
(iii) Undisputed Trade Receivables – credit impaired	-
(iv) Disputed Trade Receivables–considered good	-
(v) Disputed Trade Receivables – which have significant increase in credit risk	-
(vi) Disputed Trade Receivables – credit impaired	-
Less: Allowance for expected credit losses	-
<b>Total</b>	<b>10,740.58</b>

**Ageing for trade receivables – current outstanding as at March 31, 2024 is as follows:****(Amount in hundreds of INR)**

Particulars	As at 31st March, 2024	
<b>(i) Undisputed Trade receivables –considered good</b>		
Outstanding for following periods from due date of payment	less than 6 Months	10,740.58
	6 Months - 1 Year	-
	1-2 years	-
	2-3 years	-
	More than 3 years	-
<b>Total</b>		<b>10,740.58</b>



**Note: 5 Other current Assets**
**(Amount in hundreds of INR)**

Particulars	As at 31st March, 2024
Balances with Revenue authorities (GST Input {nett})	266.78
<b>Total</b>	<b>266.78</b>

The accompanying notes are an integral part of the financial statements.

As per our audit report of even date

**Sd/-**  
**Sandeep Goel**  
 Head (Finance), Acting

**Sd/-**  
**Devendra Kumar Sharma**  
 Company Secretary, (Acting)

For **Rajesh Raj Gupta & Associates LLP**  
 Chartered Accountants  
 Firm Registration No.: 026338N/N500357

For and on behalf of the Board of Directors of  
**EDCIL Vidyanjali Foundation**

**Sd/-**  
**Manu Katare**  
 Partner  
 Membership No.: 546417  
 Place: Noida  
 Date: 06.05.2024  
 UDIN: 24546417BKFSBP9594

**Sd/-**  
**Dr. Chandrasekar Balakrishnan**  
 Director  
 DIN:10116897

**Sd/-**  
**Manoj Kumar**  
 Chairman  
 DIN: 08636099



EDCIL Vidyanjali Foundation  
CIN: U85500DL2023NPL412548

## NOTES TO THE FINANCIAL STATEMENTS FOR THE YEAR ENDED 31ST MARCH, 2024

### Note: 6 Equity Share Capital

(Amount in hundreds of INR)

Particulars	As at 31st March, 2024	
	Number	Amount
<b>Authorized capital</b>		
Equity shares of INR 10/- each	150,000.00	15,000.00
<b>Issued, subscribed and paid up capital</b>		
Equity shares of INR 10/- each	50,000.00	5,000.00
<b>Total issued, subscribed and paid-up share capital</b>	<b>50,000.00</b>	<b>5,000.00</b>

#### a. Terms and rights attached to equity shares

The Company has only one class of Equity Shares having a face value of ₹10/- per share which are issued and subscribed. Each Shareholder is eligible for one vote per share held.

#### b. Reconciliation of equity shares outstanding at the beginning and at the end of the reporting year

Particulars	As at 31st March, 2024	
	Number	Amount
Shares issued during the year	50,000.00	5,000.00
Outstanding at the end of the year	50,000.00	5,000.00

#### c. Details of shareholder(s) holding more than 5% shares in the company.

Name of the shareholder	As at 31st March, 2024	
	No. of Shares held	% of Holding
<b>Equity shares of INR 10 each, fully paid-up*</b>		
EdCIL (India) Limited	49,994.00	99.99%

### Note: 7 Other Equity

(Amount in hundreds of INR)

Particulars	Amount
Opening Balance	-
Less: Excess of expenditure over income (net of taxes)	(17,547.62)
<b>Total</b>	<b>(17,547.62)</b>

### Note: 8 Other current Liabilities

(Amount in hundreds of INR)

Particulars	As at 31st March, 2024
Statutory dues	544.15
<b>Total</b>	<b>544.15</b>

**EDCIL Vidyanjali Foundation**  
**CIN: U85500DL2023NPL412548**

## NOTES TO THE FINANCIAL STATEMENTS FOR THE YEAR ENDED 31ST MARCH, 2024

### Note: 9 Other financial Liabilities

(Amount in hundreds of INR)

Particulars	As at 31st March, 2024
Provision for Scholarship Payment	10,142.19
Provision for expenses	15,400.28
<b>Total</b>	<b>25,542.47</b>

### Note: 10 Revenue from operations

(Amount in hundreds of INR)

Particulars	For the year ended 31st March, 2024
Administration Income	507.11
Scholarship receipt*	10,142.19
<b>Total</b>	<b>10,649.30</b>

\*Scholarship receipt represents the amount receivable against invoice issued to the client (Doner). The same will be used for disbursement of approved amounts to the eligible students as per agreement with the client.

### Note: 11 Direct Expenses

(Amount in hundreds of INR)

Particulars	For the year ended 31st March, 2024
Scholarship Payment*	10,142.19
Project Expenses	415.83
<b>Total</b>	<b>10,558.02</b>

\*Scholarship payment represents the amount that will be used for disbursement of approved amounts to the eligible students as per agreement with the client.

### Note: 12 Other Expenses

(Amount in hundreds of INR)

Particulars	For the year ended 31st March, 2024
Professional & Consultancy Expenses	1,925.00
Statutory audit fees*	500.00
Seminar Expenses	14,358.60
Stationery Expenses	777.50
Rates and Taxes	44.20
Business Promotion expenses	31.10
Cartage expense	2.50
<b>Total</b>	<b>17,638.90</b>

\* includes fees payable to statutory auditor as auditor of the Company. No other fees is payable/paid to the auditors in any other capacity

EDCIL Vidyanjali Foundation  
CIN: U85500DL2023NPL412548

## NOTES TO THE FINANCIAL STATEMENTS FOR THE YEAR ENDED 31ST MARCH, 2024

### Note: 13 Earnings per share

(Amount in hundreds of INR)

Particulars	Current Year 2023-24
Excess of expenditure over income (net of taxes)	(17,547.62)
Weighted average number of equity shares outstanding during the year (No.)	50,000.00
Basic earnings per share (Rs.)	(35.10)
Nominal value per share (Rs.)	10.00

### Note: 14 Related party transactions

Related party relationships / transactions warranting disclosures under IND AS-24 "Related Party Disclosures" are as under:

#### a. List of Related parties where control exists and/or with whom transactions have taken place and relationships:

Nature of Relationship	Name of party
Holding Company	EdCIL (India) Limited
Chairman	Manoj Kumar
Government Nominee Director (from 17.04.2023)	Purnendu Kishore Banerjee
Director	Chandrasekar Balakrishnan
Head (Finance), Acting	Sandeep Goel
Company Secretary, (Acting)	Devendra Kumar Sharma

#### b. Transactions during the year with related parties:

(Amount in hundreds of INR)

Transactions	EdCIL (India) Limited
	During the year ended 31 <sup>st</sup> March 2024
Capital infusion	5,000.00
Payment of expenses on behalf of Subsidiary Company	65.04
	<b>5,065.04</b>

#### c. Closing balances with Related parties as at 31st March 2024 :

(Amount in hundreds of INR)

Transactions	EdCIL (India) Limited
	As at 31 <sup>st</sup> March 2024
Capital infusion	5,000.00
	<b>5,000.00</b>

**EDCIL Vidyanjali Foundation**  
**CIN: U85500DL2023NPL412548**

## NOTES TO THE FINANCIAL STATEMENTS FOR THE YEAR ENDED 31ST MARCH, 2024

### Note: 15 Employee Benefits

The Company has no regular employees, the nominated officials of the holding company are serving as temporary employees. Therefore disclosure as per the requirement of Ind AS 19 is not applicable.

### Note: 16 Corporate Social Responsibility

As per section 135 of the Companies Act, 2013, NIL amount is payable towards CSR expenses based on the loss for the period. Therefore, no Corporate Social Responsibility (CSR) committee has been constituted by the Company.

### Note: 17 Financial Instruments - Fair Values Measurement and Financial Risk Management

#### I. Fair Value Measurements

##### A. Financial Instruments by Category

Name of the shareholder	As at 31 March 2024	
	FVTPL	Amortised Cost
<b>Financial Assets</b>		
<b>Current Assets</b>		
(i) Cash and cash equivalents	-	2,531.64
(ii) Trade receivables	-	10,740.58
<b>Total Financial Assets</b>	-	13,272.22
<b>Financial Liabilities</b>		
<b>Current Liabilities</b>		
(i) Other financial liabilities	-	25,542.47
<b>Total Financial Liabilities</b>	-	<b>25,542.47</b>

##### B. Fair Value Hierarchy

This explains the judgments and estimates made in determining the fair values of the financial instruments that are:

- (a) recognised and measured at fair value and
- (b) measured at amortised cost and for which fair values are disclosed in the financial statements.

The Company uses the following hierarchy for determining and disclosing the fair value of financial instruments by valuation techniques:

**Level 1** - Quoted prices (unadjusted) in active markets for identical assets or liabilities.

**Level 2** - The fair value of financial instruments that are not traded in an active market is determined using valuation techniques which maximise the use of observable market data and rely as little as possible on entity-specific estimates. If all significant inputs required to fair value an instrument are observable, the instrument is included in Level-2.

**EDCIL Vidyanjali Foundation**  
**CIN: U85500DL2023NPL412548**

## NOTES TO THE FINANCIAL STATEMENTS FOR THE YEAR ENDED 31ST MARCH, 2024

**Level 3** - Inputs for the assets or liabilities that are not based on observable market data (unobservable inputs).

To provide an indication about the reliability of the inputs used in determining fair value, the Company has classified its financial instruments into the three levels prescribed under the accounting standard. An explanation of each level is given in the table below.

### Assets and liabilities which are measured at amortised cost for which fair values are disclosed

(Amount in hundreds of INR)

Name of the shareholder	As at 31 March 2024		
	Level 1	Level 2	Level 3
<b>Financial Assets</b>			
<b>Current Assets</b>			
(i) Cash and cash equivalents	-	-	2,531.64
(ii) Trade receivables	-	-	10,740.58
<b>Total Financial Assets</b>	-	-	<b>13,272.22</b>
<b>Financial Liabilities</b>			
<b>Current Liabilities</b>			
(i) Other financial liabilities	-	-	25,542.47
<b>Total Financial Liabilities</b>	-	-	<b>25,542.47</b>

### C. Fair Value of financial assets and financial liabilities measured at amortised cost:

(Amount in hundreds of INR)

Name of the shareholder	As at 31 March 2024	
	Carrying Value	Fair Value
<b>Financial Assets</b>		
<b>Current Assets</b>		
(i) Cash and cash equivalents	2,531.64	2,531.64
(ii) Trade receivables	10,740.58	10,740.58
<b>Total Financial Assets</b>	<b>13,272.22</b>	<b>13,272.22</b>
<b>Financial Liabilities</b>		
<b>Current Liabilities</b>		
(i) Other financial liabilities	25,542.47	25,542.47
<b>Total Financial Liabilities</b>	<b>25,542.47</b>	<b>25,542.47</b>

The carrying amounts of cash and cash equivalents, bank balances, Other Financial Assets and other current financial liabilities are considered to be the same as their fair value, due to their short term nature.

**EDCIL Vidyanjali Foundation**  
**CIN: U85500DL2023NPL412548**

## NOTES TO THE FINANCIAL STATEMENTS FOR THE YEAR ENDED 31ST MARCH, 2024

### The carrying amount to short term notice

#### Factors affecting the valuation of financial instruments:

**a) Market Risk**

Market risk is the risk that the fair value of future cash flows of a financial instrument will fluctuate because of changes in market prices. Market risk comprises Foreign Currency Risk and Interest rate risk. Financial instruments affected by market risk includes trade receivables and trade payables. The company does not have any significant Market Risk.

**b) Interest Rate Risk**

Interest rate risk is the risk that the fair value of future cash flows of a financial instruments will fluctuate because of change in market interest rate.

**c) Credit risk**

Credit risk is the risk of financial loss to the Company if a customer or counterparty to a financial instrument fails to meet its contractual obligations, and arises principally from the Company's receivables from customers and investment. Credit risk arises from cash held with banks and financial institutions, as well as credit exposure to clients, including outstanding accounts receivable. The maximum exposure to credit risk is equal to the carrying value of the financial assets. The objective of managing counterparty credit risk is to prevent losses in financial assets. The Company assesses the credit quality of the counterparties, taking into account their financial position, past experience and other factors. None of the financial instruments of the company results in material concentration of credit risk.

**d) Liquidity risk**

Liquidity risk is the risk that the Company will not be able to settle or meet its financial obligations as they become due. The Company manages its liquidity risk by ensuring, as far as possible, that it will always have sufficient liquidity to meet its liabilities when due.

The Company's finance division is responsible for liquidity, funding as well as settlement management. In addition, processes and policies related to such risks are overseen by senior management.

The working capital position of the Company is given below:

**(Amount in hundreds of INR)**

Particulars	As at 31 March 2024	
<b>Financial Assets</b>		
(i) Cash and cash equivalents	2,531.64	
(ii) Trade Receivables	10,740.58	
<b>Other current assets</b>	266.78	13,539.00
<b>Financial Liabilities</b>		
(i) Other financial liabilities	25,542.47	
Other current liabilities	544.15	26,086.62
<b>Net Working Capital</b>		<b>(12,547.62)</b>



**EDCIL Vidyanjali Foundation**  
**CIN: U85500DL2023NPL412548**

## NOTES TO THE FINANCIAL STATEMENTS FOR THE YEAR ENDED 31ST MARCH, 2024

### Note: 18 Negative Net worth

At the close of the financial year, the company's net worth reflects a negative value. This is primarily due to the initial expenses associated with its incorporation, including professional advisory and event costs. As it is the company's first year of operation, these expenses have impacted its financial position. Additionally, given the recent establishment of the company, any financial support required during the initial phases will be provided by the of the holding company.

### Note: 19

The Company is registered with Ministry of Corporate Affairs for undertaking CSR activities vide registration no. CSR00061257.

### Note: 20 : Financial Ratios

Ratio	Numerator	Denominator	Current period
(a) Current ratio	Current assets	Current liabilities	0.52
(b) Debt-equity ratio	Borrowings+Interest Accrued	Total Equity	NA
(c) Debt service coverage ratio	Earning for Debt Service = Net Profit after taxes + Non-cash operating expenses like depreciation and other amortizations + Interest + other adjustments like loss on sale of Fixed assets etc.	Debt service = Interest & Lease Payments + Principal Repayments	NA
(d) Return on equity ratio	Net Profits after taxes	Average Shareholder's Equity	NA
(e) Inventory turnover ratio	Cost of goods sold OR sales	Average Inventory Average inventory is (Opening + Closing balance /2)	NA
(f) Trade receivables turnover ratio	Net Credit Sales	Avg. Accounts Receivable	0.99
(g) Trade payables turnover ratio	Net Credit Purchases	Average Trade Payables	NA
(h) Net capital turnover ratio	Net Sales	Working Capital	NA
(i) Net profit ratio	Net profit	Net Sales	NA
(j) Return on capital employed	Earning before interest and taxes	Capital Employed	NA
(k) Return on investment	Return	Investment	NA

**Note:** Return-related ratios are not relevant to the company due to its status as a non-profit organization.

### Note: 21 Additional regulatory information not disclosed elsewhere in the financials statements

- No proceedings have been initiated on or are pending against the Company for holding benami property under the Benami Transactions (Prohibition) Act, 1988 (45 of 1988) and Rules made thereunder.
- The Company has no borrowings from banks and financial institutions on the basis of security of current assets.

- (c) As the Company does not have any loan or other borrowing from any lender, therefore disclosure of wilful defaulter is not applicable.
- (d) The Company does not have any transactions with companies struck off.
- (e) The Company has complied with the number of layers of companies prescribed under the Companies Act, 2013.
- (f) The Company has not entered into any scheme of arrangement which has an accounting impact on current financial year.
- (g) The Company does not have any charges or satisfaction which is yet to be registered with Registrar of Companies (ROC) beyond the statutory period.
- (h) The Company has not advanced or loaned or invested funds to any other persons or entities, including foreign entities (Intermediaries) with the understanding that the Intermediary shall:
- (a) directly or indirectly lend or invest in other persons or entities identified in any manner whatsoever by or on behalf of the company (Ultimate Beneficiaries) or
- (b) provide any guarantee, security or the like to or on behalf of the Ultimate Beneficiaries.
- (i) The Company has not received any fund from any persons or entities, including foreign entities (Funding Party) with the understanding (whether recorded in writing or otherwise) that the Company shall:
- (a) directly or indirectly lend or invest in other persons or entities identified in any manner whatsoever by or on behalf of the Funding Party (Ultimate Beneficiaries) or
- (b) provide any guarantee, security or the like on behalf of the Ultimate Beneficiaries.
- (j) The Company does not have any such transaction which is not recorded in the books of accounts that has been surrendered or disclosed as income during the year in the tax assessments under the Income Tax Act, 1961 (such as, search or survey or any other relevant provisions of the Income Tax Act, 1961).
- (k) The Company has not traded or invested in crypto currency or virtual currency during the current year.

**Sd/-**  
**Sandeep Goel**  
Head (Finance), Acting

**Sd/-**  
**Devendra Kumar Sharma**  
Company Secretary, (Acting)

For **Rajesh Raj Gupta & Associates LLP**  
Chartered Accountants  
Firm Registration No.: 026338N/N500357

For and on behalf of the Board of Directors of  
**EDCIL Vidyanjali Foundation**

**Sd/-**  
**Manu Katare**  
Partner  
Membership No.: 546417  
Place: Noida  
Date: 06.05.2024  
UDIN: 24546417BKFSBP9594

**Sd/-**  
**Dr. Chandrasekar Balakrishnan**  
Director  
DIN:10116897

**Sd/-**  
**Manoj Kumar**  
Chairman  
DIN: 08636099

## CSR ACTIVITIES OF EdCIL



Hon'ble MoS Dr Subhas Sarkar flagged off the EdCIL India CSR project, "Mobile Pathshala Bus to Seva Bharti," in Bankura, WB.



Handing over of medical items to Indira Gandhi Medical College and Research Institute (IGMRI) (Govt of Puducherry) Vazhudavur Road, Kathirkamam, Puducherry-605009 under CSR



# VIDYANJALI SCHOLARSHIP PROGRAM



Launch Ceremony of Vidyanjali Scholarship program on 06 February 2024 in the gracious presence of Hon'ble Union Minister of Education and other senior officers of MoE and EdCIL.

## SWACHHTA PAKHWADA



Observance of Swachhta Pakhwada from 01-15 September, 2023 in EdCIL



# FOUNDATION DAY



43rd Foundation Day celebration in EdCIL, Noida



## SPORTS ACTIVITES



Badminton League organised in EdCIL from 19 to 22 December, 2023

## SPORTS ACTIVITES



EdCIL Organised Cricket League on 17/02/2024 at Noida Stadium



## YOGA DAY



International Yoga Day celebration in EdCIL.



